



# STARLINK Rectangular Internet Dish Accessories Installation Guide

[Home](#) » [Starlink](#) » STARLINK Rectangular Internet Dish Accessories Installation Guide

## Contents [ [hide](#) ]

- 1 [STARLINK Rectangular Internet Dish Accessories Installation Guide](#)
- 2 [PIPE ADAPTER MOUNT](#)
- 3 [SHORT WALL MOUNT](#)
- 4 [LONG WALL MOUNT](#)
- 5 [GROUND POLE MOUNT](#)
- 6 [PIVOT MOUNT](#)
- 7 [STARLINK CABLE](#)
- 8 [ETHERNET ADAPTER](#)
- 9 [CABLE ROUTING KIT](#)
- 10 [MASONRY ROUTING KIT](#)
- 11 [Documents / Resources](#)
- 12 [Related Posts](#)

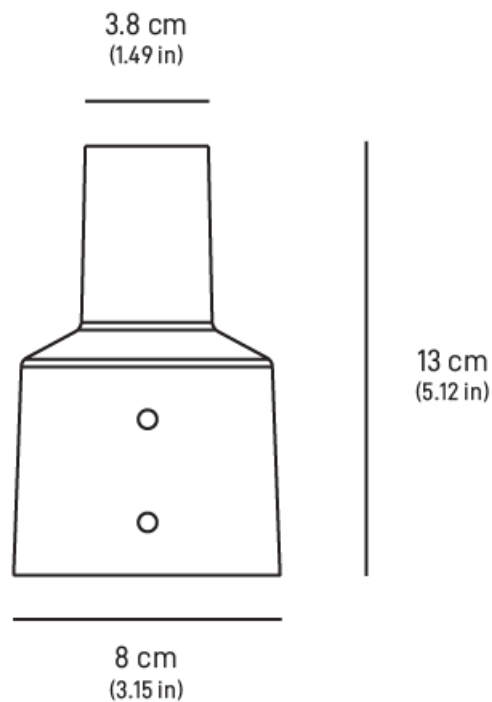
# STARLINK

**STARLINK Rectangular Internet Dish Accessories Installation Guide**



## PIPE ADAPTER MOUNT

Designed to attach to any pole with a max diameter of 2.5" (64 mm). Slide adapter over the top of the existing pole, fasten provided screws, and drop Starlink in.

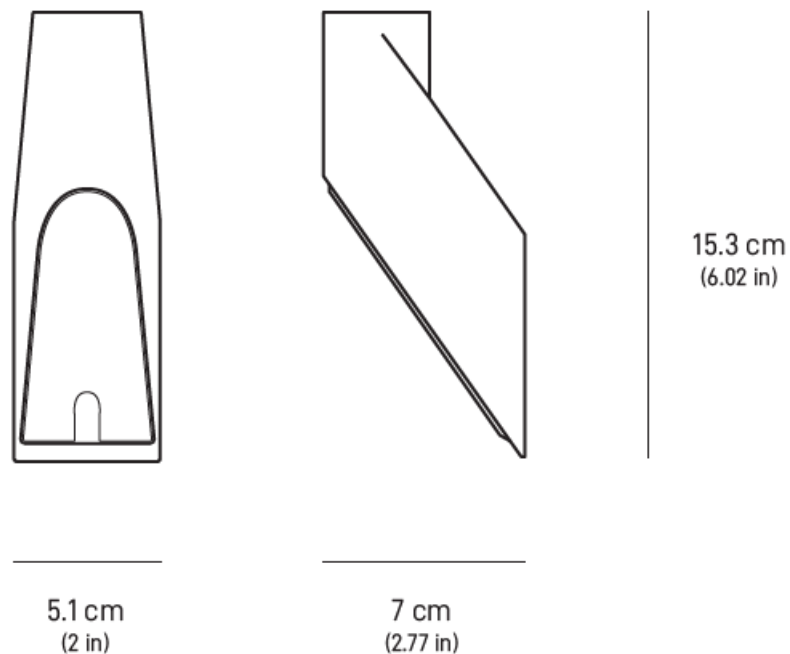


- Tools Needed:
- 7/16" (11.1 mm) Socket Wrench
- Package Dimensions:
- 8.3" x 5.5" x 3.4" / 21 x 14 x 8.7 cm
- Package Weight: 1.35 lbs / 0.6 kg

- Compatibility: Rectangular Starlink

## SHORT WALL MOUNT

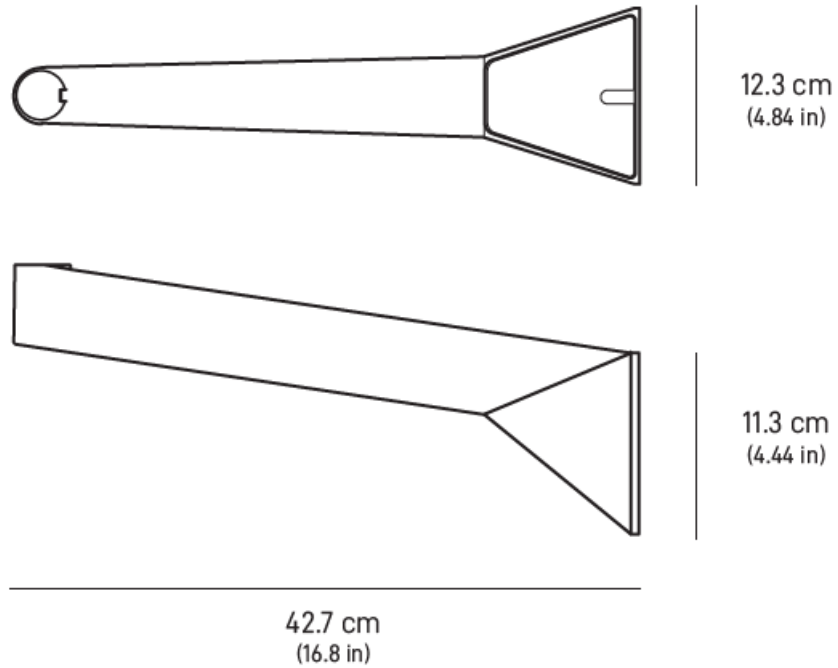
Designed for installation on an exterior wall, near the top of the gable. Drilling required.



- Tools Needed:
- Drill, Stud / Electrical Finder, Socket Wrench, Level, 5/32" (4 mm) Drill Bit, 0.5" x 2.5" (12.5 mm x 63.5 mm) Socket, Pencil
- Package Dimensions:
- 8.3" x 5.5" x 3.4" / 21 x 14 x 8.7 cm
- Package Weight: 1.4 lbs / 0.6 kg
- Compatibility: Rectangular Starlink

## LONG WALL MOUNT

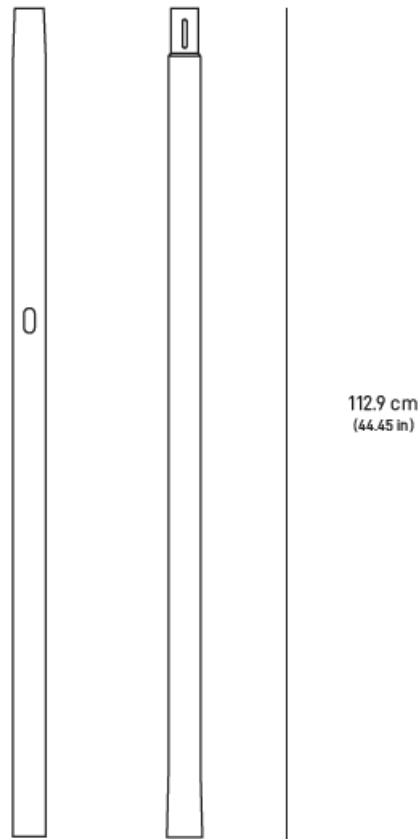
Designed for installation on an exterior wall near the top of the gable; extra length provides clearance of overhang when needed. Drilling required.



- Tools Needed:
- Drill, Stud / Electrical Finder, Socket Wrench, Level, 5/32" (4 mm) Drill Bit, 0.5" x 2.5" (12.5 mm x 63.5 mm) Socket, Pencil
- Package Dimensions:
- 19.1" x 5.5" x 4.7" / 48.5 x 14 x 11.9 cm
- Package Weight: 1.4 lbs / 0.6 kg
- Compatibility: Rectangular Starlink

## GROUND POLE MOUNT

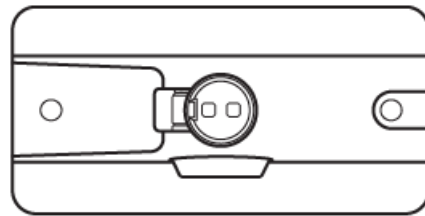
Designed for in-ground installation when roof or wall mounting is not possible; requires digging.



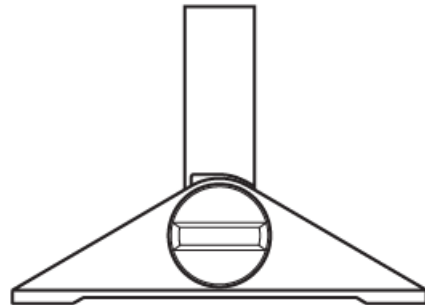
- Tools Needed:
- Shovel, Mortar Hoe, Mixing Trough / Bucket, Gloves, Concrete Mix, and Water
- Package Dimensions:
- 45.7" x 4.5" x 2.4" / 116 x 11.5 x 6.1 cm
- Package Weight: 9.43 lbs / 4.27 kg
- Compatibility: Rectangular Starlink

## PIVOT MOUNT

Designed for installation on shingled roofs, recommend installing closer to edge for cable routing. Not recommended for tile, slate, and clay roofing. For best results, Starlink should be installed as close to vertical as possible.



110mm  
(4.3 in)




156mm  
(6.14 in)

220mm  
(8.66 in)

- Tools Needed:
- Drill, 5/32" (4 mm) Drill Bit, 1/2" (12.7 mm) Socket Wrench
- Package Dimensions:
- 9.7" x 5.5" x 3.1" / 24.7 x 14 x 7.9 cm
- Package Weight: 2.21 lbs / 1.0 kg
- Compatibility: Rectangular Starlink


## STARLINK CABLE

- 75' Starlink Cable is designed to replace the standard cable from the Starlink Kit in case of damage.
- Package Dimensions:
- 5.87" x 2.0" x 17.17" / 14.9 x 5.1 x 43.6 cm
- Package Weight: 3.09 lbs / 1.4 kg
- Compatibility: Rectangular Starlink



75 feet  
(22.86 m)

- 150' Starlink Cable is designed to replace the standard cable from the Starlink Kit when additional length is needed between your install location and the router.
- Package Dimensions:
  - 12.25" x 3.5" x 12.75" / 31.1 x 8.9 x 32.4 cm
- Package Weight: 6.06 lbs / 2.75 kg
- Compatibility: Rectangular Starlink

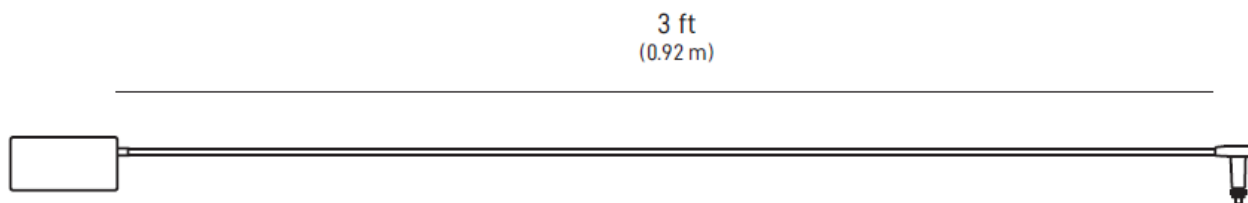


150 feet  
(45.72 m)

## ETHERNET ADAPTER

Designed to connect a device directly to the Starlink Router for a wired connection. Supports up to 1 Gbps speeds.

- Package Dimensions:
- 6.5" x 4.5" x 1.5" / 16.5 x 11.4 x 3.6 cm
- Package Weight: 0.33 lbs / 0.15 kg
- Compatibility: Rectangular Starlink



## CABLE ROUTING KIT

Designed for drilling through most walls. Not recommended for masonry, concrete, or hard coat stucco. Best for customers with prior internet cable routing experience and installation; must be comfortable drilling through walls. Kit includes a spade bit, drill bit, cable routing tool, silicone sealant, grommets, and wall clips.



- Tools Needed:
- Drill, Stud / Electrical Finder
- Package Dimensions:
- 3.75" x 5.25" x 1.75" / 34.9 x 13.3 x 4.4 cm
- Package Weight: 0.83 lbs / 0.38 kg
- Compatibility: Rectangular Starlink

## MASONRY ROUTING KIT




Designed for drilling through masonry, concrete or hard coat stucco (excluding EIFS) walls. Best for customers with prior internet cable routing experience and installation; must be comfortable drilling through walls. Kit includes a spade bit, drill bit, cable routing tool, silicone sealant, grommets, and wall clips.



- Tools Needed:
- Hammer, Hammer Drill, Phillips Head Drill Bit,
- Stud / Electrical Finder, Goggles, Gloves, and Mask
- Package Dimensions:
- 13.875" x 6.5" x 1.75" / 35.2 x 16.5 x 4.4 cm
- Package Weight: 2.1 lbs / 1 kg
- Compatibility: Rectangular Starlink

## Documents / Resources

	<a href="#">STARLINK Rectangular Internet Dish Accessories</a> [pdf] Installation Guide Rectangular, Internet Dish Accessories, Rectangular Internet Dish Accessories
---	--