



## STARCAM CS990 WiFi Camera User Manual

[Home](#) » [STARCAM](#) » STARCAM CS990 WiFi Camera User Manual 

### Contents

- [1 STARCAM CS990 WiFi Camera](#)
- [2 After-sales Consulting](#)
- [3 Documents / Resources](#)
- [4 Related Posts](#)





### STARCAM CS990 WiFi Camera


STARCAM-CS990-WiFi-Camer-image



#### • Step 1 App download and registration



Register

 UnitedStates 

 Account

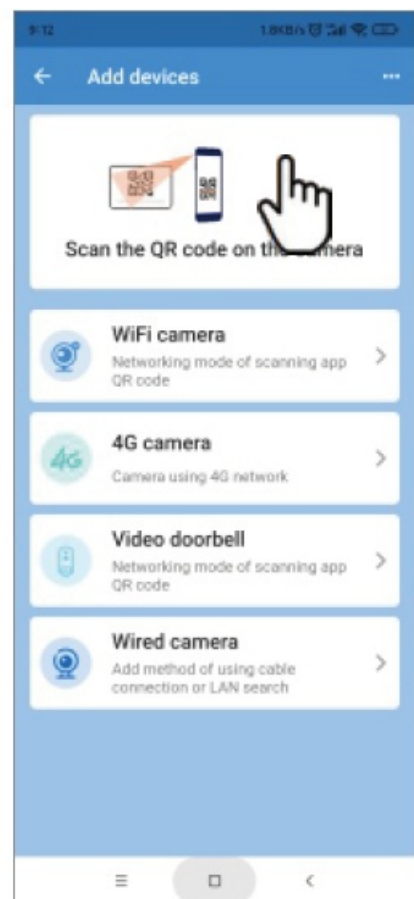
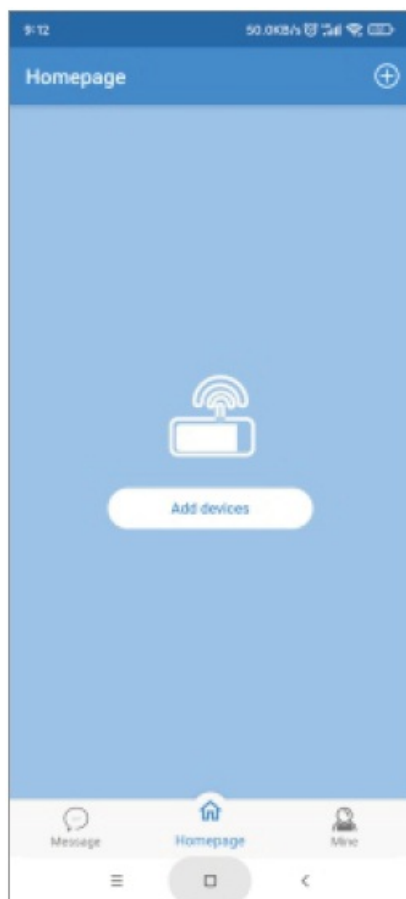
 Password 

☐ I have read and accepted (User Agreement) And (Privacy Policy)

[Submit](#)

1. Scan the QR code to download the app.
2. Select "register now", select the corresponding region, and enter the account number and password to complete the registration.

#### • Step 2 Add Devices to the APP



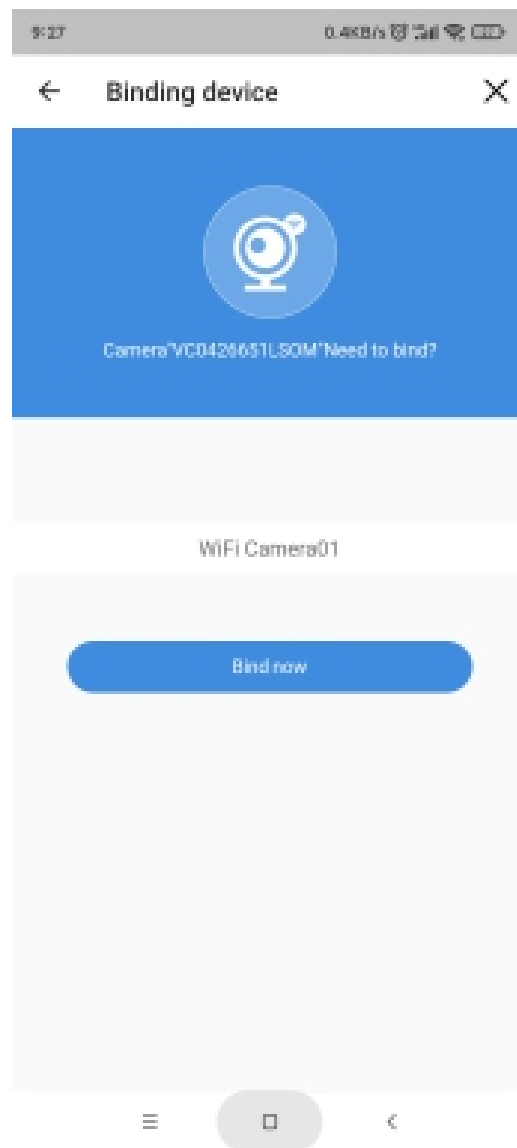
1. Open the app, log in the account, and click "+" – Scan the QR code on the camera.



2. Enter the correct WiFi password.

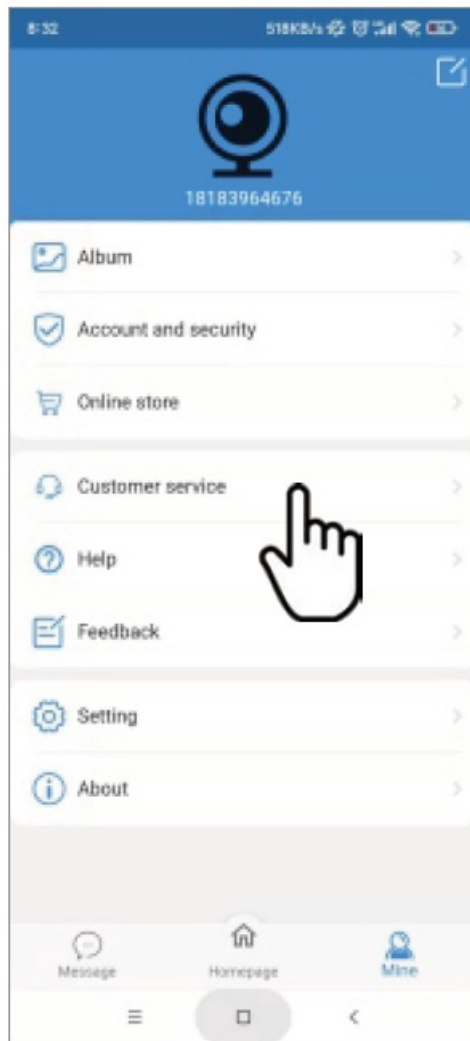


3. Use the camera to scan the QR code generated by the mobile phone and keep it about 20 cm.



4. Bind now.

## After-sales Consulting



If you have any questions, please contact customer service: click “Mine”-in the APP at the bottom right, choose” Customer service”.

- **Online customer service:** AM: 8:30-12:00 PM: 13:20-17:00(From Monday to Friday)
- **Official mall:** <https://shop.vstarcam.com/>
- **FAQ:** [www.vstarcam.com/support](http://www.vstarcam.com/support)
- **Email:** [support13@vstarcam.com](mailto:support13@vstarcam.com)

## Documents / Resources

	<a href="#">STARCAM CS990 WiFi Camera</a> [pdf] User Manual CS990, WiFi Camera
---	---