



STARCAM CS28 WiFi Camera User Manual

[Home](#) » [STARCAM](#) » STARCAM CS28 WiFi Camera User Manual

Contents [[hide](#)]

1

STARCAM CS28 WiFi Camera

2

INSTALLATION

3

After-sales Consulting

4

Documents / Resources

5

Related Posts



STARCAM CS28 WiFi Camera

STARCAM-CS28-WiFi-Camer-image


INSTALLATION

- **Step 1** App download and registration





←

Register

UnitedStates

▼

Account

Password

👁

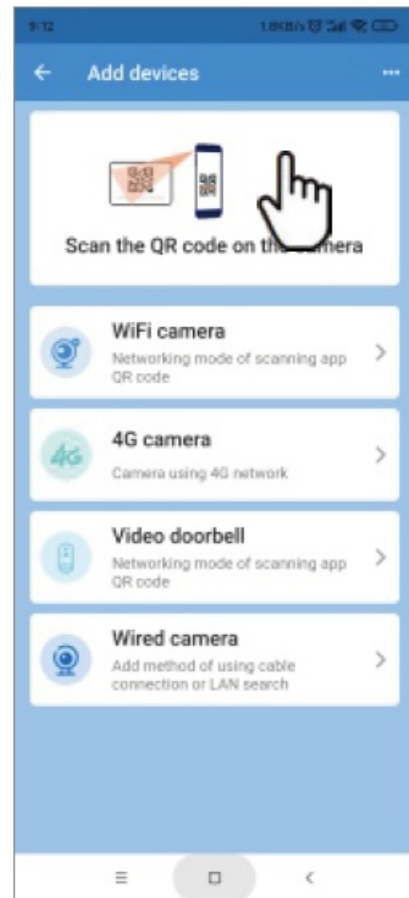
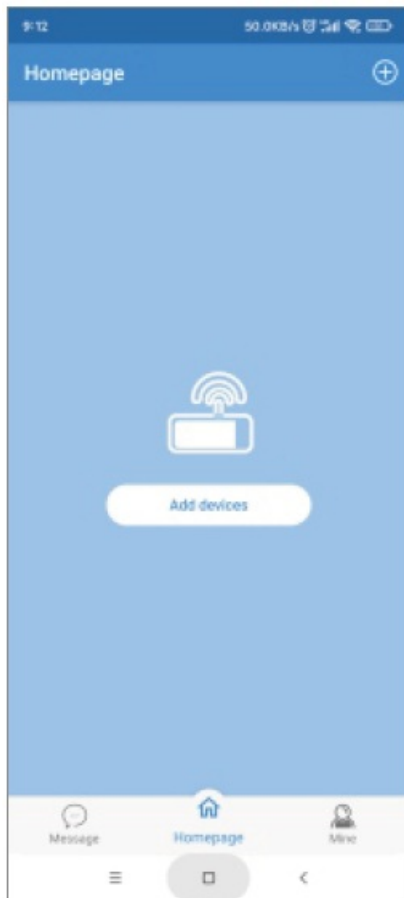
☐

I have read and accepted 《User Agreement》 And 《Privacy Policy》

Submit

1. Scan the QR code to download the app.
2. Select “register now”, select the corresponding region, and enter the account number and password to complete the registration. \

- **Step 2 Add Devices to the APP**



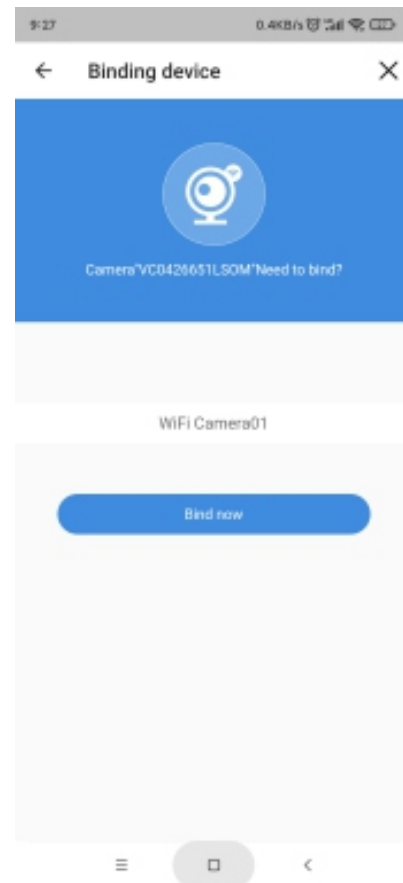
1. Open the app, log in the account, and click “+” – Scan the QR code on the camera.



2. Enter the correct WiFi password.

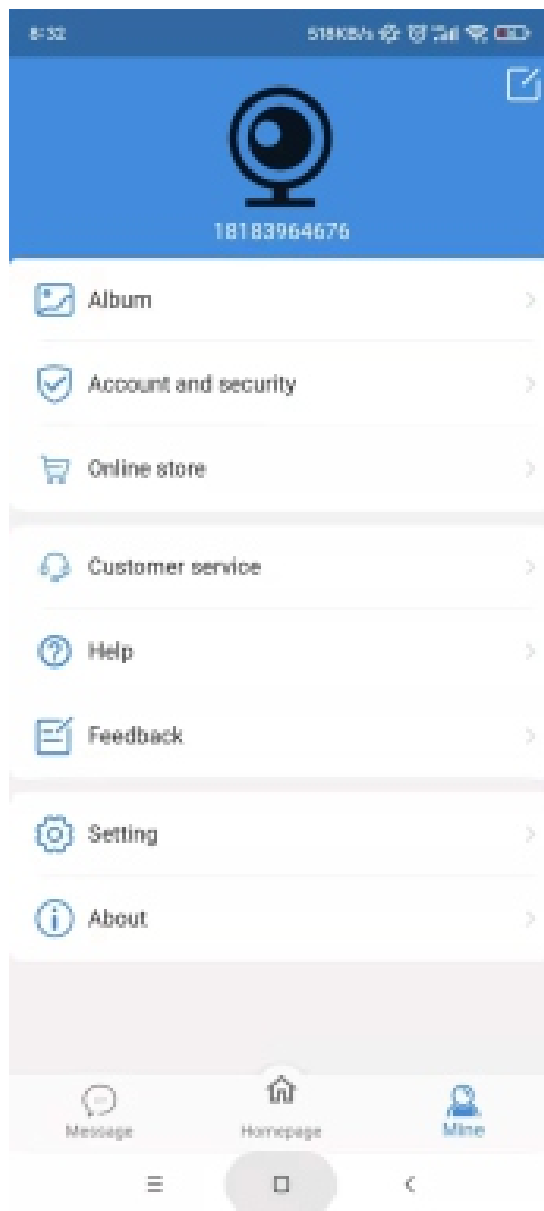


3. Use the camera to scan the QR code generated by the mobile phone and keep it about 20cm.



4. Bind now.


After-sales Consulting



If you have any questions, please contact customer service: click “Mine”-in the APP at the bottom right, choose” Customer service”.

- **Online customer service:** AM: 8:30-12:00 PM: 13:20-17:50(From Monday to Friday)
- **Official mall:** <https://shop.vstarcam.com/>
- **FAQ:** www.vstarcam.com/support
- **Email:** support3@vstarcam.com

Documents / Resources

	STARCAM CS28 WiFi Camera [pdf] User Manual CS28, WiFi Camera
---	---