


r Wonder
r Short



Contents

- [1 Wonder Rollator Stander Wonder Rollator Short](#)
- [2 Specifications](#)
- [3 Product Usage Instructions](#)
- [4 ROLLATOR HD INSTRUCTIONS](#)
- [5 LIMITED WARRANTY](#)
- [6 FAQ](#)
- [7 Documents / Resources](#)
 - [7.1 References](#)
- [8 Related Posts](#)



Wonder Rollator Stander Wonder Rollator Short



Specifications

- **Product Name:** Bariatric Rollator
- **Weight Capacity:** Supports up to 500 lbs (226.8 kg)
- **Manufacturer:** Stander, Inc.

Product Usage Instructions

Safety Precautions:

- Regularly check the Rollator for any broken or loose parts.
- Avoid throwing or dropping the Rollator during travel to prevent damage.
- Users should not exceed weight limit conditions or use the Rollator if mentally incoherent.
- Consult a physician before use if suffering from an ailment or injury affecting balance.
- Do not allow children to hang on or play with the product.

Maintenance:

- Check brakes before each use to ensure proper function.
- Inspect brake cable and wheels for wear to maintain braking capacity.
- Ensure the Brake lever engages with rear wheels for braking and stability when seated.

Usage Guidelines

- The Rollator is for providing minimal to moderate weight support while standing and walking.
- Do not use the Rollator as a transportation device.
- Contact customer service immediately in case of a serious event with the product.

ROLLATOR HD INSTRUCTIONS

1. **OPENING ROLLATOR:** To open the Rollator, squeeze handles together and unhook Strap, pull handles apart, and push down on the seat as shown in FIGURE 1.

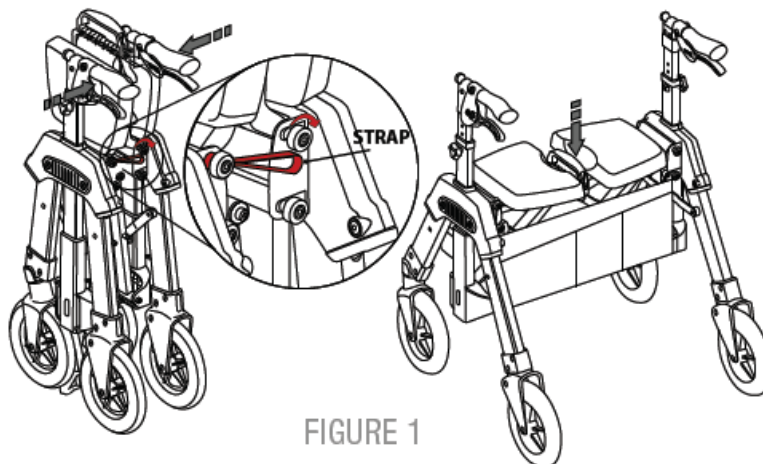


FIGURE 1

2. **BACK STRAP INSTALLATION:** Unscrew knobs from back strap and snap onto handle arms, retighten as shown in FIGURE 2.

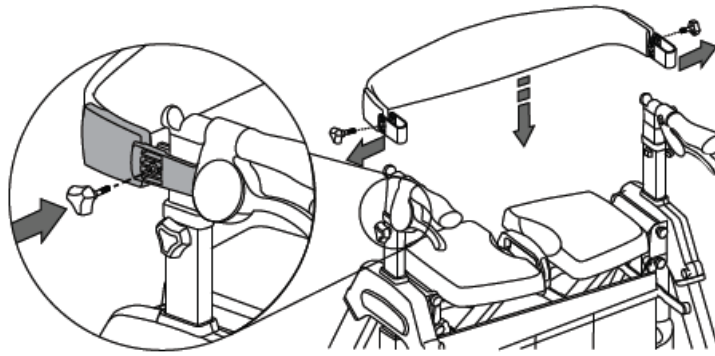


FIGURE 2

3. **HANDLE HEIGHT ADJUSTMENT:** Handle height adjusts to 31"-38". Unscrew knobs, adjust handles to desired height, align holes and retighten knobs as shown in FIGURE 3.

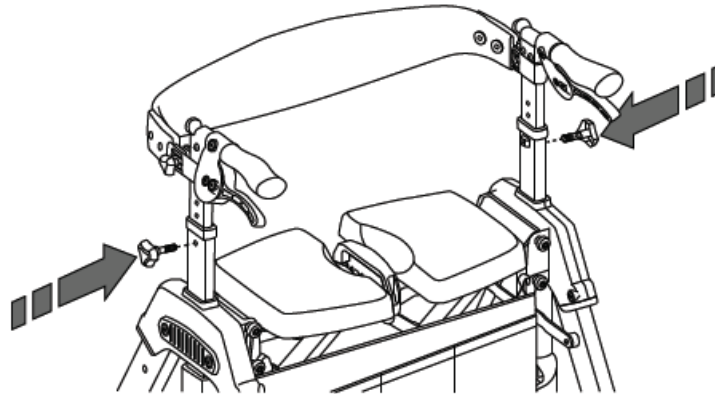


FIGURE 3

4. **BRAKE OPERATION:** Pull brake lever up for normal operation; push lever down to lock brake as shown in FIGURE 4. **WARNING:** Brakes must be locked before sitting. Do not move the Rollator while seated.

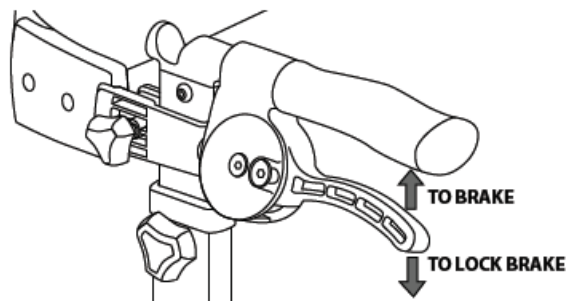


FIGURE 4

5. **BRAKE TENSION ADJUSTMENT:** Twist Thumb Screw counterclockwise to increase brake resistance; twist clockwise to decrease resistance as shown in FIGURE 5.

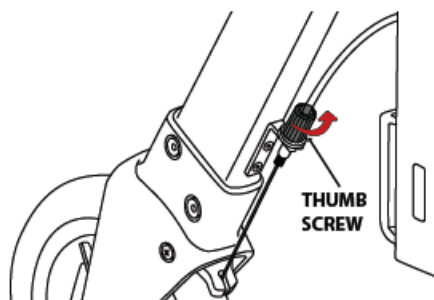


FIGURE 5

6. **CLOSING ROLLATOR:** To close the rollator, pull up on the handle between the seat pads. Squeeze handles together, and secure the Strap onto the Hook as shown in FIGURE 6.

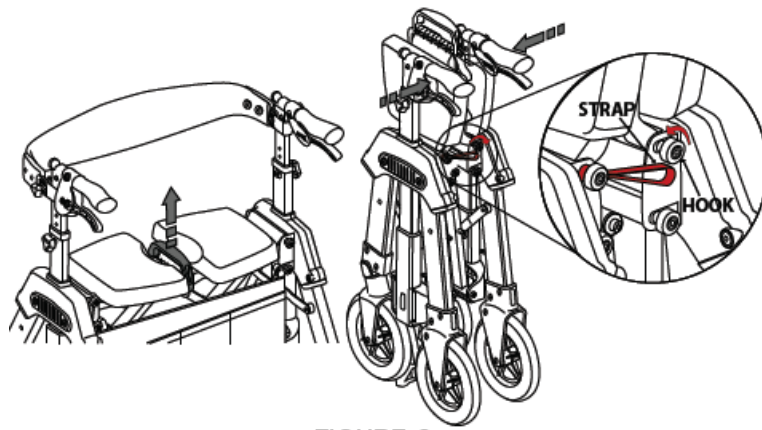


FIGURE 6

WORLD'S MOST PORTABLE BARIATRIC ROLLATOR!

An advertisement for a bariatric rollator. On the left, a man in a blue polo shirt and dark pants stands behind the rollator, which has a black frame and large wheels. To the right, the text 'PERFECT FOR' is above three circular icons: a house, a car, and an airplane. Below these is a circular badge that says 'HEAVY DUTY SUPPORTS UP TO 500 LBS.' with a stylized 'e' logo. Further right, a smaller image shows the rollator folded into a compact shape. At the bottom right, a blue banner reads 'FOLDS FOR STORAGE SUPPORTS UP TO 500 LBS.'

FEATURES

- Supports up to 500 lbs.



- Latch to keep closed



- Locking hand breaks



- Handle height adjusts 31" – 38.25"



WARNING: PLEASE READ BEFORE USING THIS PRODUCT

1. Serious injury or death can result if the Rollator is not used in the intended manner. Stander, Inc. is committed to providing safe products and informing the user of ways to prevent accidents.

SAFETY PRECAUTIONS:

- Regularly check the Rollator to make sure there are no broken or loose parts.

- When traveling, make sure Rollator is not subject to being thrown or dropped. This could result in broken components which will make the product unsafe.
 - Individuals should not use this product if they are in a high-risk condition. High risk users include those who are not mentally coherent (including those individuals under medication), users who exceed weight limit conditions, or any condition that impairs their ability to use the Rollator.
 - If you have any concerns or questions regarding these precautions, please contact Stander at 1- [800-506-9901](tel:800-506-9901)
2. If you are suffering from an ailment or injury or are taking medications that affect your balance or ability to stand or sit down, you should first consult with a physician before using this product. If the product is not used properly, serious injury or harm could result.
 3. The product was not intended to carry the full weight of an individual. Stander, Inc. medical assist products are devices intended for use by disabled persons to provide minimal to moderate weight support while standing and walking.
 4. Children should not be allowed to hang on or play with the product.
 5. **DISCLAIMER:** Neither Stander, Inc. nor the manufacture is liable for any harm or injury that may result or has resulted from the improper use or assembly of the product.
 6. Proper maintenance is important. Check the brakes during each use of the product to insure both braking and brake locking are functioning properly. The brake cable will stretch over time and wheels will wear over time. This will diminish the braking capacity of the Hand Brake system. There must be sufficient engagement between the Brake lever and the rear wheels for braking and to prevent the Rollator from moving while user is getting seated.
 7. **Weight Limit:** 500 lbs (226.8kg)
 8. This is a walking aid and not to be used as a transportation device.
 9. In the rare possibility of a serious event with any Stander product, contact a customer service representative at [800-506-9901](tel:800-506-9901) or [435-755-0453](tel:435-755-0453) immediately. Also report to the competent authority of your member state. A serious event is defined as death or serious deterioration in health that results in a life-threatening illness or injury, permanent impairment, hospitalization, or surgical intervention.

LIMITED WARRANTY

Congratulations on your purchase of your Stander brand product. We hope that it will ease your daily living. Please read the following warranty statement for your protection. Stander, Inc. warrants to the original purchaser that this product will be free from defects in material and/or workmanship for 1 year from the date of purchase. During the warranty period, Stander, Inc. will correct any defects in material or workmanship, at no charge.

The original purchaser, however, must prepay shipping cost. Any replacement parts will be new and are warranted for the remainder of the original warranty or thirty (30) days from the date of shipment, whichever is longer. The original purchaser must notify Stander, Inc. during the warranty period in writing of the defect in workmanship or material. This warranty is not transferable and covers only normal use. NO SHIPPING CHARGES ARE REFUNDABLE.

THE WARRANTY DOES NOT COVER THE FOLLOWING:

- Damage during shipment other than original shipment to retailer.
- Damage caused by unauthorized attachments, alterations, or modifications.
- Damage caused using the product for purposes other than those for which the product was designed or

intended.

- Damage caused by any other abuse, misuse, mishandling or misapplication.

Under no circumstances shall Stander, Inc. be liable for any special, incidental, or consequential damages based upon breach of this limited warranty, breach of contract, or strict liability.

- THERE ARE NO WARRANTIES WHICH EXTEND BEYOND THE DESCRIPTION ON THE FACE HEREOF. ALL OTHER WARRANTIES, EXPRESS OR IMPLIED (INCLUDING ALL IMPLIED WARRANTIES OF MERCHANTABILITY OR FITNESS FOR A PARTICULAR PURPOSE), ARE HEREBY DISCLAIMED.
- Some states do not allow limitations on how long an implied warranty lasts, so the above limitation may not apply to you. This warranty gives you specific legal right, and you may also have other rights, which vary from state to state.

To obtain service under this warranty, you can reach Stander, Inc. at 2410 S Heritage Dr. Logan, Utah 84321 or call 1-[800-506-9901](tel:800-506-9901). Visit our website at www.stander.com to view our other products.

- PLEASE READ SAFETY PRECAUTIONS AND INSTRUCTIONS BEFORE USING THIS PRODUCT.
- **MAINTENANCE:** If Rollator becomes difficult to open and close, apply a silicone-based lubricant between the moving parts. **CLEANING:** Clean product with warm water and soap. Dry thoroughly before using.
- **RECYCLING:** Product should be recycled in accordance with national guidelines.

California law requires the following notice:

WARNING: Cancer and Reproductive Harm – www.P65Warnings.ca.gov

Patent www.stander.com/ip

FAQ

Q: What should I do if I exceed the weight limit?

A: It is crucial to adhere to the weight limit specified by the manufacturer to prevent accidents and ensure product safety. Exceeding the weight limit may lead to product failure and potential harm.

Q: How often should I check the brakes?

A: It is recommended to check the brakes before each use of the Rollator to ensure they are functioning correctly. Regular maintenance of the brakes is essential to guarantee safe operation.

Q: Can children use the Bariatric Rollator?

A: Children should not be allowed to hang on or play with the Rollator. This product is intended for use by disabled persons and should be kept out of reach of children to prevent accidents.

Documents / Resources



[STANDER Wonder Rollator Stander Wonder Rollator Short \[pdf\]](#) User Manual
STW 1.0, 052124, Wonder Rollator Stander Wonder Rollator Short, Wonder Rollator, Stander Wonder Rollator Short, Wonder Rollator Short, Rollator Short

References

-  P65Warnings.ca.gov

- [!\[\]\(eae20f1adff742df783f6f7e3bbe72d1_img.jpg\) **Stander, Inc – Be Independent | Live Comfortably**](#)
- [!\[\]\(43c6e08c5a1618d745b54da5c843274e_img.jpg\) **IP – Stander, Inc**](#)
- [**User Manual**](#)

[Manuals+.](#) [Privacy Policy](#) | [@manuals.plus](#) | [YouTube](#)

This website is an independent publication and is neither affiliated with nor endorsed by any of the trademark owners. The "Bluetooth®" word mark and logos are registered trademarks owned by Bluetooth SIG, Inc. The "Wi-Fi®" word mark and logos are registered trademarks owned by the Wi-Fi Alliance. Any use of these marks on this website does not imply any affiliation with or endorsement.