

**SSYA Z071 DIGITAL ALARM CLOCK**



# SSYA Z071 Digital Alarm Clock Operating Manual

[Home](#) » [SSYA](#) » SSYA Z071 Digital Alarm Clock Operating Manual 

## Contents

- [1 SSYA Z071 Digital Alarm Clock](#)
- [2 INTRODUCTION](#)
- [3 SPECIFICATIONS](#)
- [4 WHAT'S IN THE BOX](#)
- [5 PRODUCT OVERVIEW](#)
- [6 FEATURES](#)
- [7 SETUP GUIDE](#)
- [8 CARE & MAINTENANCE](#)
- [9 PROS & CONS](#)
- [10 WARRANTY](#)
- [11 CUSTOMER REVIEWS](#)
- [12 FREQUENTLY ASKED QUESTIONS](#)
- [13 References](#)
- [14 Related Posts](#)

# SSYA

**SSYA Z071 Digital Alarm Clock**



## INTRODUCTION

The SSYA Z071 Digital Alarm Clock looks great in any bedroom, living room, or home office because it is modern and can be used in different ways. This digital clock, which came out in early 2024, has a sleek look and many useful features for everyday use. At just \$34.99, it's a great deal considering that it has an automatic changeable screen, a calendar, and a reliable alarm system. The clock can be easily attached to the wall or set on a table, so it can be used in a variety of room arrangements. The Z071 is made by SSYA, a trusted name known for making high-quality watches. It combines style and usefulness. Its connected electric power source lets you use it without interruption, and the auto-dimmable feature changes the brightness of the screen to match the lighting conditions, so you can always see clearly.

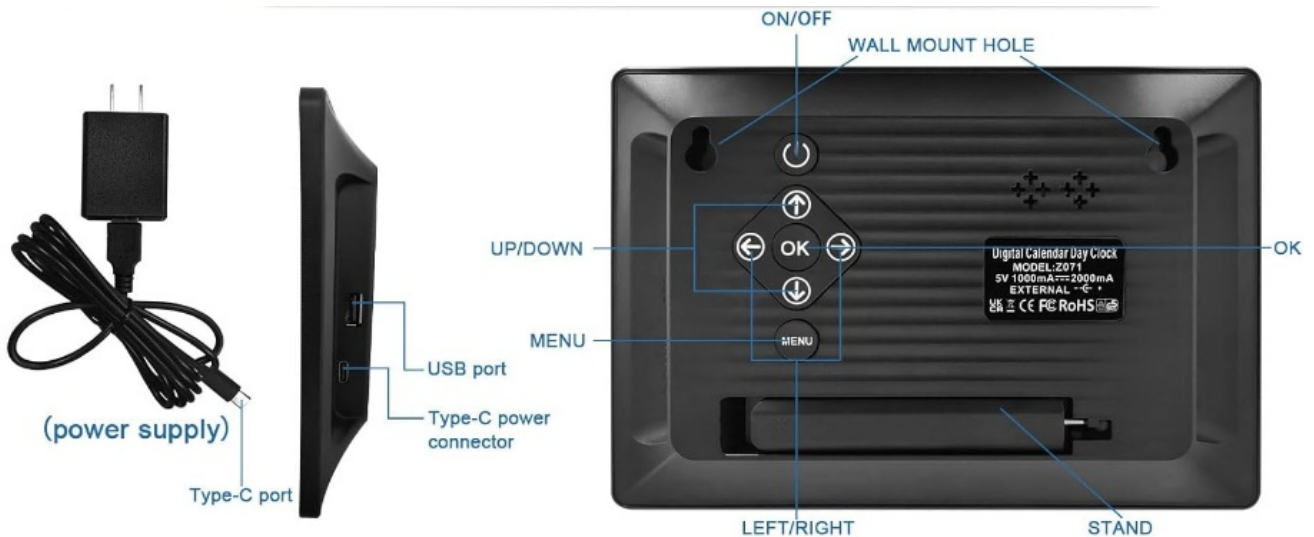
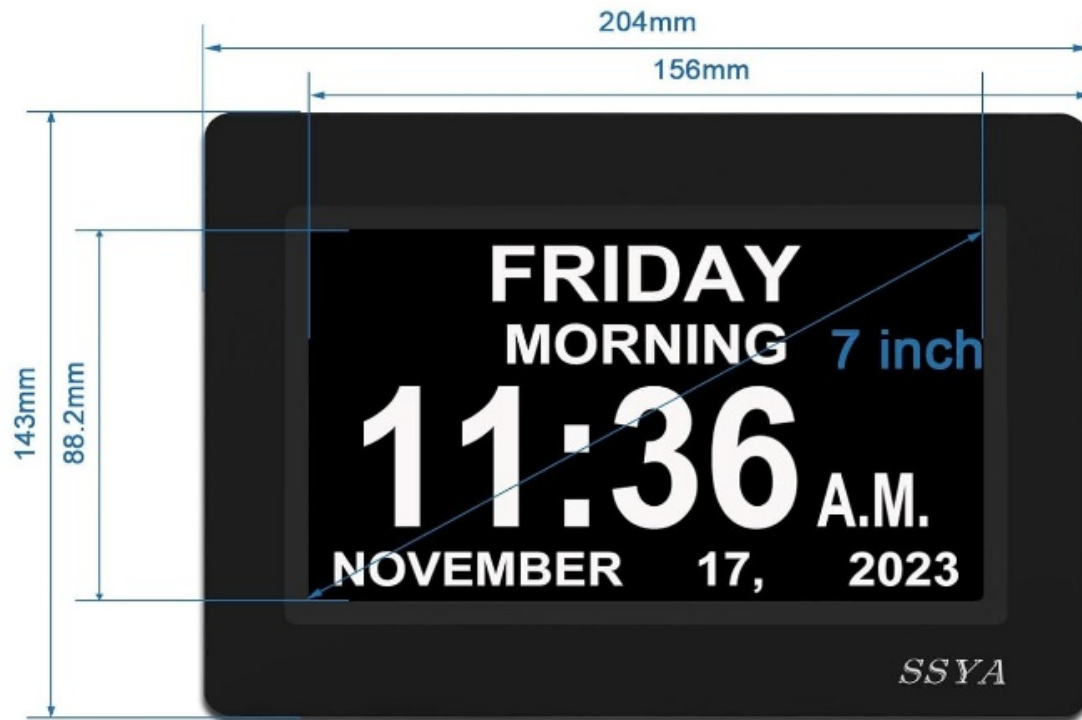
## SPECIFICATIONS

<b>Brand</b>	SSYA
<b>Display Type</b>	Digital
<b>Special Features</b>	Alarm, Auto Dimmable, Calendar Display
<b>Product Dimensions</b>	8.03 W x 5.63 H Inches
<b>Power Source</b>	Corded Electric
<b>Room Type</b>	Bedroom, Living Room, Home Office
<b>Mounting Type</b>	Tabletop, Wall Mount
<b>Item Weight</b>	15.2 ounces
<b>Alarm Clock</b>	Yes
<b>Watch Movement</b>	Automatic
<b>Operation Mode</b>	Electrical
<b>Manufacturer</b>	SSYA
<b>Item model number</b>	Z071
<b>Price</b>	\$34.99
<b>Warranty</b>	One Year

**WHAT’S IN THE BOX**

- 1 x Digital Calendar Clock
- 1 x Adapter
- 1 x Holder
- Operating Manual

**PRODUCT OVERVIEW**



## FEATURES

- **HD Display:** It has a 7-inch 1024\*600 HD LCD screen that shows the time, date, and 5 time periods in a way that is clear and easy to read. It automatically dims at night and works with 8 languages to make it easier to use.

# Auto Dimmable Display



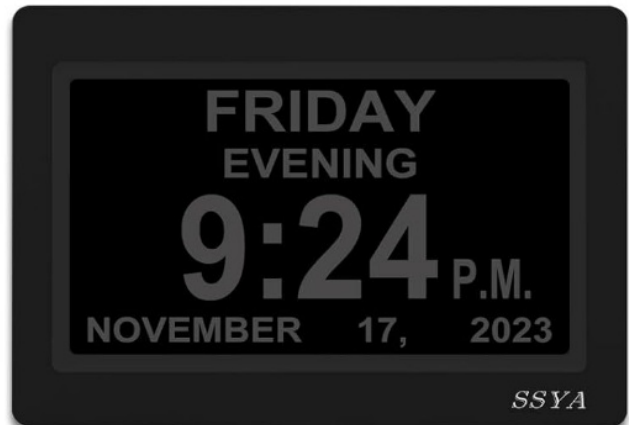
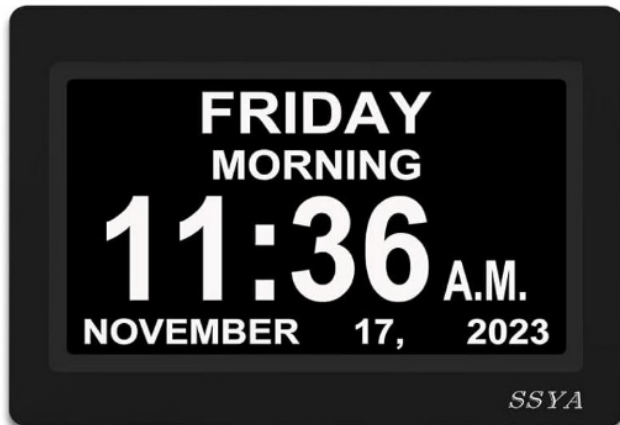
day

07:00-18:59



night

19:00-06:59



- **Ease Alarm Settings:** Offers 12 alarm types that are easy to set up, such as a single alarm, daily, weekday, weekend, and customizable tags for things like meals, medicine, and meetings, to meet a range of needs.
- **Best Clock for Senior Care:** Designed especially for seniors who have trouble remembering things or seeing, this clock shows the full name of the day and month without any abbreviations, making it easier to understand.
- **Power Outage Protection:** If the power goes out, the clock will set itself back to the right time and date when the power comes back on. requires the included AC charger to work.
- The multifunctional clock can be used as a digital picture frame and can accept an SD or USB flash drive. This lets you play photos and videos, which makes it perfect for people who are forgetful, have dementia, or are vegetative.
- **Easy to Read:** The 1.5-inch lighted LED numbers make it easy to read from a distance, making it good for people who have trouble seeing or remembering things.
- **Smart and Sleek Design:** It has a warm white frame and a 7-inch TFT LED matte panel that give it a modern and stylish look that goes with any room style.
- **Multimedia Experience:** It's easy to play pictures, movies, and songs directly from a USB flash drive—just plug it in and play. This is both convenient and fun.
- There are several ways to position it. You can use the hole in the back to hang it on the wall, or you can use the pull-out stand to put it on a table, dresser, shelf, or desk.
- **Automatic Dimming at Night:** This feature automatically adjusts the brightness or dimming settings, and the brightness levels can be changed from 1 to 5. This makes sure that you can see clearly day or night.
- **12 Alarm choices:** It has 12 alarm choices with customizable tags for different tasks, which makes it an important tool for senior care and giving care at home.
- **High-Resolution Large Clock:** It has a clear, easy-to-read screen that is great for adults who are having trouble remembering things or thinking clearly.
- **Support for Multiple Languages:** It works with English, French, German, Italian, Spanish, Polish, Dutch, and

Welsh, so it can serve families with members who live in different countries.

- **USB Charging Port:** It has a USB port so you can charge your phone, tablet, or other smart device without use of extra plugs.
- **One-Year promise:** Comes with a one-year promise that gives you peace of mind and guarantees the quality and dependability of the product.

## SETUP GUIDE

- Take the SSYA Z071 Digital Alarm Clock out of the box and look for any damage that you can see.
- Pick the type of setting you want: wall mount or tabletop placement.
- To place the clock on the wall, use the hole in the back to firmly attach it to the wall.
- For stability, extend the pull-out stand at the back of the clock if you want to put it on a table, shelf, or desk.
- To power the clock, plug in the A/C connector that came with it.
- follow the steps to set the current time and date.
- Change the alarm settings to suit your needs, such as the mode, time, and tags that you can customize.
- Change the brightness levels to get the best vision at any time of day or night.
- You can use the digital picture frame feature by inserting an SD card or USB flash drive (not included).
- Make sure the alarm works properly by testing it to make sure it goes off at the right time and plays the chosen sound.
- You can change the light levels by adjusting the automatic dimming function.
- Make sure that all of the settings and changes are set up properly by checking them again.
- Enjoy how useful and easy to use your SSYA Z071 Digital Alarm Clock is.

## CARE & MAINTENANCE

- A soft, dry cloth should be used to clean the clock often to keep it clean.
- Do not use rough cleaners or strong chemicals on the clock's surface; they could hurt it.
- Keep the clock away from water or other dampness to keep the internal parts from breaking.
- Check the power cord and wires every so often to make sure they are safe and not broken.
- If the A/C connector breaks or stops working, you should replace it to keep the machine running.
- Check the backup battery function often to make sure it keeps the time and alarm settings when the power goes out.
- Do not put big things on top of the clock to keep it from breaking or becoming unstable.
- When not in use, put the clock somewhere safe to keep it from getting broken by accident.
- Take good care of your SSYA Z071 Digital Alarm Clock and enjoy all of its features and benefits.
- Keep kids and pets away from the clock so they can't damage or hurt it by chance.
- Check the USB charging port every so often to make sure it still works.
- To keep the clock from getting damaged or discolored, keep it out of direct sunshine or places with very high or low temperatures.
- Make sure the clock keeps meeting your needs by checking its functioning on a regular basis.

## PROS & CONS

**Pros:**

- **Auto Dimmable Display:** Adjusts brightness automatically for optimal viewing.
- **Versatile Mounting:** Can be wall-mounted or placed on a tabletop.
- **Calendar Display:** Keeps you updated with the date and day of the week.
- **Reliable Alarm:** Loud and effective, perfect for waking up on time.
- **Modern Design:** Sleek and stylish, fits well with any decor.

#### Cons:

- **Corded Power:** Requires a nearby power outlet, limiting placement options.
- **No Battery Backup:** Might not function during power outages.
- **Limited Features:** Lacks advanced features like temperature display or radio.

## WARRANTY

The SSYA Z071 Digital Alarm Clock comes with a **one-year warranty**. This warranty covers any defects in materials and workmanship under normal use conditions. SSYA's dedicated customer service team ensures any issues are resolved promptly, providing peace of mind with your purchase.

## CUSTOMER REVIEWS

1. **Emma L. – 5 Stars** "I love this clock! The auto-dimmable feature is fantastic and the design fits perfectly with my bedroom decor. Highly recommended!"
2. **John M. – 4 Stars** "Great value for the price. The calendar display is a nice touch. I just wish it had a battery backup for power outages."
3. **Sophia K. – 5 Stars** "Perfect for my home office. The display is clear and the alarm is loud enough to wake me up without being too jarring. Very satisfied!"
4. **Michael T. – 3 Stars** "The clock works well, but I wish it had more features like a radio or temperature display. It's a bit basic for my needs."
5. **Olivia P. – 4 Stars** "This clock is great! It's easy to set up and the auto-dimmable feature is very convenient. Only downside is it needs to be plugged in all the time."

## FREQUENTLY ASKED QUESTIONS

What brand manufactures the SSYA Z071 Digital Alarm Clock?

The SSYA Z071 Digital Alarm Clock is manufactured by SSYA.

What type of display does the SSYA Z071 Digital Alarm Clock have?

The SSYA Z071 Digital Alarm Clock features a digital display.

What special features does the SSYA Z071 Digital Alarm Clock offer?

The SSYA Z071 Digital Alarm Clock offers an alarm function, auto-dimmable display, and calendar display.

What are the dimensions of the SSYA Z071 Digital Alarm Clock?

The dimensions of the SSYA Z071 Digital Alarm Clock are 8.03 inches in width and 5.63 inches in height.

What is the power source for the SSYA Z071 Digital Alarm Clock?

The SSYA Z071 Digital Alarm Clock is powered by corded electric.

Which rooms is the SSYA Z071 Digital Alarm Clock suitable for?

The SSYA Z071 Digital Alarm Clock is suitable for use in the bedroom, living room, and home office.

What is the mounting type of the SSYA Z071 Digital Alarm Clock?

The SSYA Z071 Digital Alarm Clock can be mounted on tabletops or walls.

What type of watch movement does the SSYA Z071 Digital Alarm Clock have?

The SSYA Z071 Digital Alarm Clock has an automatic watch movement.

What is the operation mode of the SSYA Z071 Digital Alarm Clock?

The operation mode of the SSYA Z071 Digital Alarm Clock is electrical.

What is the item model number of the SSYA Z071 Digital Alarm Clock?

The item model number of the SSYA Z071 Digital Alarm Clock is Z071.

What is the price of the SSYA Z071 Digital Alarm Clock?

The price of the SSYA Z071 Digital Alarm Clock is \$34.99.

What is the warranty period for the SSYA Z071 Digital Alarm Clock?

The SSYA Z071 Digital Alarm Clock comes with a one-year warranty.

What should I do if my SSYA Z071 Digital Alarm Clock is not turning on?

Firstly, ensure that the corded electric power source is properly connected and functional. Try plugging the clock into a different outlet to rule out power issues.

How can I troubleshoot it if the display on my SSYA Z071 Digital Alarm Clock is flickering?



Check if the power source is stable and if the clock is properly connected. Ensure that the cord and plug are not damaged.

What steps should I take if the alarm on my SSYA Z071 Digital Alarm Clock is not sounding at the set time?

Ensure that the alarm is properly set and that the volume is adjusted to an audible level. Check if the snooze function is activated, as it may silence the alarm temporarily.

---

## References

- [User Manual](#)

[Manuals+](#), [Privacy Policy](#)

This website is an independent publication and is neither affiliated with nor endorsed by any of the trademark owners. The "Bluetooth®" word mark and logos are registered trademarks owned by Bluetooth SIG, Inc. The "Wi-Fi®" word mark and logos are registered trademarks owned by the Wi-Fi Alliance. Any use of these marks on this website does not imply any affiliation with or endorsement.