



SQT SK-666AG Wireless Keyboard Instruction Manual


[Home](#) » [SQT](#) » SQT SK-666AG Wireless Keyboard Instruction Manual 

Contents

- [1 SQT SK-666AG Wireless Keyboard](#)
- [2 Installing the batteries](#)
- [3 Connecting the receiver](#)
- [4 Documents / Resources](#)
- [5 Related Posts](#)



SQT SK-666AG Wireless Keyboard



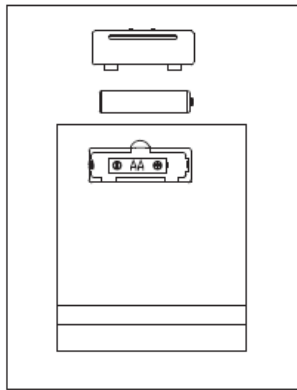
Installing the batteries

The RF2.4GHz Optical keyboard uses one AAA alkaline battery.

Install the batteries in the keyboard

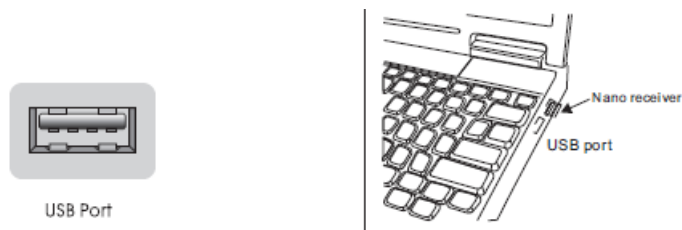
- **Step1:** Remove the battery compartment cover on the bottom of the keyboard by squeezing the cover in from the tab to release it.
- **Step2:** Insert the batteries as shown inside the battery compartment.

- **Step3:**Replace the cover.



Connecting the receiver

The receiver is insert to USB port immediate, or by a extra USB cable.



FCC Warning Statement

Changes or modifications not expressly approved by the party responsible for compliance could void the user's authority to operate the equipment. This equipment has been tested and found to comply with the limits for a Class B digital device, pursuant to Part 15 of the FCC Rules. These limits are designed to provide reasonable protection against harmful interference in a residential installation. This equipment generates uses and can radiate radio frequency energy and, if not installed and used in accordance with the instructions, may cause harmful interference to radio communications. However, there is no guarantee that interference will not occur in a particular installation. If this equipment does cause harmful interference to radio or television reception, which can be determined by turning the equipment off and on, the user is encouraged to try to correct the interference by one or more of the following measures: --Reorient or relocate the receiving antenna. increase the separation between the equipment and receiver. --Connect the equipment into an outlet on a circuit different from that to which the receiver is connected. Consult the dealer or an experienced radio/TV technician for help. This device complies with part 15 of the FCC rules. Operation is subject to the following two conditions (1) this device may not cause harmful interference, and (2) this device must accept any interference received, including interference that may cause undesired operation.

Multimedia hotkeys funtion


FN+ESC=F1toF12 key switch is the default the Multimedia or dr default of F1to F12 key switch.

I received the keyboard does not work

1. Plug the receiver again.
2. Please check the keyboard batteries for electric, watch battery compartments are negative right into the new battery.

3. Make the keyboard close to plug USB receiver within 30 centimeters, if I found the power indicator light flash, keyboard to match.

Documents / Resources

	<p>SQT SK-666AG Wireless Keyboard [pdf] Instruction Manual SK-666AG, SK666AG, WOX-SK-666AG, WOXSK666AG, SK-666AG Wireless Keyboard, SK-666AG, Wireless Keyboard</p>
---	---