




SPIRIT BTR2D Bluetooth Transmitter (TX) and Receiver (RX) Audio Adapter User Guide

[Home](#) » [SPIRIT](#) » SPIRIT BTR2D Bluetooth Transmitter (TX) and Receiver (RX) Audio Adapter User Guide 

Contents

- [1 SPIRIT BTR2D Bluetooth Transmitter \(TX\) and Receiver \(RX\) Audio Adapter](#)
- [2 Product Introduction](#)
- [3 Product Features](#)
- [4 Product Specifications](#)
- [5 Product Compatibility](#)
- [6 Product Operation Instructions](#)
- [7 Introduction](#)
- [8 Packing Contents](#)
- [9 Features](#)
- [10 Specifications](#)
- [11 Compatibility](#)
- [12 Appearance](#)
- [13 Operation Instructions](#)
- [14 Quick Guide](#)
- [15 FCC Statement](#)
- [16 Documents / Resources](#)
- [17 Related Posts](#)

SPIRIT

SPIRIT BTR2D Bluetooth Transmitter (TX) and Receiver (RX) Audio Adapter



Product Introduction

The BTR2D is a 2-in-1 wireless audio adapter that can be used as a transmitter or receiver. It comes with a user guide, a 3.5mm audio cable, a 3.5mm to 3.5mm metallic audio plug, and a Type-C charging cable.

Product Features

- Advanced Bluetooth 5.0 with Transmitter and Receiver
- Broadcast Audio Output from your TV, CD player, or Old PC to Wireless Headphones, Speakers and even Car Stereo System
- Low Latency and instant sound transmission, enables user to enjoy high-quality audio and HD picture synchronously
- Freely switch between TX and RX modes with a simple flick of the button
- Pairing with two Bluetooth devices simultaneously, you can switch seamlessly between your phone and other devices, and easily answer calls during music
- Up to 5 potential Bluetooth devices displayed on the screen, you can easily choose which one to connect, completely farewell to blind connecting
- Full duplex communication allows data to be transmitted simultaneously in both directions, speak whenever you want, no need to wait for the other party to stop talking
- Built-in 250mAh battery provides up to 12 hours of use and the Type-C quick charger supports rapid charging within 1.5 hours
- Suitable for In-car Usage as a Hands-free car kit

Product Specifications

- **Bluetooth Version:** 5.0

- **Bluetooth Distance:** about 10m
- **TX Working time:** 12 hours
- **RX Working time:** 12 hours
- **Standby time:** about 6 month
- **Charging time:** 1.5 hours
- **Power input:** DC 5V/500mA
- **Product Size:** 43*38*16mm
- **Audio Jack:** 3.5mm Aux-in /Aux-out
- **Product weight:** 21g
- **Material:** ABS

Product Compatibility

This device can be paired as a hands-free kit with any compatible Bluetooth-enabled devices. It supports dual connection, which means two Bluetooth devices can be connected simultaneously.

Precautions

Please read all safety instruction warnings carefully before using this product. Improper use of this product may result in damage to this or attached products. To ensure the products work well, please never use this in the following conditions:

- Moist or underwater conditions
- Conditions near heater or high-temperature service
- Conditions with direct and strong sunshine
- Never dismantle the product without due permission, otherwise it may nullify the warranty clause

Product Operation Instructions

In the Transmitting(TX) mode

1. When the adapter was paired with the Bluetooth devices, the device's BT pairing name will be shown on the screen
2. Press – and hold for 2 seconds to decrease the Volume, and press + and hold for 2 seconds to increase the Volume
3. Press **M** and hold for 2 seconds to clear BT connection memory and search for potential Bluetooth device

Note: How to pair 2 devices and use them simultaneously? (Works in TX mode) When one Bluetooth device is connected, short press **M** to search for the second one, select and connect the second Bluetooth device from search results.

In the Receiving(RX) mode

1. When the adapter pairs the Bluetooth devices, the device's BT pairing name will be shown on the screen
2. Please short press – to play the previous song, and short press + to play the next song
3. Please press – and hold for 2 seconds to decrease the Volume, and press + and hold for 2 seconds to

increase the Volume

4. Please short press **M** to play/pause music
5. Please short press **M** to answer the incoming call and press and hold for 2 seconds to reject the call

Introduction

Thanks for choosing our Bluetooth transmitter (TX) & receiver (RX) audio adapter. This device combines the function of wireless transmitter and receiver in one for audio streaming. In the Transmitting (TX) Mode, it streams audio wirelessly from the non bluetooth devices to your Bluetooth headphone or speakers. In the Receiving (RX) Mode, it streams audio to your wired speaker, headphone, car stereo or home stereo system wirelessly from your Bluetooth enabled media player. If you want to have a better experience, please read this instruction carefully.

Packing Contents

- 2 IN 1 Wireless Audio Adapter
- User Guide
- 3.5mm Audio Cable
- 3.5mm to 3.5mm metallic audio plug
- Type C Charging Cable

Features

1. Advanced Bluetooth 5.0with Transmitter and Receiver.
2. Broadcast Audio Output from your TV, CD player, or Old PC to Wireless Headphones, Speakers and even Car Stereo System.
3. Low Latency and instant sound transmission, enables user to enjoy high-quality audio and HD picture synchronously.
4. Freely switch between TX and RX modes with a simple flick of the button.
5. Pairing with two Bluetooth devices simultaneously, you can switch seamlessly between your phone and other devices, and easily answer calls during music.
6. Up to 5 potential Bluetooth devices displayed on the screen, you can easily choose which one to connect, completely farewell to "blind connecting".
7. Full duplex communication allows data to be transmitted simultaneously in both directions, speak whenever you want, no need to wait for the other party to stop talking.
8. Built-in 250mAh battery provides up to 12 hours of use and the Type-C quick charger supports rapid charging within 1.5 hours.
9. Suitable for In-car Usage as a Hands-free car kit.

Specifications

- **Bluetooth Version:** 5.0
- **Bluetooth Distance:** about 10m
- **TX Working time:** 12 hours
- **RX Working time:** 12 hours
- **Standby time:** about 6 month

- **Charging time:** 1.5 hours
- **Power input:** DC 5V/500mA
- **Product Size:** 43*38*16mm
- **Audio Jack:** 3.5mm Aux-in /Aux-out
- **Product weight:** 21g
- **Material:** ABS

Compatibility

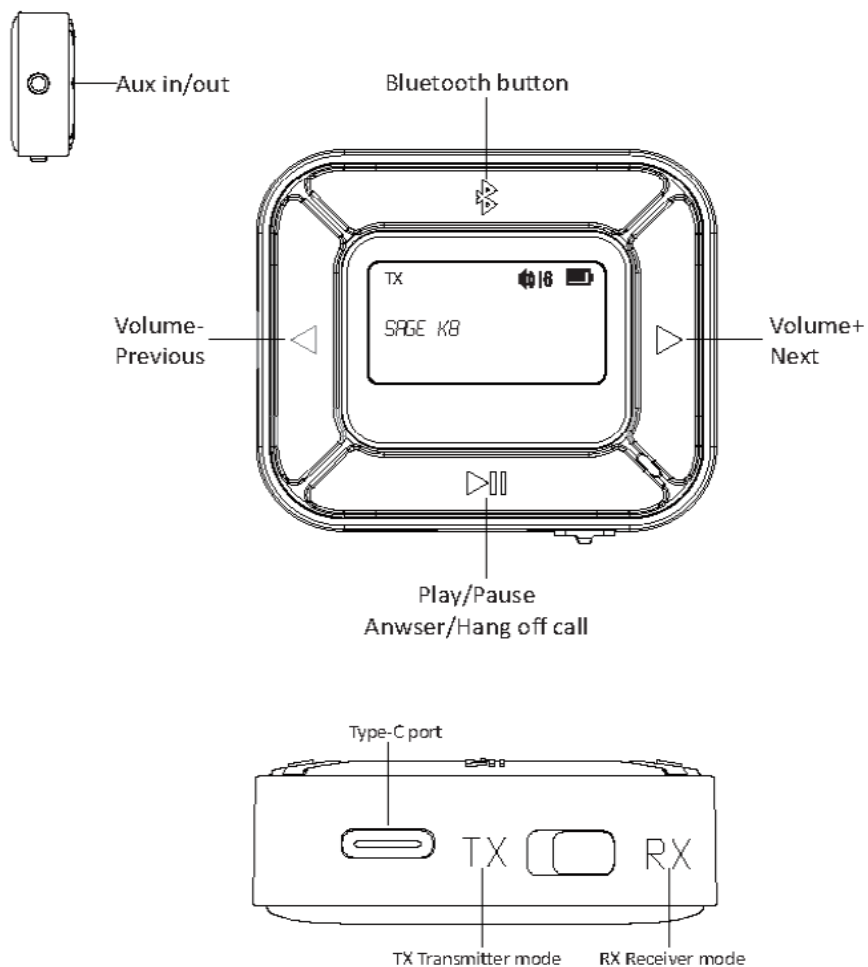
This device can be paired as a hands free kit with any compatible Bluetooth-enabled devices. It supports dual connection, which means two Bluetooth devices can be connected simultaneously.

Precautions

Please read all safety instruction warnings carefully before using this product. Improper use of this product may result in damage to this or attached products. To ensure the products work well, please never use this in the following conditions:

1. Moist or underwater conditions.
2. Conditions near heater or high temperature service.
3. Conditions with direct and strong sunshine.
4. Never dismantle the product without due permission, otherwise it may nullify the warranty clause.

Appearance

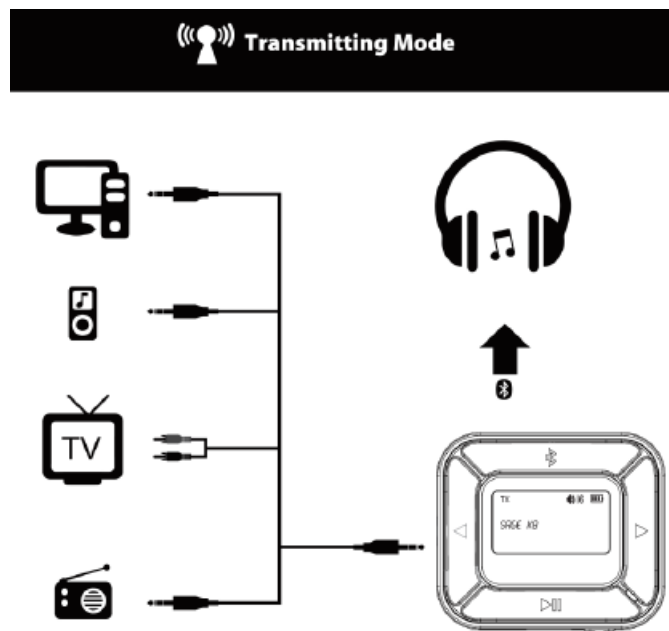


Operation Instructions

How to use the device

1. Press “▶||” and hold for 2 seconds to power on or power off the device.
2. It automatically enters Bluetooth pairing state (in “RX” mode) and displays “Connecting BT30” on the screen when power on. Search the Bluetooth name “BT30” and connect it on Bluetooth device, the “BT30” will shown on the screen when successfully connected.
Switch to “TX” (transmitter mode), the product will search the available Bluetooth devices automatically, press “⌂” to choose the Bluetooth device you want connect, the device’s BT paring name will shown on when successfully connected. Please press “” and hold for 2 seconds to research the Bluetooth device if it doesn’t appear on the screen.
3. The product will be power off automatically if there is no Bluetooth devices can be paired in 10 minutes, please press the “⌂” button and hold for 2 seconds to reopen it.

In the Transmitting(TX) mode



1. When the adapter was paired with the Bluetooth devices, the device's BT pairing name will be shown on the screen.
2. Press “◀” and hold for 2 seconds to decrease the Volume, and press “▶” and hold for 2 seconds to increase the Volume.
3. Press “⌂” and hold for 2 seconds to clear BT connection memory and search for potential Bluetooth device.

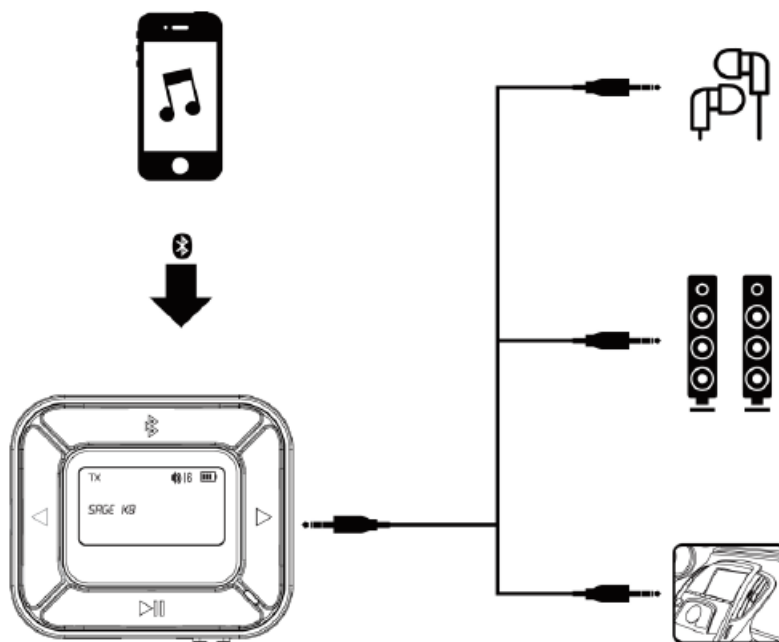
Note: How to pair 2 devices and use them simultaneously? (Works in TX mode)

When one Bluetooth device is connected, short press “⌂” to search for the second one, select and connect the second Bluetooth device from search results.

In the Receiving(RX) mode



















Receiving Mode



1. When the adapter pairs the Bluetooth devices, the device's BT pairing name will be shown on the screen.
2. Please short press “◀” to play the previous song, and short press “▶” to play the next song.
3. Please press “◀” and hold for 2 seconds to decrease the Volume, and press “▶” and hold for 2 seconds to increase the Volume.
4. Please short-press “⏮” to play/pause music.
5. Please short-press “⏮” to answer the incoming call and press “⏮” and hold for 2 seconds to reject the call.
6. Please short press “⏮” to hang off during a call and press “⏮” and hold for 2 seconds to switch to private call.
7. Please press “⏮” twice to dial the last number automatically.
8. Short press “✖” to disconnect the Bluetooth device.

Quick Guide

Power on	Press “  ” and hold for 2 seconds
Power off	Press “  ” and hold for 2 seconds
Transmitting mode	Switch to “TX”
Receiving mode	Switch to “RX”
Connect devices (TX mode)	Short press “  ” to connect Bluetooth devices.
Disconnect devices & Switch devices (TX mode)	When one BT device is connected, press “  ” and hold for 2 seconds to disconnect the device and search for potential BT device. When two BT devices are connected, short press “  ” to disconnect and search for potential BT device; press “  ” and hold for 2 seconds to clear BT connection memory.
Play/Pause music	Short press “  ” during music playing.
Answer call	Short press “  ” when there is incoming call.
Reject call	Press “  ” and hold for 2 seconds when there is incoming call.
End call	Short press “  ” during call.
Switch to private call	Press “  ” and hold for 2 seconds during call.
Call last Number	Double click “  ” to call last number.
Adjust the Volume	Press “  ” or “  ” and hold for 2 seconds to decrease or increase the volume in RX & TX mode.
Choose music	Short press “  ” or “  ” to play the previous or next song in the RX mode.

FCC Statement

This device complies with part 15 of the FCC rules. Operation is subject to the following two conditions:

1. this device may not cause harmful interference.
2. this device must accept any interference received, including interference that may cause undesired operation.

Changes or modifications not expressly approved by the party responsible for compliance could void the user's authority to operate the equipment.

NOTE: This equipment has been tested and found to comply with the limits for a Class B digital device, pursuant to part 15 of the FCC Rules. These limits are designed to provide reasonable protection against harmful interference in a residential installation. This equipment generates uses and can radiate radio frequency energy and, if not installed and used in accordance with the instructions, may cause harmful interference to radio communications. However, there is no guarantee that interference will not occur in a particular installation. If this equipment does cause harmful interference to radio or television reception, which can be determined by turning the equipment off and on, the user is encouraged to try to correct the interference by one or more of the following measures:

- Reorient or relocate the receiving antenna.
- Increase the separation between the equipment and receiver.
- Connect the equipment into an outlet on a circuit different from that to which the receiver is connected.
- Consult the dealer or an experienced radio/TV technician for help.

The device has been evaluated to meet general RF exposure requirements. The device can be used in portable exposure condition without restriction.

Documents / Resources



[SPIRIT BTR2D Bluetooth Transmitter \(TX\) and Receiver \(RX\) Audio Adapter](#) [pdf] User Guide

BTR2D Bluetooth Transmitter TX and Receiver RX Audio Adapter, BTR2D, Bluetooth Transmitter TX and Receiver RX Audio Adapter, Receiver RX Audio Adapter, Audio Adapter