



# SPINTLY AURA Basic Wireless Access Control Instruction Manual

[Home](#) » [SPINTLY](#) » SPINTLY AURA Basic Wireless Access Control Instruction Manual 



## Contents

- [1 SPINTLY AURA Basic Wireless Access Control](#)
- [2 About](#)
- [3 Features](#)
- [4 Specifications](#)
- [5 Box Content](#)
- [6 Mechanical dimensions](#)
- [7 Mounting Instruction](#)
- [8 10 core pigtail color code](#)
- [9 Documents / Resources](#)

**SPINTLY AURA Basic Wireless Access Control**



## About

Spintly AURA the advanced BLE mesh-enabled reader by Spintly with the highest level of security and reliability

## Features

- BLE Mesh connectivity to Gateway
- Wide Input operating voltage
- Highly Interoperable, retrofit with legacy controllers over Wiegand
- No internet is required for access
- Cloud-based access management

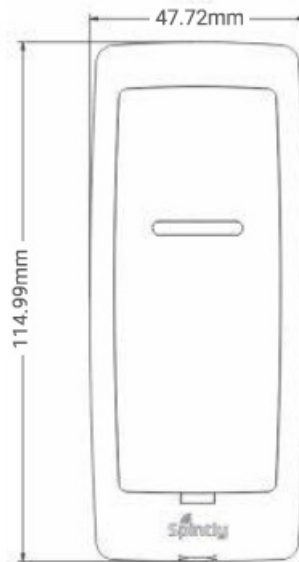
## Specifications

- Voltage ratings: 9V to 30VDC
- Power consumption: 2.4W max at 12V

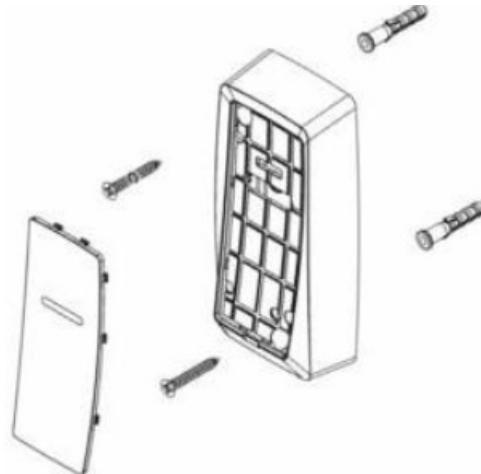
## Box Content

Sr. No.	Contents in the box	Qty.
1	Spintly AURA BASIC unit	1
2	ISO #6, 25mmL, CSK (+)	2
3	Wall Plugs	2
4	Instruction Manual	1

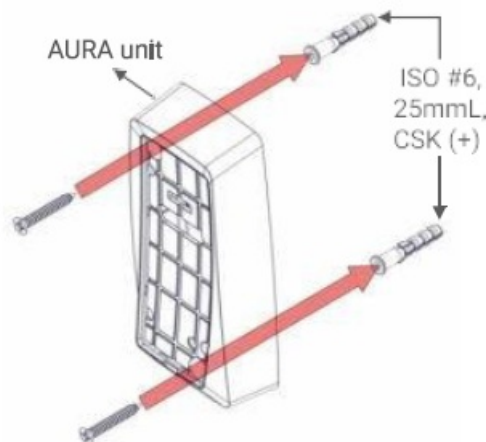
## Mechanical dimensions



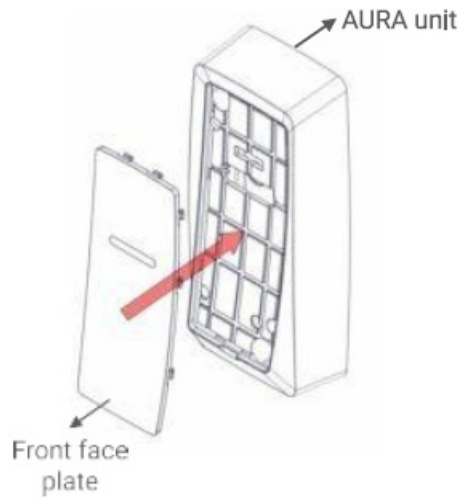
## Mounting Instruction



- Step 1: Mount the AU RA unit on the wall with 2, ISO #6, 25mmL, CSK(+) screws as shown below



- Step 2: Snap in the front face plate as shown below



## 10 core pigtail color code

	Signal	Wire Color
Power	VIN	RED
	GND	BLACK
Wiegand	DATA0_OUT	GREEN
	DATA1_OUT	WHITE
	GLED	LIGHT GREY
Relay	NC	VIOLET
	COMMON	BROWN
	NO	YELLOW
Sensor Inputs	EXIT Switch	BLUE
	Reed Switch	ORANGE

## Contact Us

USA: +91 70221 97983

India: +91 87668 12888

[support@spintly.com](mailto:support@spintly.com)

[sales@spintly.com](mailto:sales@spintly.com)

For more information visit: [www.spintly.com](http://www.spintly.com)

## Documents / Resources



[SPINTLY AURA Basic Wireless Access Control](#) [pdf] Instruction Manual  
AURA, AURA Basic Wireless Access Control, Wireless Access Control, Access Control

