

SPERAS P10R V2 Tactical Style Flashlight User Manual

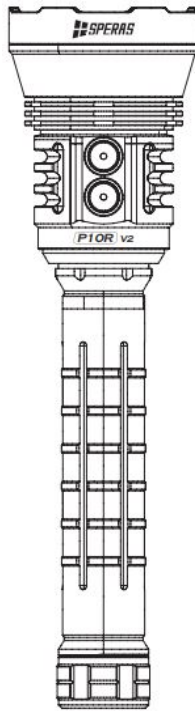
[Home](#) » [SPERAS](#) » SPERAS P10R V2 Tactical Style Flashlight User Manual 

Contents

- [1 P10R V2 Tactical Style Flashlight](#)
- [2 Danger and Warning](#)
- [3 Inside the box](#)
- [4 Specification](#)
- [5 Product Overview](#)
- [6 Battery Installation](#)
- [7 Operating Instructions](#)
- [8 Charging](#)
- [9 Power Indication](#)
- [10 Usage and Maintenance](#)
- [11 Warranty](#)
- [12 Beyond Warranty](#)
- [13 Warranty Card](#)
- [14 Documents / Resources](#)
 - [14.1 References](#)



P10R V2 Tactical Style Flashlight



Product Information

Product Name	P10R V2
Model	P10R V2
Danger and Warning	Ensure that the flashlight body does not overheat to prevent injury to the user's hand.
Inside the Box	<ul style="list-style-type: none">• 1x SPERAS P10R V2 Flashlight• 1x Battery pack (10000mAh)• 1x USB-C charging cable• 2x Extra O-rings• 1x Holster• 1x User manual

Specification	Output	Runtime	Beam Intensity	Beam Distance
	Turbo: 10000LM	70 seconds to 2 hours 15 minutes	82,500cd	574m
	High: 3000LM	10 minutes to 2 hours 30 minutes	29,250cd	342m
	Medium: ~1550LM	3 hours 10 minutes	14,700cd	242m
	Low: ~1550LM	12 hours	4,675cd	137m
	ECO: 1500LM	N/A	825cd	57m
	Strobe: 100LM	36 hours	82,500cd	574m
	SOS: 500LM	N/A	4,675cd	137m
LED	Luminus SST70*3			
Lens	Double-side AR coated tempered glass			
Battery Source	10000mAh Lithium 21700 battery pack*1			
Charging Time	3.5 hours (5V/3A) or 4.5 hours (5V/2A)			
Impact Distance	1.5m			
Waterproof Material	IP68 (underwater 2m) Aerospace 6061 Aluminum Alloy			
Finish	Premium Type III Hard-anodizing			
Dimension	224(Length)*60(Head)*27(Tube)mm			
Net Weight	296g (excluding battery)			

Product Usage Instructions

Battery Installation

Before the first use, remove the insulating film from the battery in the flashlight. If the battery needs to be changed, ensure that the positive polarity side of the battery faces towards the direction of the flashlight head (the side of the LED).

Operating Instructions

Top Button:

- 2-click: Activates Strobe mode
- 2-click: Activates SOS mode
- 1-click: Switches to the previous mode
- Long press (0.3s): Activates Turbo mode

- Release: Returns to the previous mode

Bottom Button:

- 1-click: Turns ON (Memory mode)
- Long press (0.3s): Turns OFF
- 1-click: Turbo mode
- 1-click: ECO mode
- 1-click: High mode
- 1-click: Low mode
- 1-click: Medium mode
- Long press (0.3s): Switches to ECO mode

Charging

Use the provided USB-C charging cable to charge the flashlight. Do not use the flashlight while it is being charged.

Power Indication:

When the flashlight is turned ON, the LED indicator will monitor the power constantly and display as follows:

- Green: 100%-70%
- Orange: 70%-30%
- Red: 30%-10%
- Red Flash: 10%-1% (The red LED will keep flashing to remind you that the power is running out soon.)

Usage and Maintenance

To break the circuit, unscrew the tail cap and remove the battery.

Warranty

For warranty inquiries, contact the retailer or SPERAS directly.

Shenzhen Speras Lighting Co., Ltd

Add: 4F, Building G, Gangshen Innovation Park, Huaning Road, Dalang Street, Longhua District, Shenzhen, China. 518109

Tel.: +86-755-2107 2597















Email: info@speraslight.com

Website: www.speraslight.com

Danger and Warning

- ## Inside the box



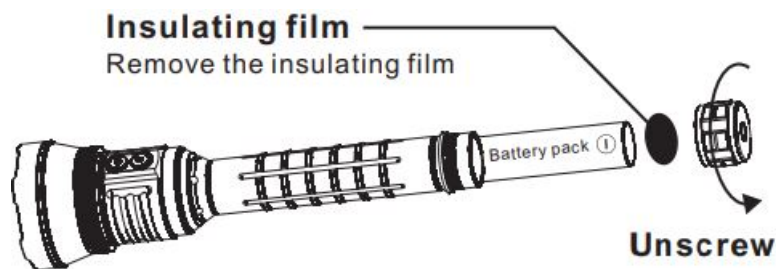
FL 1 STANDARD		Turbo	High	Medium	Low	ECO	Strobe	SOS
	Output	10000LM ~1550LM	3000LM ~1550LM	1500LM	500LM	100LM	10000LM	500LM
	Runtime	70S~ 2H15min	10min~ 2H30min	3H10min	12H	36H	—	—
	Beam Intensity	82,500cd	29,250cd	14,700cd	4,675cd	825cd	82,500cd	4,675cd
	Beam Distance	574m	342m	242m	137m	57m	574m	137m
	LED	Luminus SST70*3						
	Lens	Double-side AR coated tempered glass						
	Battery Source	10000mAh Lithium 21700 battery pack*1						
	Charging Time	3.5H(5V/3A) or 4.5H(5V/2A)						
	Impact Distance	1.5m						
	Waterproof	IP68(underwater 2m)						
	Material	Aerospace 6061 Aluminum Alloy						
	Finish	Premium Type III Hard-anodizing						
	Dimension	224(Length)*60(Head)*27(Tube)mm						
	Net Weight	296g(excl. battery)						

Product Overview

The SPERAS P10R V2 is a high performance, high lumen LED flashlight with 10000lm max output that utilizes 3pcs imported Luminus SST70 LEDs. The dual rubber buttons design, allows to fast adjust the mode with the bottom button and easily reaching to the turbo mode with the top button. Powered by a 10000mAh 21700 Lithium battery pack, it could achieve at a maximum runtime of 36H under 100 lumen stable output. It's an ideal flashlight for searching, rescue, patrol or other outdoor activities. With the Lockout function, users can be assured that the flashlight will not unintentionally power on when put in the pocket or bag.

Battery Installation

Before the first use, please remove the insulating film of battery in the flashlight. And if the battery needs to be changed, make sure the positive polarity side of the battery faces toward the direction of the flashlight head (the side of the LED).



Operating Instructions

Top button

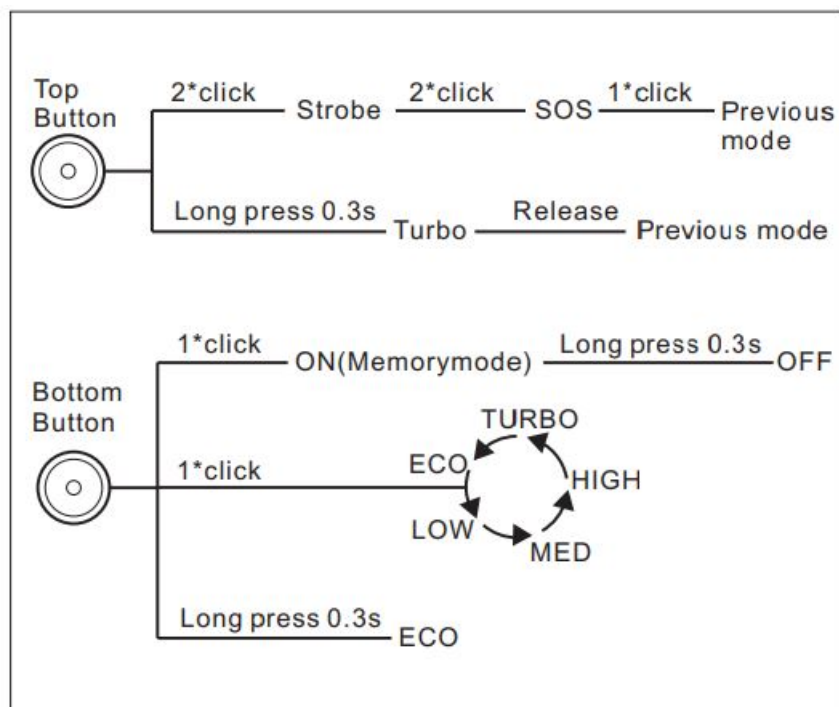
1. Quick double clicks the top button to activate the strobe mode, and quick double clicks again will enter the SOS mode. Single click will return to the state before the Strobe.
2. At any state (except the strobe and SOS mode), long press the top button for 0.3s to enter the turbo mode; Release the button to revert back the previous state.

Bottom button:

1. ON/OFF: In the OFF state, click the bottom button to enter the memory mode, long press the bottom button for 0.3s to turn off the flashlight.
2. Change brightness mode: In ON state, click the bottom button to change the mode instantly. The mode will circle from Eco, Low, Medium, High, Turbo with clicks.
3. ECO mode: In OFF state, long press for 0.3s the bottom switch to instantly activate the ECO mode.

Lock&unlock

1. **Lock:** In any state, long press both buttons for 2s at the same time, the flashlight will blink twice and then enter the lock state. Once locked, press any button, the orange LED indication will blink 2s.
2. **Unlock:** Quickly click 3 times (any button), the flashlight will blink twice to show you that the flashlight is in the unlock state.



Charging

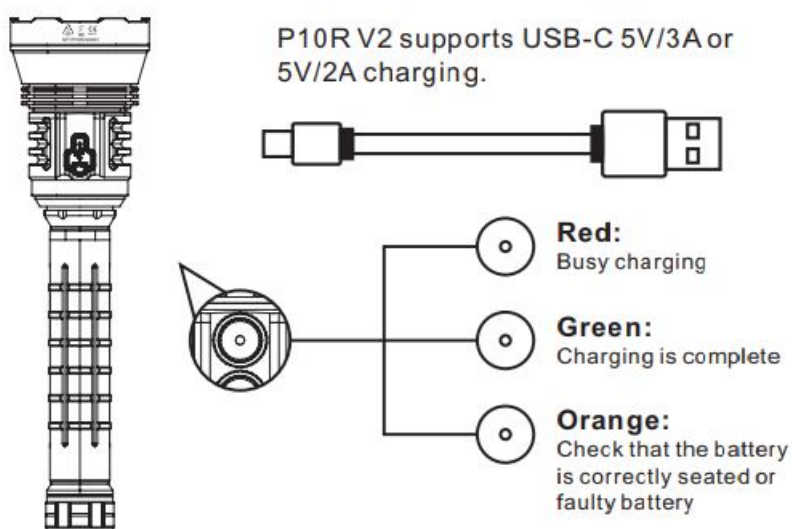
The P10R V2 supports 5V/3A and 5V/2A charging with compatible power adapter. Insert the cable to the type-C port and then connect the adapter to charge. When charging, the indicators on the buttons will display as follow:

Green: full charged

Red: Busy charging

Orange: Check that the battery is correctly seated or faulty battery.

Note: We kindly suggest that only the included battery pack (7.4V/5000mah) to be used for charging. Do not use the flashlight when charging.



Power Indication

When the flashlight is turned ON, the LED indicator will automatically monitor the power constantly and display as follow:

- **Green:** 100%-70%
- **Orange:** 70%-30%

- **Red:** 30%-10%
- **Red Flash:** 10%-1% (The red LED will keep flashing to remind the power is running out soon.)

Usage and Maintenance

- Please fully charge the battery before initial use.
- To maintain the waterproof rating, please lubricate the O-ring with silicone safe lubricant and replace broken O-rings as soon as possible.
- If the light will not be used for a long period or when transported, please unscrew the tail cap and remove the battery to break the circuit.

Warranty

- The product is provided with a 5-year warranty. Any non-artificial damage,
- please contact the SPERAS after-sales department.
- The warranty does not cover normal wear and tear, modifications, misuse, disintegrations, negligence, accidents, improper maintenance or repairs by anyone other than an authorized retailer or SPERAS itself.

Beyond Warranty

Free warranty DO NOT cover any damage or failure caused by:

- Normal wear up
- Damages caused by disassembling, modifying the flashlight
- Damages caused by rough operation or misuse
- Improper maintenance or repairs by anyone other than an authorized retailer or SPERAS itself

Shenzhen Speras Lighting Co., Ltd

Add: 4F, Building G, Gangshen Innovation Park, Huaning Road, Dalang Street, Longhua District, Shenzhen, China. 518109

Tel.: +86-755-2107 2597

Email: info@speraslight.com

Website: www.speraslight.com

Warranty Card

Product Model No.: _____

Serial No.: _____

Date of Purchase: _____

Dealer Signature / Stamp: _____

Thank you for choosing SPERAS.


The SPERAS flashlight is covered by a 5-year warranty from the date of purchase.

Please ask the dealer/distributor to fulfill the date of purchase and sign/stamp the warranty card after purchase.

Contact the dealer/distributor of SPERAS first if help needed.

Notice: The warranty covers manufacturer defects solely and becomes invalid if the flashlight is subjected to work by an unauthorized party.

Documents / Resources

	SPERAS P10R V2 Tactical Style Flashlight [pdf] User Manual P10R V2, P10R V2 Tactical Style Flashlight, Tactical Style Flashlight, Style Flashlight, Flashlight
---	---

References

- [# SPERAS Lighting, manufacturer of LED flashlights, focus on hunting, search & rescue, tactical flashlight, edc flashlight, camping flashlight, handheld LED flashlights, waterproof LED flashlights, divetorch, huntinglight, headlamp, etc. SPERAS, is seeking for](#)