

SPERAS
EST Plus Rechargeable
Long Range Flashlight



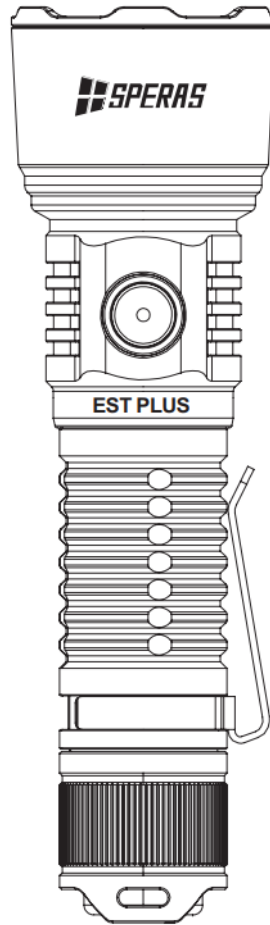
SPERAS EST Plus Rechargeable Long Range Flashlight User Manual

[Home](#) » [SPERAS](#) » SPERAS EST Plus Rechargeable Long Range Flashlight User Manual 

Contents

- 1 [SPERAS EST Plus Rechargeable Long Range Flashlight](#)
- 2 [Product Specifications](#)
- 3 [Product Overview](#)
- 4 [Usage and Maintenance](#)
- 5 [FAQ](#)
- 6 [Danger and Warning](#)
- 7 [Inside the box](#)
- 8 [Optional Accessory](#)
- 9 [Specification](#)
- 10 [Product Overview](#)
- 11 [Battery Installation](#)
- 12 [Operating Instructions](#)
- 13 [Charging](#)
- 14 [Power Indicator](#)
- 15 [Usage and Maintenance](#)
- 16 [Disposal](#)
- 17 [Warranty](#)
- 18 [Beyond Warranty](#)
- 19 [ABOUT COMPANY](#)
- 20 [Warranty Card](#)
- 21 [Documents / Resources](#)
 - 21.1 [References](#)
- 22 [Related Posts](#)





Product Specifications

- **Output:** Turbo 1600LM, High 500LM, Medium 100LM, Low 10LM, Strobe, SOS
- **Runtime:** Turbo 2H45min, High 4H, Medium 22H, Low 140H
- **Beam Intensity:** 131,625cd, 42,250cd, 8,450cd, 942cd
- **Beam Distance:** 726m, 411m, 184m, 61m
- **LED:** Luminus SFT40
- **Reflector:** Smooth cup
- **Battery Source:** 1*18650 Lithium Battery or 2 pcs CR123A
- **Charging:** USB-C charging 1.5m
- **Impact Distance:** IP68 (underwater 2m)
- **Material:** Aerospace 6061 Aluminum Alloy
- **Finish:** Premium Type III Hard-anodizing
- **Dimension Net Weight:** 140(Length)*40(Head)*25.4(Tube)mm, 120g(exclude battery) / 170g(include battery)

Product Overview

- Side switch with removable clip power indicator
- Harden glass with double AR coated
- Tactical tail cap
- Aircraft T6061 Aluminum Alloy
- USB-C charging

Battery Installation:

Please remove the insulating film before the first use. If you need to change the battery, ensure that the side of the positive pole is inserted in the direction of the flashlight head.

Operating Instructions:

To enter SOS mode, click to go back to the previous mode.

Charging:

EST PLUS Support Type-C 5V/1A: It takes about 4.3 hours to be fully charged.

Power Indicator:

- **Red:** Busy charging
- **Green:** Charging is complete
- **Orange:** Check that the battery is correctly seated or faulty battery

Note: Only rechargeable 18650 lithium batteries can be charged. EST PLUS cannot work while charging.

Usage and Maintenance

Disposal: Batteries and flashlight should not be discarded with normal household rubbish but disposed of according to local waste disposal regulations.







FAQ**How do I know the remaining power level of the flashlight?**

When turning the flashlight on, the built-in indicator on the side switch will indicate the remaining power level for 5 seconds. Green indicates 100%-70%, Orange indicates 70%-30%, Red indicates 30%-10%, and Red Flash indicates 10%-1% (an alert flash to indicate a very low power level).


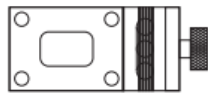
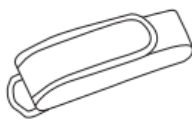
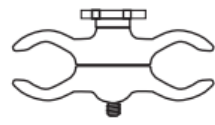
Danger and Warning

- Please read the user manual before first use.
- DO NOT shine light directly into eyes. This may cause temporary blindness and/or cause permanent damage to the eyes.
- DO NOT cover the light head when the flashlight is on or place the light head on the ground. The heat dispersion of the light may cause damage to the flashlight itself or even result in burning other objects.
- Keep out of reach of children.
- DO NOT activate the Turbo mode constantly to prevent the flashlight body from overheating and hurting the user's hand.
- Please insert SPERAS batteries or SPERAS recommended batteries.















Inside the box

		
1*SPERAS EST PLUS	1*USB-C charging cable	1*18650 3800mAh Lithium Battery
		
1*Lanyard	2*Extra O-rings	1*User manual

Optional Accessory

			
1*USB-C remote pressure switch (RMC V2)	1*flashlight mount (GM1)	1*holster	1*Scope Mount (SM1)

Specification

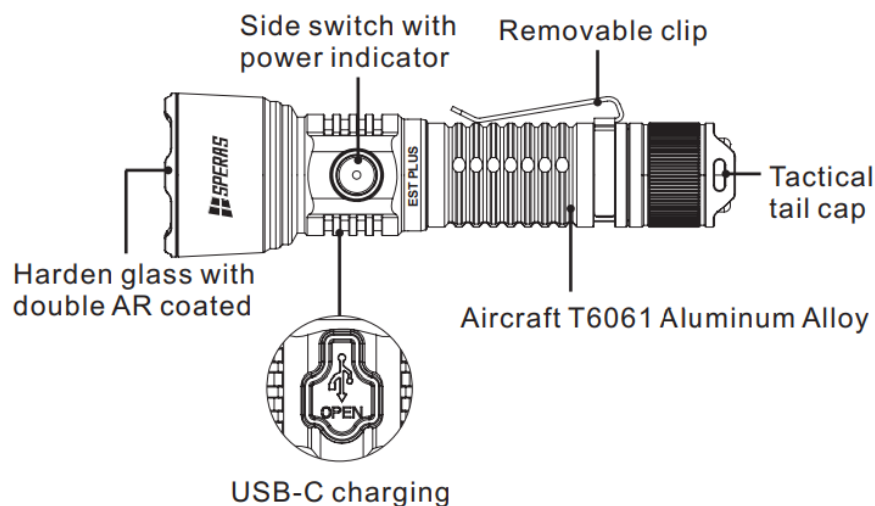
FL 1 STANDARD		Turbo	High	Medium	Low	Strobe	SOS
	Output	1600LM	500LM	100LM	10LM	1600LM	100LM
	Runtime	2H45min	4H	22H	140H	—	—
	Beam Intensity	131,625cd	42,250cd	8,450cd	942cd	—	—
	Beam Distance	726m	411m	184m	61m	—	—
	LED	Luminus SFT40					
	Reflector	Smooth cup					
	Battery Source	1*18650 Lithium Battery or 2 pcs CR123A					
	Charging	USB-C charging					
	Impact Distance	1.5m					
	Waterproof	IP68(underwater 2m)					
	Material	Aerospace 6061 Aluminum Alloy					
	Finish	Premium Type III Hard-anodizing					
	Dimension	140(Length)*40(Head)*25.4(Tube)mm					
	Net Weight	120g(exclude battery) / 170g(include battery)					

The above data has been measured in accordance with international flashlight testing standards ANSI/NEMA FL1

using SPERAS 3.6V/3800mAh 18650 battery under laboratory conditions.

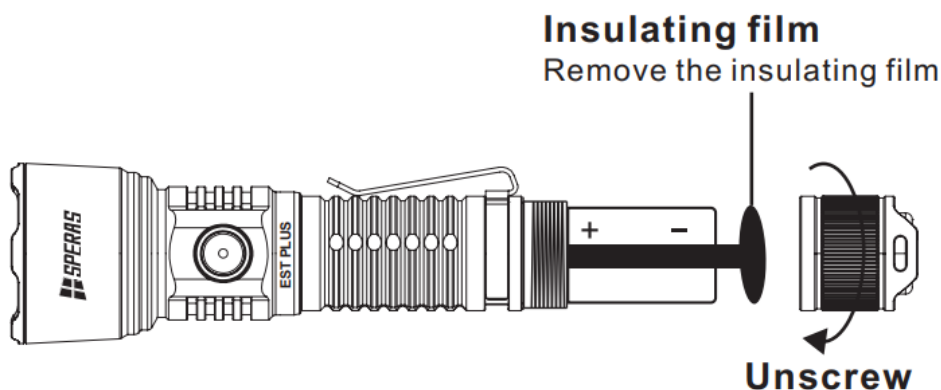
Product Overview

The EST PLUS is a new powerful flashlight that produces a maximum output of 1600 lumens, with a 726-meter throw, from its Luminus SFT40 LED and advanced driver. Building on the classic features of EST, the sturdy and classic appearance of the EST PLUS includes a very user-friendly interface with a tail button and a side button. It supports USB-C for fast charging reaching a full charge within 4.3 hours. Powered by a single 18650 3800mAh battery, it provides a long run time of up to 140H. With unbeatable performance and a durable build, the EST PLUS is the preferred choice for hunting, search and rescue, police duty, outdoor activities like camping, etc.



Battery Installation

Please remove the insulating film before the first use. If you need to change the battery, please ensure that the side of the positive pole is inserted in the direction of the flashlight head.

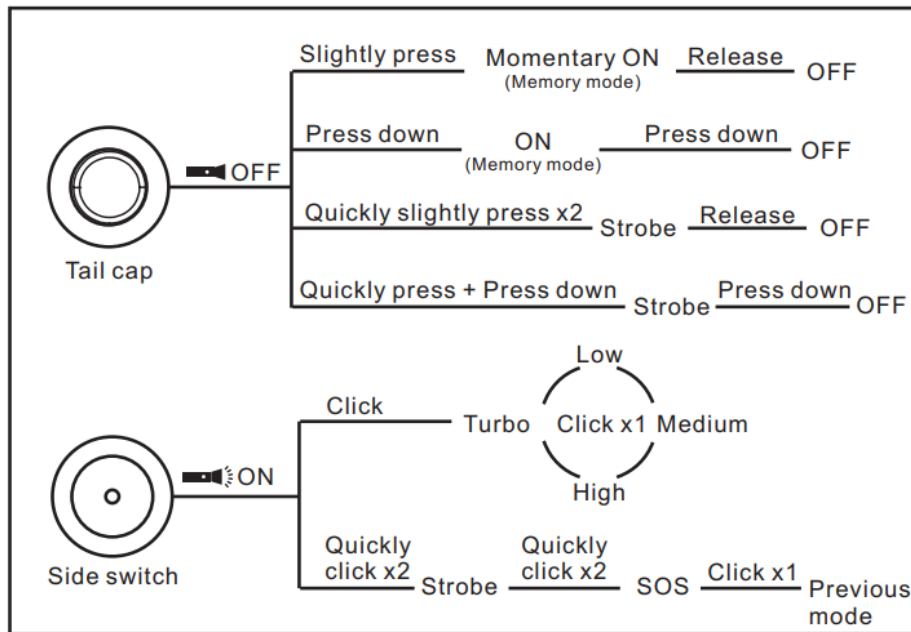


Operating Instructions

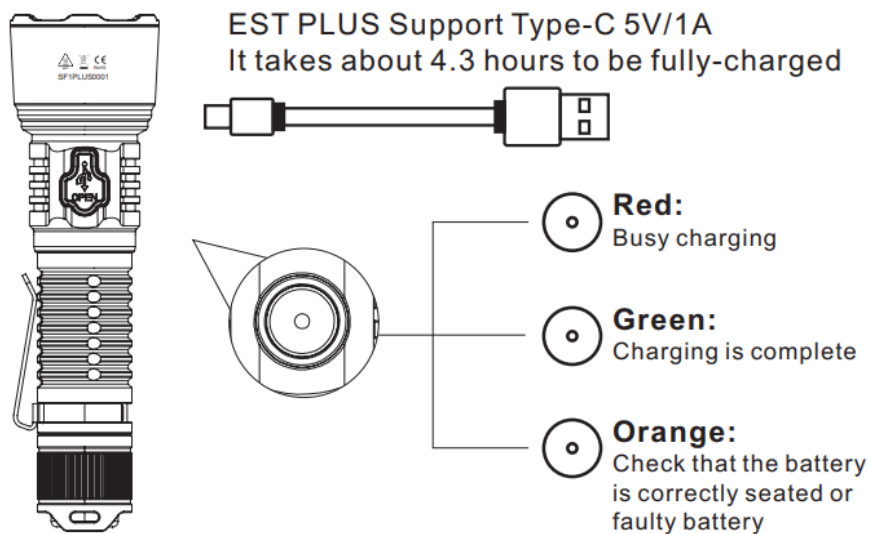
ON/OFF/Tail Strobe

- Can only be turned ON/ OFF by the tail button.
- Slightly press the tail button, momentary on (memory mode); Release, turn OFF.
- Press down the tail button, turn on (memory mode); Press down, turn off.
- On the OFF state, quickly light press twice, momentary strobe; Release, OFF.
- On the OFF state, quickly press and press down, strobe; press down, OFF. Adjust Mode & Strobe & SOS

- ON state, click the side button to adjust mode. The mode will circle from LOW, MED, HIGH to Turbo;
- ON state, Double click, enter strobe; Double click again, enter SOS; click, back to the previous mode.



Charging



***Note:** Only can charge rechargeable 18650 lithium battery. EST PLUS can not work when charging.

Power Indicator

When turning the flashlight on the built-in indicator on the side switch will indicate the remaining power level for 5 seconds.

Power indicator will display one of the following:

- **Green:** 100%-70%
- **Orange:** 70%-30%
- **Red:** 30%-10%
- **Red Flash:** 10%-1%, (Alert flash to indicate very low power level).

Usage and Maintenance

- Please fully charge the battery before initial use.
- To maintain the waterproof rating, please lubricate the O-ring with silicone safe lubricant and replace broken O-rings as soon as possible.
- If the light will not be used for a long period or when transported, please unscrew the tail cap and remove the battery to break the circuit.

Disposal

Batteries and flashlight CANNOT be discarded with normal household rubbish, but have to be disposed of according to local waste disposal regulations.

Warranty

- 30 days free replacement: We will repair or replace a light within 30 days of purchase if it is afflicted with a manufacturing defect. If the problem calls for a replacement, we will replace the light with the same model as the one sent in. If the model has been discontinued, customers will receive a product with similar or improved performance.
- 5 years warranty: We offer free repair within 5 years of purchase if problems develop with normal use.
- ³Limited lifetime warranty: If problems develop after 5 years of the purchase, we will charge for parts. The total repair fee is assessed according to the cost of the replaced materials.
- Contact Your Dealer First: You may provide your SPERAS Warranty Card, purchase invoice, receipt or other evidence from the sellers when you purchasing our lights and contact your dealers directly for warranty service, and SPERAS will Insulating film provide dealers with service support;

Beyond Warranty

- Free warranty DOES NOT cover any damage or failure caused by:
- Normal wear up
- Damages caused by disassembling, modifying the flashlight
- Damages caused by rough operation or misuse
- Improper maintenance or repairs by anyone other than an authorized retailer or SPERAS Itself

ABOUT COMPANY

- Shenzhen Speras Lighting Co., Ltd
- **Add:** 4F, Building G, Gangshen Innovation Park, Huaning Road, Dalang Street, Longhua District, Shenzhen, China. China. 518109
- **Tel.:** +86-755-2107 2597
- **Email:** info@speraslight.com
- **Website:** www.sperasflashlight.com

Warranty Card

Product Model No.: _____

Series No.: _____

Date of Purchase: _____

Signature/Dealer Stamp: _____

Thank you for choosing SPERAS.

The SPERAS flashlight is covered by a 5-year warranty from the date of purchase. Please ask the seller/dealer fulfill the date of purchase and sign/stamp the warranty card after purchase! Contact the seller/dealer of SPERAS flashlight first if help needed!

Notice: The warranty covers manufacturer defects solely and becomes invalid if the flashlight is subjected to work by an unauthorized party.

Documents / Resources



[SPERAS EST Plus Rechargeable Long Range Flashlight](#) [pdf] User Manual
EST Plus, EST Plus Rechargeable Long Range Flashlight, Rechargeable Long Range Flashlight, Long Range Flashlight, Range Flashlight, Flashlight

References

- [SPERAS Flashlight Official Store-Manufacturer of LED Flashlights – Speras Light](#)
- [User Manual](#)

[Manuals+](#), [Privacy Policy](#)

This website is an independent publication and is neither affiliated with nor endorsed by any of the trademark owners. The "Bluetooth®" word mark and logos are registered trademarks owned by Bluetooth SIG, Inc. The "Wi-Fi®" word mark and logos are registered trademarks owned by the Wi-Fi Alliance. Any use of these marks on this website does not imply any affiliation with or endorsement.