



## Contents [ [hide](#) ]

- [1 SpecFive Pulse Pack Long Range Communication Devices](#)
- [2 Product Overview](#)
- [3 Powering on the Pulse](#)
- [4 Charging the Device](#)
- [5 Using the 2-way FRS Radio](#)
- [6 Connecting to the Device via the Meshtastic Mobile App](#)
- [7 Documents / Resources](#)
  - [7.1 References](#)

**spec<sup>5</sup>**

## SpecFive Pulse Pack Long Range Communication Devices



Thank you for ordering your SpecFive Pulse Pack from SpecFive. Here are the instructions to get you connected to your new device and join the mesh.

### **WARNING**

DO NOT POWER ON YOUR SPECIFIC PULSE UNTIL YOU HAVE CONNECTED THE ANTENNA. POWERING THE SPECIFIC PULSE WITHOUT THE ANTENNA CONNECTED CAN CAUSE DAMAGE TO THE BOARD.

### **Product Overview**



## Powering on the Pulse

- Use the Knob on the top of the device next to the Antennas to power on the 2- way Radio.
- Turn clockwise to turn on and increase the speaker volume.
- Turn counter-clockwise to turn off and decrease the volume.
- The Switch on the right side of the Pulse is the power switch for the LORA radio.
- The switch in the UP position will power on the radio.

## Charging the Device


Charge the Pulse from the USB-C Charge Port on the right side of the Device as indicated in the image above. The Pulse can be charged with the power on or off.

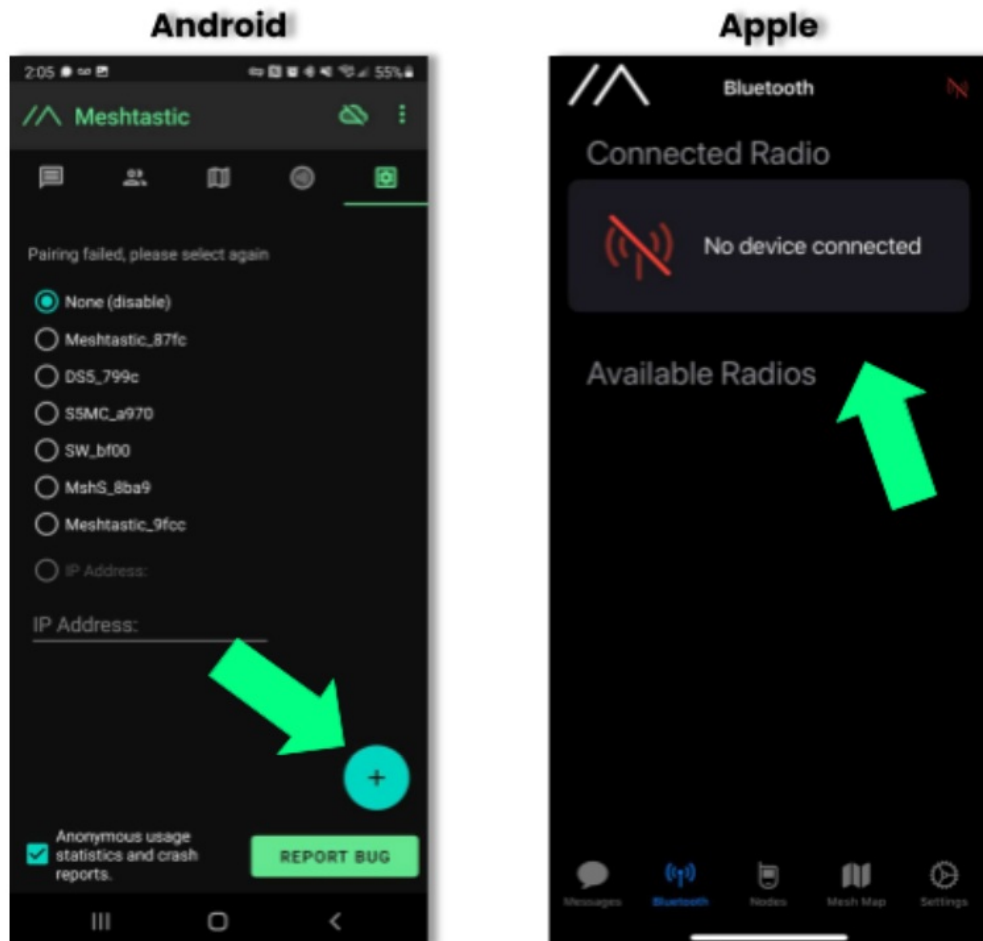
## Using the 2-way FRS Radio

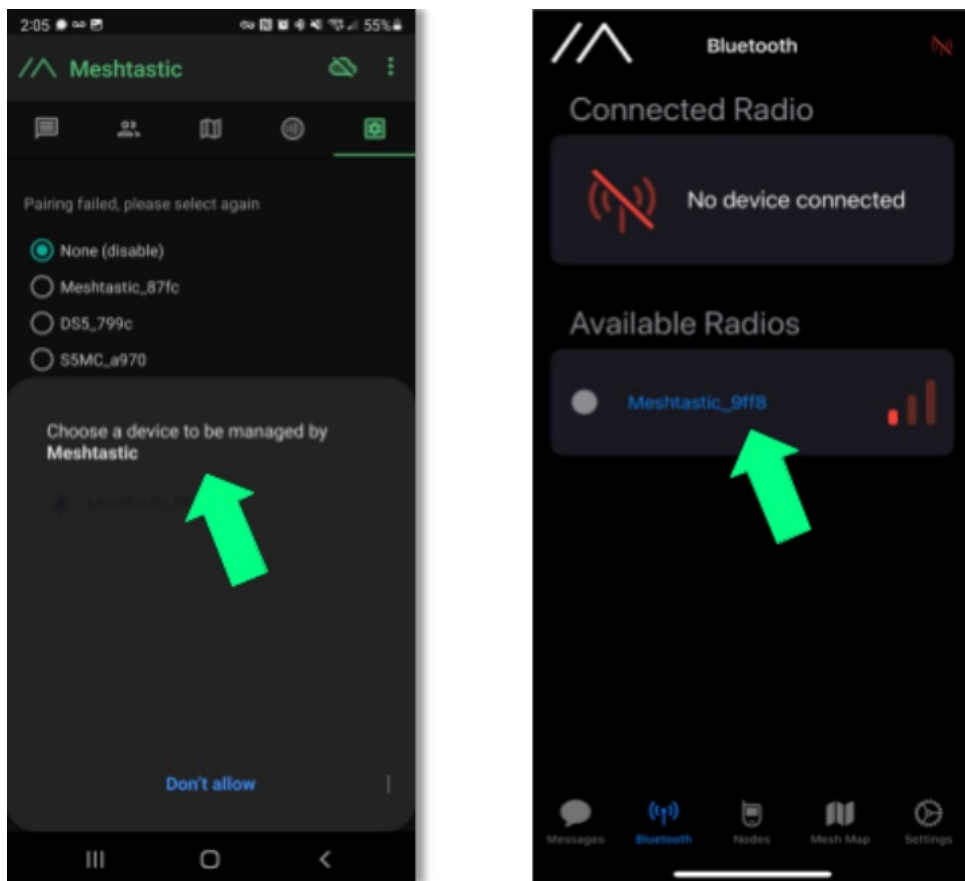
- Consult the provided Owners Manual from Baofeng for instructions on using the 2-way

FRS Radio.

## Connecting to the Device via the Meshtastic Mobile App

1. Download the Meshtastic App from the Apple App Store or Google Play Store 
2. Ensure your phone has bluetooth enabled
3. Power on the device
4. Connect your new device






5. Enter the device's PIN, which is by default set to: 123456  
You're Good to Go!

## Other Resources

- For more information on radio configuration settings, visit <https://meshtastic.org/docs/configuration/>
- For more information about our products, visit [specfive.com](https://specfive.com)
- 2024, SpecFive LLC All Rights Reserved [specfive.com](https://specfive.com)

## Documents / Resources

	<p><a href="#">SpecFive Pulse Pack Long Range Communication Devices [pdf]</a> User Guide</p> <p>Pulse Pack Long Range Communication Devices, Pulse Pack, Long Range Communication Devices, Range Communication Devices, Communication Devices, Devices</p>
---	--

## References

- [User Manual](#)

■ SpecFive

◆ Communication Devices, devices, Long Range Communication Devices, Pulse Pack, Pulse Pack Long Range Communication Devices, Range Communication Devices, SpecFive

---

## Leave a comment

Your email address will not be published. Required fields are marked \*

Comment \*

Name

Email

Website

☐ Save my name, email, and website in this browser for the next time I comment.

**Post Comment**

**Search:**

**Search**

[Manuals+](#) | [Upload](#) | [Deep Search](#) | [Privacy Policy](#) | [@manuals.plus](#) | [YouTube](#)

This website is an independent publication and is neither affiliated with nor endorsed by any of the trademark owners. The "Bluetooth®" word mark and logos are registered trademarks owned by Bluetooth SIG, Inc. The "Wi-Fi®" word mark and logos are registered trademarks owned by the Wi-Fi Alliance. Any use of these marks on this website does not imply any affiliation with or endorsement.

