



## Spark Cloud Managed Network (Cmn) – Fortinet Health Installation Guide

[Home](#) » [Spark](#) » Spark Cloud Managed Network (Cmn) – Fortinet Health Installation Guide 



### CLOUD MANAGED NETWORK (CMN) – FORTINET HEALTH FortiClient VPN Installation and Set-up Guide

© Spark New Zealand Trading Limited 2021

Spark owns the copyright and all other intellectual property rights in this document.  
You may not copy or redistribute any portion of this document without Spark's permission.

#### Contents

- [1 DOWNLOAD FORTICLIENT VPN](#)
- [2 OPEN THE DOWNLOADED FILE TO FINISH INSTALL](#)
- [3 SET-UP FORTICLIENT APP](#)
- [4 CONNECT TO CONNECTED HEALTH VPN](#)
- [5 Documents / Resources](#)
  - [5.1 References](#)
- [6 Related Posts](#)

## DOWNLOAD FORTICLIENT VPN

Please go to the following URL to download and install the FortiClient VPN software

<https://www.fortinet.com/support/product-downloads>

**NOTE:** There are two different versions of FortiClient VPN. Scroll down the page and find the FortiClient VPN as shown below, then select the platform you will be using. The download will start a few seconds

### FortiClient VPN

#### Remote Access

- ✓ IPsec VPN - Windows, MacOS and Android only
- ✓ SSL VPN



Windows

DOWNLOAD



MacOS

DOWNLOAD



Linux

DOWNLOAD .rpm



iOS

DOWNLOAD



Android

DOWNLOAD



Linux

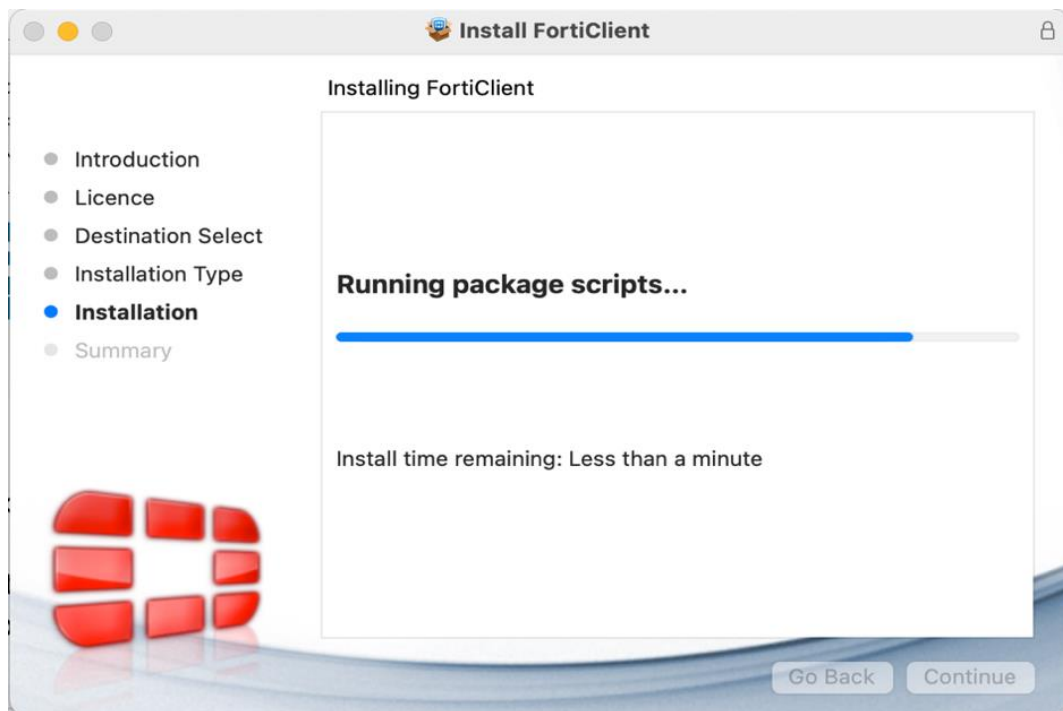
DOWNLOAD .deb

## OPEN THE DOWNLOADED FILE TO FINISH INSTALL

The setup wizard will download the full FortiClient VPN software during installation. A working internet connection is needed to complete this process.

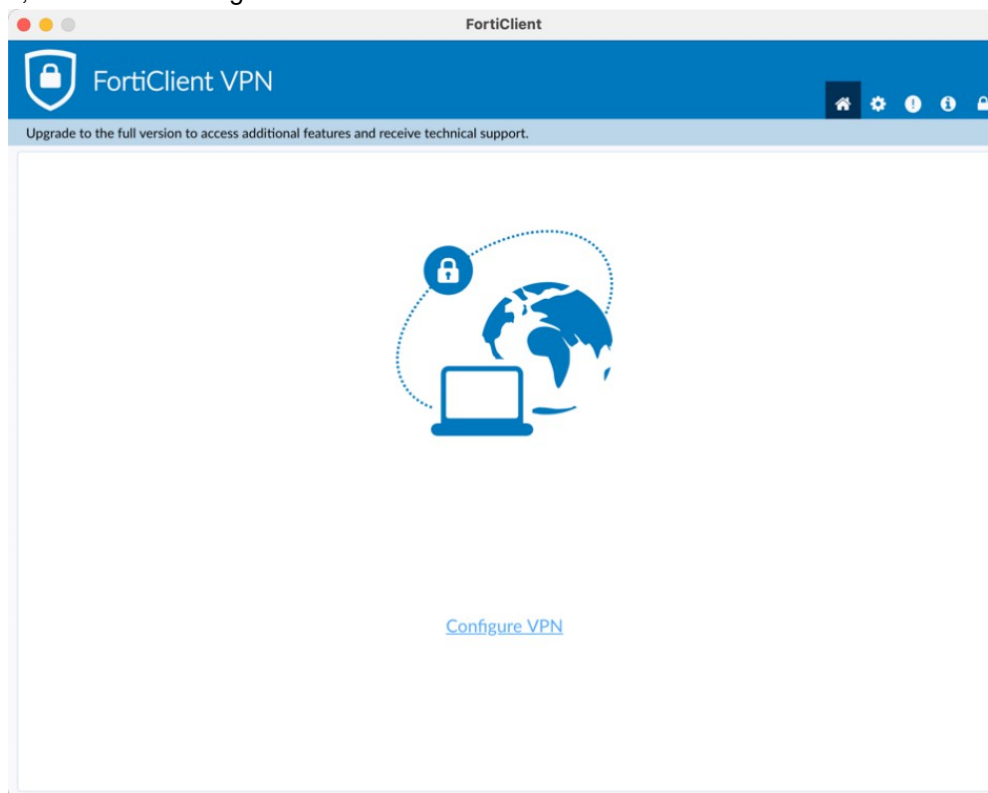
Some operating systems, such as Windows, may need to be restarted to complete installation.





## SET-UP FORTICLIENT APP

Open FortiClient, then click “Configure VPN”.



Enter the information in the field as shown below:

- i. VPN: SSL-VPN
- ii. Connection Name: Identification of this VPN connection
- iii. Description: Description of this VPN connection
- iv. Remote Gateway: Provided by Spark Onboarding team e.g., [con-akl-555555phase2test-fw1-sslvpn.fortiddns.com](https://con-akl-555555phase2test-fw1-sslvpn.fortiddns.com)
- v. Customize Port: Tick Box and input number 50443
- vi. Enable Single Sign-on: None
- vii. Client Certificate: None
- viii. Authentication: Prompt on Login – Select Tick Box

ix. Then click “Save”

FortiClient

FortiClient VPN

Upgrade to the full version to access additional features and receive technical support.

### Edit VPN Connection

VPN: **SSL-VPN** | IPsec VPN | XML

Connection Name: **Connected Health SSL VPN**

Description:

Remote Gateway: **con-aki-555555-testdevice-fw1-SSLVPN.fortiddns.com** ✕

+Add Remote Gateway

☒ Customize port: **50443**

☐ Enable Single Sign On (SSO) for VPN Tunnel

Client Certificate: **None** ▼

Authentication: ☒ Prompt on login ☐ Save login

**Cancel** **Save**

## CONNECT TO CONNECTED HEALTH VPN

Click “Connect” to establish the SSL VPN.

If you have more than one SSL VPN assigned use the following steps:

- Click the button next to **VPN Name**
- Select ‘Add new connection’
- Repeat ‘SET-UP FORTICLIENT APP’ to add another SSL VPN connection.

FortiClient

FortiClient VPN

Upgrade to the full version to access additional features and receive technical support.

**VPN Name**: **Connected Health VPN 1** ▼

**Username**: **xiang**

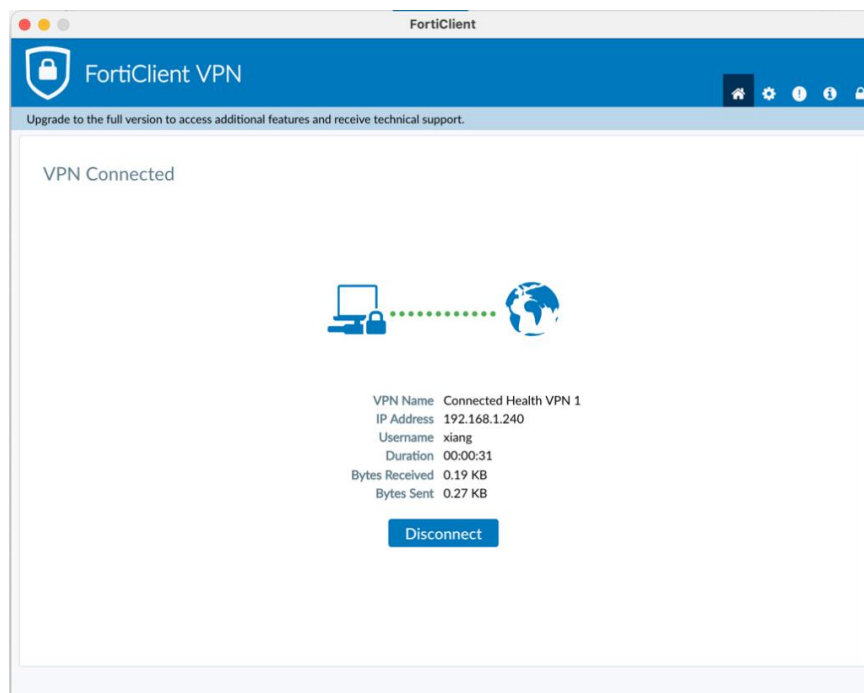
**Password**: .....

**Connect**


**NOTE:** If you see a warning message about an invalid certificate on the server side, please accept it. We are using a private SSL certificate on FortiGate.

SSL VPN should now be established. FortiGate LAN network should now be accessible from SSL VPN.  
If you experience an issue or have additional questions, please contact,

- Phone – 0800224455  
Option 4 – Technical Support



## Documents / Resources

 CLOUD MANAGED NETWORK (CMN) - FORTINET HEALTH FortiClient VPN Installation and Setup Guide	<a href="#">Spark Cloud Managed Network (Cmn) – Fortinet Health</a> [pdf] Installation Guide CLOUD MANAGED NETWORK CMN FORTINET HEALTH
---	---

## References

- [Product Downloads](#) | [Fortinet Product Downloads](#) | [Support](#)
- [Product Downloads](#) | [Fortinet Product Downloads](#) | [Support](#)