



## Spark and Bell Spring Clips and Globe Shades Instruction Manual

[Home](#) » [SPARK AND BELL](#) » Spark and Bell Spring Clips and Globe Shades Instruction Manual 

Spark and Bell Spring Clips and Globe Shades Instruction Manual



## Contents

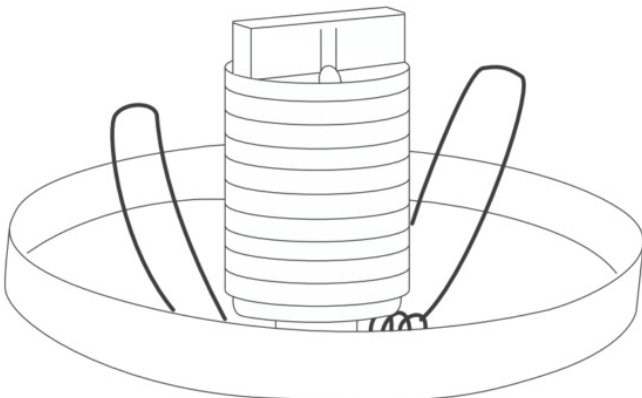
- [1 User Instructions](#)
- [2 Product Overview](#)
- [3 Documents / Resources](#)
  - [3.1 References](#)
- [4 Related Posts](#)

## User Instructions

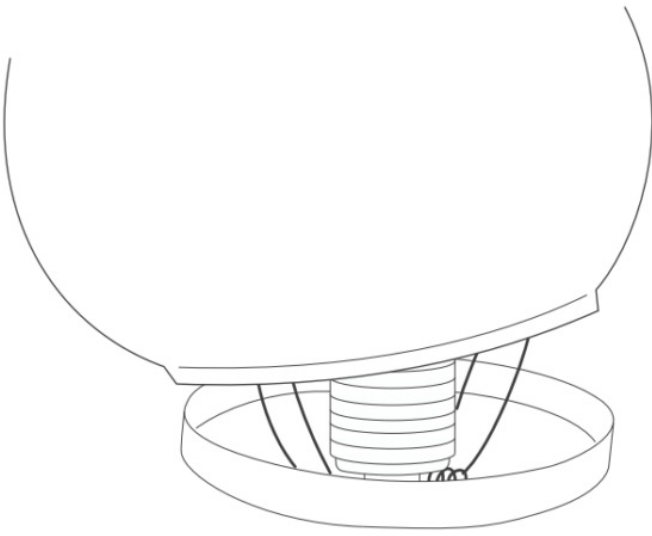
### SPRING CLIPS AND GLOBE SHADES

#### Product Overview



1. Gently squeeze spring clips together.



2. Slot shade over clips to secure in place.



## Documents / Resources

 <p>Use Instructions SPRING CLIPS AND GLOBE SHADES</p>  <p>1. Gently squeeze spring clips together. 2. Slot shade over clips to secure in place.</p>	<a href="#">Spark and Bell Spring Clips and Globe Shades</a> [pdf] Instruction Manual Spring Clips and Globe Shades, Clips and Globe Shades, Globe Shades, Shades
--	--

## References

- [User Manual](#)

### Manuals+, Privacy Policy

This website is an independent publication and is neither affiliated with nor endorsed by any of the trademark owners. The "Bluetooth®" word mark and logos are registered trademarks owned by Bluetooth SIG, Inc. The "Wi-Fi®" word mark and logos are registered trademarks owned by the Wi-Fi Alliance. Any use of these marks on this website does not imply any affiliation with or endorsement.