



## SPA FROG Serene Floating System Instructions

[Home](#) » [SPA FROG](#) » SPA FROG Serene Floating System Instructions 



Mineral Hybrid Water Care  
SPA FROG® FLOATING SYSTEM  
OPERATING INSTRUCTIONS

[www.SpaDepot.com](http://www.SpaDepot.com)

### Contents

- [1 Serene Floating System](#)
- [2 Regular Spa Care](#)
- [3 Spa Start Up](#)
- [4 Setting Cartridges](#)
- [5 Using the Floating System](#)
- [6 Replacing Cartridges](#)
- [7 Documents / Resources](#)
  - [7.1 References](#)



## FROG® OFFERS MORE FUN!

- Cuts Bromine Use Up to 50%\*
- Cuts Maintenance Time
- Helps Maintain 4 Neutral pH
- Floats in Any Spa

## Adopt a FROG\* for Worry-Free Water!

- Take FROG home and experience softer water with 4 crystal clear shine.
- Make FROG a part of your family.
- Adopt an easier, more fun spa environment.

\* Compared to the minimum ANSI recommended level of bromine level of 2.0 in a spa.

## Regular Spa Care

1. Run filtration system as recommended by your spa manufacturer.



2. Regularly test water for pH, total alkalinity and bromine levels with Test Strips.
3. Maintain at least a 1.0 ppm bromine level at all LOD times.
4. Shock the spa once a week or as needed.

Additional shocking may be required if the spa is under heavy use. This is often the case when the spa is new.



5. Remember to replace SPA FROG\* Mineral Cartridge and SPA FROG\* Bromine Cartridge as directed under "Replacing Cartridges."

U.S. Patents D497,406; D502,984; 6,217,892; 6,383,507; 6,551,609; 6,652,871; 7,059,540; 7,060, 190;  
7,329,345; 7,347,934; 7,487,780 and other U.S. and Foreign Patents Pending  
#20-48-0157 E062411553081143R7N  
EPA Est. No.: 071200-AZ-001

## Spa Start Up

- Always drain and refill spa at least every 4 months.
- Clean and replace filter cartridges when dirty (Follow manufacturer's instructions).
- Balance water according to the chart.
- Heat water to recommended temperature before using cartridges.

WATER BALANCE GUIDELINES	
ph:	72-78
Total Alkalinity:	80: 180 ppm
Calcium Hardness:	150-400
Total Dissolved Solids:	<1500
Free Bromine:	10-20 ppm
<b>NOTE:</b> Bromine levels are lower only when used with FROG minerals	

- **Very Important!**

Before using cartridges, establish an initial residual of 1.0-2.0 ppm bromine or chlorine. Do not use a non-chlorine shock

- Begin regular spa care procedures as soon as start up is complete.

## Setting Cartridges

- Set the blue mineral cartridge to wide open on #6 by holding the bottom and turning the top until the number 6 appears in the setting window. No further adjustments are necessary.



- With a freshly filled spa, initially set the yellow bromine cartridge on #5 for the first 24 hours ONLY. Then the first week or so, before each use, test the water and adjust cartridge by 1 setting per day until the bromine stabilizes to at least 1.0 ppm.

## Using the Floating System

### REUSABLE HOLDER



- Insert both cartridges into the green floating holder by pushing them into the openings until they stay in place.
- Let the SPA FROG® Floating System freefloat in the spa.



- When using the spa, simply remove the SPA FROG® System, drain most of the water into the spa and set on the side of the spa inverted so all excess water drains into the holder.
- REMEMBER TO REPLACE IT IN THE WATER WHEN FINISHED USING SPA!


## Replacing Cartridges

- The SPA FROG® Mineral Cartridge must be replaced every 4 months. After four months of use, or when draining and refilling the spa with fresh water, discard SPA FROG® Mineral Cartridge in trash even if, upon shaking, it appears there is spent media left inside. Once wetted the time released minerals in the cartridge are effective up to four months. Do not attempt to reuse the product once removed from the spa. For ease in remembering to replace, mark your calendar
- Replace the SPA FROG® Bromine Cartridge when empty. Drain water to ensure cartridge is empty then discard in trash. The cartridge life will vary depending on spa size and number of users. Once your usage is determined, mark the calendar with enclosed reminder stickers.





Mineral Hybrid Water Care  
KING TECHNOLOGY, INC.  
530 11th Avenue South  
Hopkins, MN 55343  
952-933-6118  
FAX 952-933-2206  
[www.kingtechnology.com](http://www.kingtechnology.com)

## Documents / Resources

	<p><a href="#">SPA FROG Serene Floating System</a> [pdf] Instructions Spa Frog Serene Floating System, Spa Frog, Serene Floating System, Floating System</p>
--	--

## References

-  [Hot Tubs, Spas, Hot Tub Covers, Spa Chemicals | SpaDepot.com](#)
-  [Hot Tubs, Spas, Hot Tub Covers, Spa Chemicals | SpaDepot.com](#)