



Soundking GL206SA Active Line Array Speaker User Manual

[Home](#) » [Soundking](#) » Soundking GL206SA Active Line Array Speaker User Manual 

Contents

- [1 Soundking GL206SA Active Line Array Speaker](#)
- [2 IMPORTANT SAFETY SYMBOLS](#)
- [3 Introduction](#)
- [4 Application](#)
- [5 Function Introduction](#)
- [6 Specification](#)
 - [6.1 DSP Function Introduction](#)
- [7 Documents / Resources](#)
- [8 Related Posts](#)



Soundking GL206SA Active Line Array Speaker



IMPORTANT SAFETY SYMBOLS

Use only with the cart, stand, tripod, bracket, or table specified by the manufacturer, or sold with the apparatus. When a cart is used, use caution when moving the cart/apparatus combination to avoid injury from tip-over.



The symbol is used to indicate that some hazardous live terminals are involved within this apparatus, even under the normal operating conditions, which may be sufficient to constitute the risk of electric shock or death.



The symbol is used in the service documentation to indicate that specific component shall be replaced only by the component specified in that documentation for safety reasons.

- Protective grounding terminal
- Alternating current/voltage
- Hazardous live terminal
- **ON** Denotes the apparatus is turned on
- **OFF** Denotes the apparatus is turned off.

WARNING: Describes precautions that should be observed to prevent the danger of injury or death to the operator.

CAUTION: Describes precautions that should be observed to prevent danger of the apparatus.

- Read these instructions.
- Keep these instructions.
- Heed all warning.
- Follow all instructions.

- **Water & Moisture**

The apparatus should be protected from moisture and rain, can not used near water, for example: near bath-tub, kitchen sink or a swimming pool, etc.

- **Heat**

The apparatus should be located away from the heat source such as radiators, stoves or other appliances that produce heat.

- **Ventilation**

Do not block areas of ventilation opening. Failure to do could result in fire. Always install accordance with the manufacturer's instructions.

- **Object and Liquid Entry**

Objects do not fall into and liquids are not spilled into the inside of the apparatus for safety.

- **Power Cord and Plug**

Protect the power cord from being walked on or pinched particularly at plugs, convenience receptacles, and the point where they exit from the apparatus. Do not defeat the safety purpose of the polarized or grounding-type plug. A polarized plug has two blades with one wider than the other. A grounding type plug has two blades and a third grounding prong. The wide blade or the third prong is provided for your safety. If the provided plug does not fit into your outlet, refer to electrician for replacement.

- **Power Supply**

The apparatus should be connected to the power supply only of the type as marked on the apparatus or described in the manual. Failure to do could result in damage to the product and possibly the user. Unplug this apparatus during lightning storms or when unused for long periods of time. Where the MAINS plug or an appliance coupler is used as the disconnect device, the disconnect device shall remain readily operable.

- **Fuse**

To prevent the risk of fire and damaging the unit, please use only of the recommended fuse type as described in the manual. Before replacing the fuse, make sure the unit turned off and disconnected from the AC outlet.

- **Electrical Connection**

Improper electrical wiring may invalidate the product warranty.

- **Cleaning**

Clean only with a dry cloth. Do not use any solvents such as benzol or alcohol.

- **Servicing**

Do not implement any servicing other than those means described in the manual. Refer all servicing to qualified service personnel only.

- Only use accessories/attachments or parts recommended by the manufacturer.

Introduction

GL206A series cabinets are multi-purpose plastic line array speakers including passive and active. The full-frequency main speaker is made of high-strength PP composite. Active series main speaker and subwoofer adopt active integrated design, with small size and light weight. Built-in DSP module have gain, crossover, equalization, delay, limit, program memory and other functions. With a number of preset calls, the DSP module control all speakers network through the 485 network interface. The speaker cabinet is convenient to install and can be adjusted independently. This series may adapt many kinds of sound reinforcement projects. This line array features 70Hz-20KHz frequency, flat frequency response and phase response, one 3 inch HF compression unit and two 6.5 inch LF units offer high headroom. Each speaker cabinet has a independent high-power amp and DSP.

The speaker cabinet can be adjusted independently. The speaker cabinet quantity can be configured according to actual requirements. The 6.5 inch LF unit of the line array uses an imported cone. HF part uses one 3 inch HF compression unit. They convert HF dome wave into the same phase plane wave to reduce the HF interference, and to improve the sound clearness at long distance. With the 120 degree constant directivity horn together, they generate consistent wave. The power amplifier uses high efficiency switching mode power supply, DSP module, for crossover, EQ, limit, delay, volume functions. DSP can be operated on the panel. The enclosure uses PP composite, light and rugged.

The line array cabinets are trapezoidal to reduce the gap between two cabinets to minimum, thus to reduce the useless sound area, and to minimize the side lobe. The line array uses accurate AI suspension system. The cabinet angle can be adjusted in a range 0°- 10° to meet the requirement of different applications. The G206SA line array cabinets features 40Hz-150KHz frequency, one powerful 15 inch LF unit. The speaker cabinet has a independently high-power amp and DSP. The speaker cabinet can be adjusted independently. The speaker cabinet quantity can be configured according to actual requirements. The G206SA power amp uses high-efficiency switching mode power supply, DSP module, for crossover, EQ, limit, delay, volume functions. DSP can be operated on the panel. The G206SA enclosure uses accurate AI suspension system to meet the requirement of different applications. Two handles are designed for easy transportation.

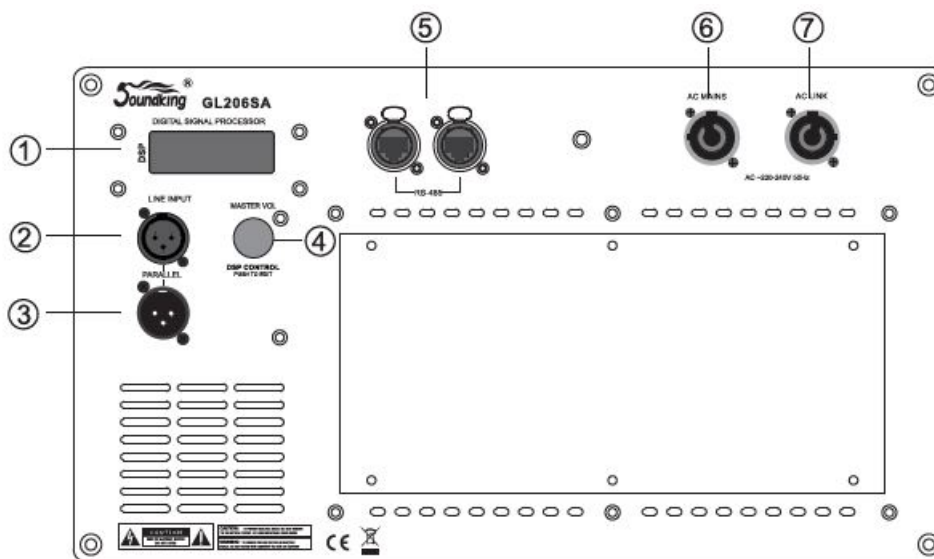
Application

- touring show
- large/medium/small stadium

- theatre and auditorium, etc

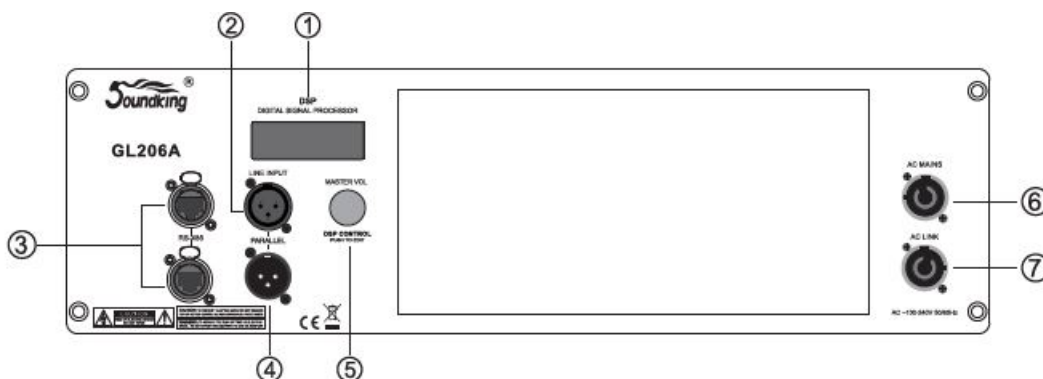
Function Introduction

GL206SA panel



1. **LCD DISPLAY**: LCD displays signal level, mode, 3 band EQ, low cut, delay, etc.
2. **LINE INPUT**: bal XLR to connect with the line out connector of CD player or mixer.
3. **PARALLEL**: bal XLR to parallel with INPUT connector to connect signal with another active speaker cabinet or other equipments.
4. **MASTER VOL/PRE-SET**: normally it adjusts master volume. Press once to enter menu, and select the function on LCD to adjust (mode, 3 band EQ, low cut, delay, etc.) NETWORK
5. CONNECTOR
6. **AC MAIN**: power socket;
7. **AC LINK**: power socket to link with next speaker cabinet.

GL206A panel



1. **LCD DISPLAY**: LCD displays signal level, mode, 3 band EQ, low cut, delay, etc.
2. **LINE INPUT**: bal XLR to connect with the line out connector of CD player or mixer.
3. NETWORK CONNECTOR
4. **PARALLEL**: bal XLR to parallel with INPUT connector to connect signal with another active speaker cabinet or

other equipments.

5. **MASTER VOL/PRE-SET**: normally it adjusts master volume. Press once to enter menu, and select the function on LCD to adjust (mode, 3 band EQ, low cut, delay, etc.)
6. **AC MAIN**: power socket;
7. **AC LINK**: power socket to link with next speaker cabinet.


Mounting: rack-hanging



hanging1



hanging2



supporting



stacking

Specification

- Model GL206A
- Type 2-way active line array full frequency
- Frequency response 70Hz~20kHz
- Horizontal coverage(-6dB) 100°
- Vertical coverage(-6dB) 10°
- LF unit 2×6.5" ferrite middle and bass unit
- HF unit 1×3" compression driver
- Amp power 400W+150W
- Max SPL 130dB
- Input sensitivity 0dB
- Voltage 230V/115V
- Dimension (W×H×D) 470×207×341 (mm)
- Weight 15kg
- material PP composite
- Model GL206SA
- Type active signal 15' ultralow frequency
- Frequency response 40Hz-150kHz
- LF unit 1×15" ferrite bass unit
- Amp power 1200W
- Max SPL 130dB
- Input sensitivity 0dB

- Voltage 230V
- Dimension (WxHxD) 474x506x673 (mm)
- Weight 41kg
- Material Birch plywood

DSP Function Introduction

GL206A


LEVEL 00dB	←	Level adjustment: -60dB~00dB
IN <div></div>	←	Level indication: level/limit/clip indication
EXIT	←	Exit
MODE: NORMAL	←	Mode: HF 0dB, HF+3dB, HF+6dB, HF-3dB, custom
LOW OUT: OFF	←	Low cut: OFF、80、100、120、150
HIGH EQ: 0dB	←	HF Eq: ±12dB
MID EQ: 0dB	←	MF Eq: ±12dB
LOW EQ: 0dB	←	LF Eq: ±12dB
DELAY: OFF	←	Input delay: 0~16mS
LCD DIM: ON	←	LCD DIM: ON-OFF
BRIGHT: 5	←	Contrast: 0~10
CONTRAST: 5	←	Bright: 0~10
ADDRESS: 1	←	RS-485 Address: 0~255
RESET	←	Reset
INFO	←	Production information
EXIT	←	Exit

GL206SA

LEVEL 00dB	←	Level adjustment -60~00dB
IN <div></div>	←	Level indication: level/ limit/ clip indication
EXIT	←	Exit
MODE: NORMAL	←	Mode: normal、 outdoor、 custom
DELAY: OFF	←	Input delay: 0~16mS
LCD DIM: ON	←	LED DIM: ON-OFF
BRIGHT: 5	←	Contrast: 0~10
CONTRAST: 5	←	Bright: 0~10
ADDRESS: 1	←	RS-485 address: 0~255
RESET	←	Reset
INFO	←	Product information
EXIT	←	Exit

All ights reserved to SOUNDKING. No part of this manual may be reproduced, translated or photocopied by any means for any purpose, without the written permission of soUNDKING. The information involved in this manual is subject to change without notice.

Documents / Resources

	<p>Soundking GL206SA Active Line Array Speaker [pdf] User Manual GL206A, GL206SA, GL206SA Active Line Array Speaker, GL206SA, Active Line Array Speaker, Line Array Speaker, Array Speaker, Speaker</p>
---	---