



Soundking G310S Line Array Speakers User Manual

[Home](#) » [Soundking](#) » Soundking G310S Line Array Speakers User Manual 

Contents

- [1 Soundking G310S Line Array Speakers](#)
- [2 SAFETY SYMBOLS](#)
- [3 Installation diagram](#)
- [4 Dimension](#)
- [5 Introduction](#)
- [6 Documents / Resources](#)
- [7 Related Posts](#)



Soundking G310S Line Array Speakers



SAFETY SYMBOLS

IMPORTANT

- The symbol is used to indicate that some hazardous live terminals are involved within this apparatus, even under normal operating conditions, which may be sufficient to constitute the risk of electric shock or death.
- The symbol is used in the service documentation to indicate that a specific component shall be replaced only by the component specified in that documentation for safety reasons.
- Protective grounding terminal
- Alternating current/voltage
- Hazardous live terminal
- **ON:** Denotes the apparatus is turned on
- **OFF:** Denotes the apparatus is turned off.
- **WARNING:** Describes precautions that should be observed to prevent the danger of injury or death to the operator.
- **CAUTION:** Describes precautions that should be observed to prevent danger of the apparatus.

Ventilation

- Do not block ventilation opening, failure to do so could result in fire. Please install according to the manufacturer's instructions.

Object and Liquid Entry

- Objects do not fall into and liquids are not spilled into the inside of the apparatus for safety.

Power Cord and Plug

- Protect the power cord from being walked on or pinched particularly at plugs, convenience receptacles, and the point where they exit from the apparatus. Do not defeat the safety purpose of the polarized or grounding-type plug. A polarized plug has two blades with one wider than the other. A grounding type plug has two blades and a third grounding prong.
- The wide blade or the third prong is provided for your safety.
- If the provided plug does not fit into your outlet, refer to electrician for replacement.

Power Supply

- The apparatus should be connected to the power supply only of the type as marked on the apparatus or described in the manual. Failure to do could result in damage to the product and possibly the user. Unplug this apparatus during lightning storms or when unused for long periods of time.
- Use only with the cart, stand, tripod, bracket, or table specified by the manufacturer, or sold with the apparatus. When a cart is used, use caution when moving the cart/apparatus combination to avoid injury from tip-over.

IMPORTANT SAFETY INSTRUCTIONS

- Read these instructions.
- Keep these instructions.
- Heed all warning.
- Follow all instructions.
- Water & Moisture
- The apparatus should be protected from moisture and rain, can not used near water, for example: near bathtub, kitchen sink or a swimming pool, etc.

Heat

- The apparatus should be located away from heat sources such as radiators, stoves or other appliances that

Fuse

- To prevent the risk of fire and damaging the unit, please use only of the recommended fuse type as described in the manual.
- Before replacing the fuse, make sure the unit turned off and disconnected from the AC outlet.

Electrical Connection

- Improper electrical wiring may invalidate the product warranty.

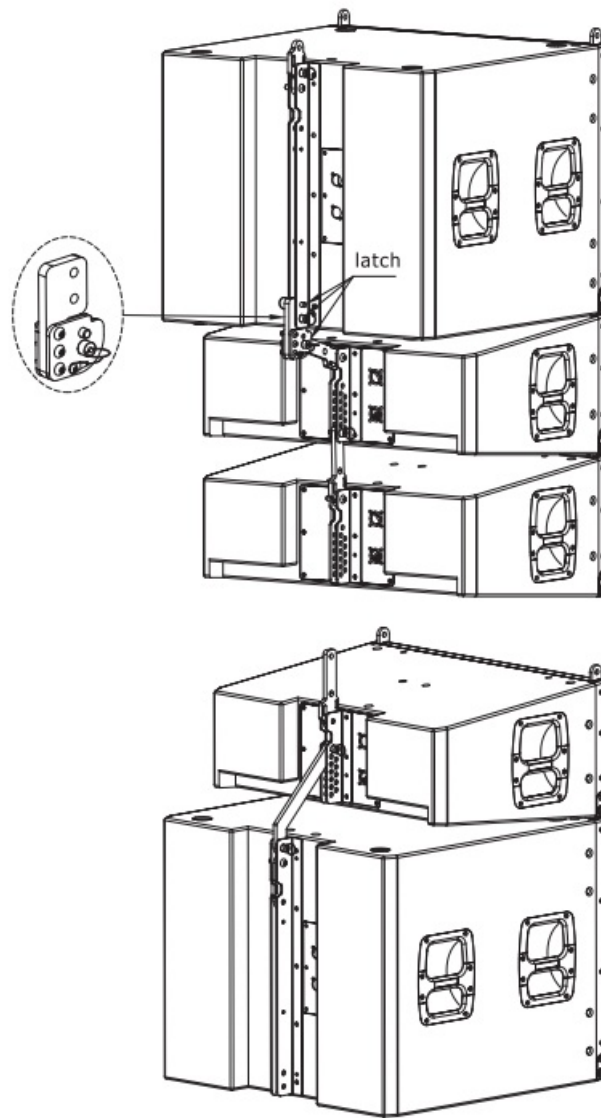
Cleaning

- Clean only with a dry cloth. Do not use any solvents such as benzol or alcohol.

Servicing

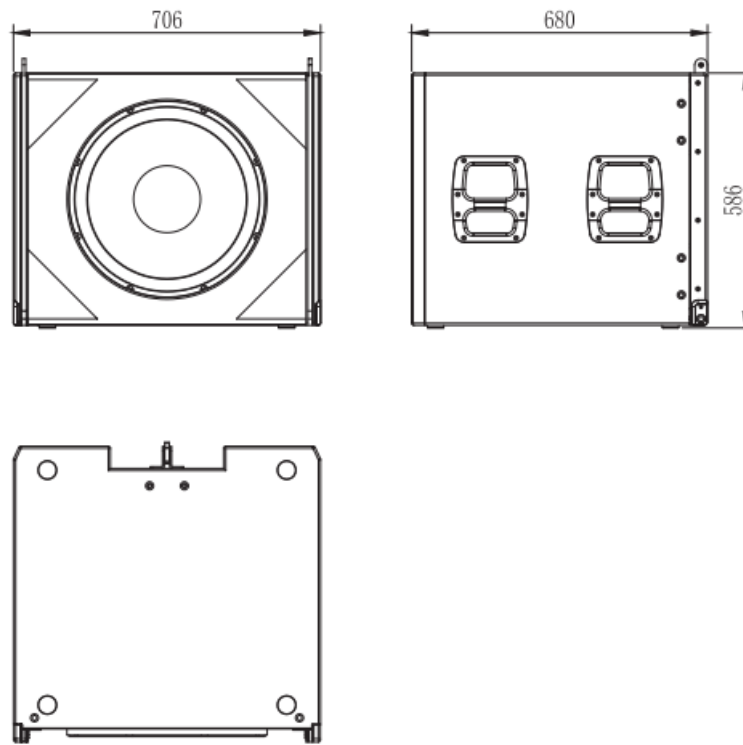
- Do not implement any servicing other than those means described in the manual. Refer all servicing to qualified service personnel only.
- When this product is powered on and in working state, do not connect or disconnect power supply, speaker or height adjustment column, otherwise it can cause the device to bum out.

Installation diagram



Model	G310S
Type	Line array subwoofer
Frequency response	35Hz ~ 180Hz (- 10dB) 40Hz ~ 150Hz (± 3dB)
LF transducer	1×18" / 4" VC
Sensitivity (1W@1 m)	99dB
Nominal impedance	80
Power (AES)	1000W
Max. SPL	135dB(peak)
Dimension (WxHxD)	706x580x460(mm)
Weight	53kg

Dimension



Introduction

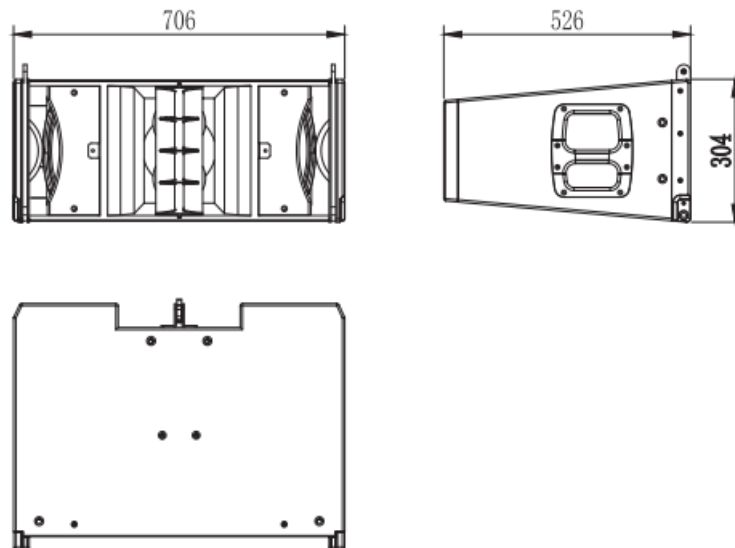
- The G310 line array speaker is a large 2-ch driven 3-way system. Provides a frequency range of 50Hz-20KHz. Two Italian B&C custom 76mm (voice coil) ferromagnetic tweeter compression units, an 8-inch ferromagnetic midrange unit and two 10-inch ferromagnetic woofers form a combination with a great dynamic margin, and greatly reduce the weight of the cabinet while provides a very high sound pressure ratio.
- The mid-low transducer of the G310 uses a pair of high-power 10-inch paper cone ferromagnetic woofers. The mid-frequency part consists of a high-sensitivity 8-inch ferromagnetic mid-range unit, which is installed behind the tweeter to form a coaxial structure. The midrange front-loaded horn improves directivity and increases midrange high-end sensitivity, while greatly reducing driver distortion, creating a low-curvature wavefront. The high-frequency transducer uses two Italian B&C custom 76mm (voice coil) ferromagnetic tweeter compression units, and converts the high-frequency audio waveform from spherical wave to equal-phase plane wave through a plane wave converter, which greatly reduces the high-frequency interference effect and makes Sound clarity is greatly improved at long distances. At the same time, a 90-degree exponential curve constant-direction horn is combined to generate a consistent wavefront.
- The enclosure of G310 is trapezoidal, and the gap between the enclosures has been reduced to a minimum. The adjustable angle of each enclosure is 0-10 degrees, and can be adjusted every degree. The G310 is equipped with a precision flying system.
- The angle of connection between the enclosures can be adjusted at any angle between 0 and 10 degrees to meet the needs of different occasions. It adopts a flush embedded handle and is installed on the surface of the speaker. The handle is completely suitable for ergonomics, beautiful and easy to carry. The surface is wear-resistant black gold sand paint.

Applications:

- Large and medium mobile performances

- Large and medium sports venues
- Theaters and auditoriums, etc.

Model	G310
Type	2- ch 3way passive line array speaker
Frequency response	50Hz 20KHz (- 10dB) 60Hz 18KHz (\pm 3dB)
Coverage	90° (H) x10° (V)
LF transducer	2×10"/3" VC/Nd magnet
MF transducer	1×8"/2" VC/Nd magnet
HF transducer	2×3" compression drive/Nd magnet B&C custom
Sensitivity (1W@1 m)	LF : 99dB MHF : 110dB
Nominal impedance	LF: 160 MHF: 160
Rated power	LF: 900W MHF:400W
Max. SPL	LF:135dB (peak) MHF:142dB (peak)
Recommend crossover	250Hz
Dimension (WxHxD)	706x304x526(mm)
Weight	34kg
Angle	0/1/2/3/4/5/6/7/8/9/10° adjustable



Introduction

- The G31 OS is a single 18" ported subwoofer that matches the G310 speaker with the low frequency response of an extensible system.
- The G31 OS subwoofer uses a high-power ultra-bass transducer, and there is no airflow noise when the ordinary subwoofer is dynamic. A high-performance 18" driver, using a 100mm voice coil paper cone, with a frequency response range as low as 40Hz (t3dB), the G31 OS has high-efficiency and wide-range dynamic


output.

- The G31 OS can perfectly match the G310 by hanging, ground stacking, etc. use. G31 OS is made of high-strength birch composite plywood. Multiple reinforcement structures are used inside the cabinet to fully reduce the energy loss caused by resonance, making the low frequency more powerful and more impactful under high power and high sound pressure. The double handles on both sides of the speaker are easy to carry, and the surface is sprayed with scratch-resistant high-hardness black gold sand paint

Applications:

- Large and medium mobile performance
- Small and Medium Stadiums
- Theaters, auditoriums, etc.
- WWW.SUNDKING.COM
- All rights reserved to SOUNDING. No part of this manual may be reproduced, translated, or photocopied by any means for any purpose, without the written permission of SOUNDING.
- The information involved in this manual is subject to change without notice.

Documents / Resources

	Soundking G310S Line Array Speakers [pdf] User Manual G310, G310S, G310S Line Array Speakers, G310S, Line Array Speakers, Array Speakers, Speakers
--	---

[Manuals+](#).