




SoundCore Motion Boom Portable Speaker A3118 User Manual

[Home](#) » [Support](#) » SoundCore Motion Boom Portable Speaker A3118 User Manual 

Contents

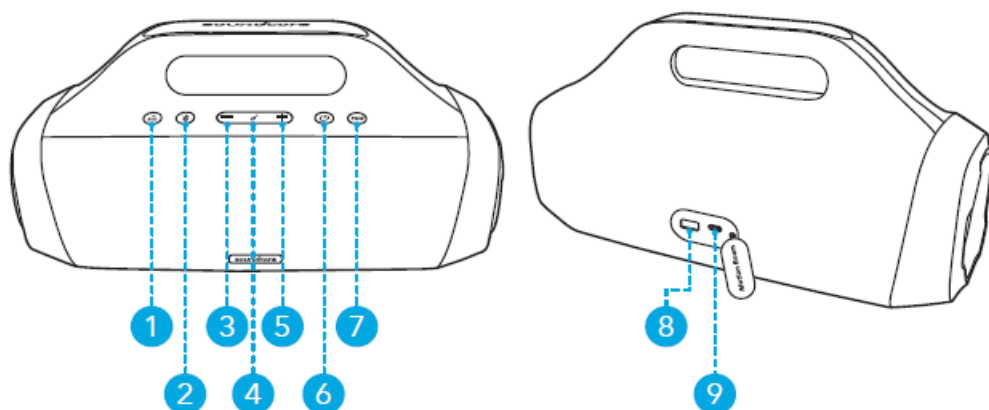
- [1 SoundCore Motion Boom Portable Speaker A3118](#)
- [2 At a Glance](#)
- [3 Charging](#)
- [4 Powering On/Off](#)
- [5 Related Posts](#)

SoundCore Motion Boom Portable Speaker A3118



USER MANUAL

At a Glance

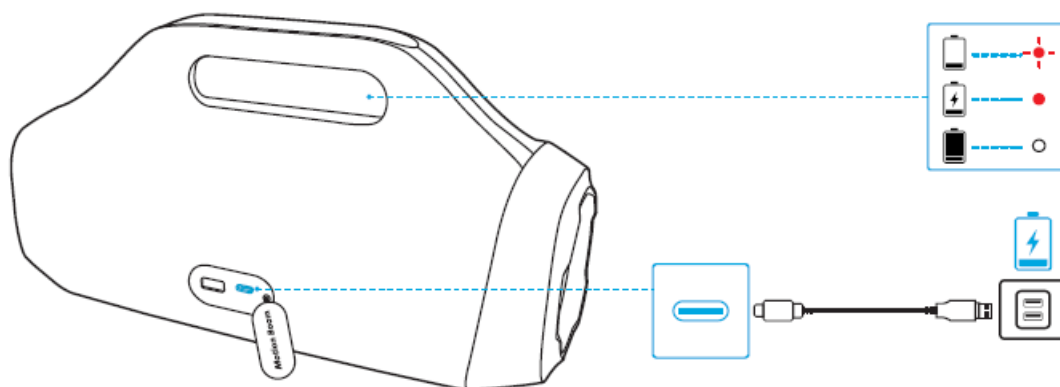


1. Bass button
2. Bluetooth button
3. Volume down button
4. Multi-function button
5. Volume up button
6. Power button
7. TWS button
8. USB-A port for charging out
9. USB-C port for charging in

Charging

Charge your Speaker

- Use a certified USB-C cable and charger to prevent any damage.
- Fully charge this speaker before the first use to prolong the lifespan of the built-in battery.
- Disconnect this speaker from the charger when fully charged. Do not charge for extended periods.



	Flashing red	Low battery
	Steady red	Being charged
	Steady white	Fully charged

Charge your USB Devices

Charge your USB devices through the USB-A charging port.

Powering On/Off

Manuals+.