



soundcore CS 05 Space One Headphone User Manual

[Home](#) » [Soundcore](#) » soundcore CS 05 Space One Headphone User Manual 

Contents

- 1 [soundcore CS 05 Space One Headphone User Manual](#)
- 2 [SUPPORT](#)
- 3 [APP](#)
- 4 [WEARING](#)
- 5 [CHARGING](#)
- 6 [POWERING ON & PAIRING](#)
- 7 [MULTIPOINT CONNECTION](#)
- 8 [BUTTON CONTROLS](#)
- 9 [NOISE CANCELLATION](#)
- 10 [TRANSPARENCY](#)
- 11 [EASY CHAT](#)
- 12 [WEARING DETECTION](#)
- 13 [LDAC](#)
- 14 [WIRED LISTENING](#)
- 15 [RESET](#)
- 16 [LED LIGHT GUIDE](#)
- 17 [Read More About This Manual & Download PDF:](#)
- 18 [Documents / Resources](#)
 - 18.1 [References](#)

soundcore CS 05 Space One Headphone User Manual



SUPPORT



Please visit www.soundcore.com/support for more information.

APP



Google Play and the Google Play logo are trademarks of Google Inc.



Apple and the Apple logo are trademarks of Apple Inc.



Download the soundcore app to switch ambient sound modes, adjust EQ settings, update firmware, and explore

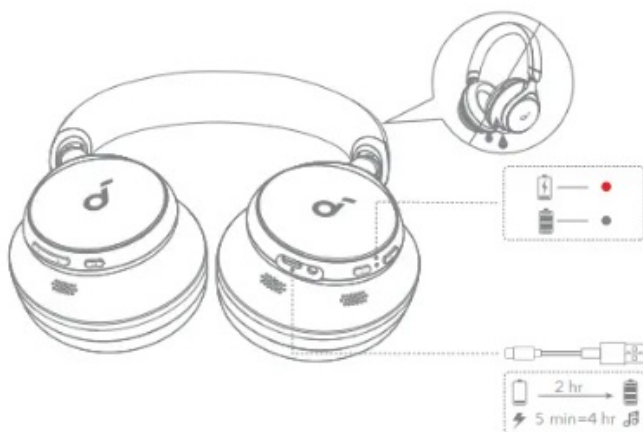
more.

WEARING



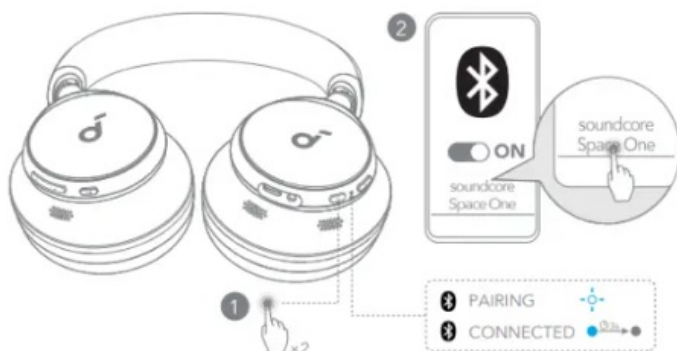
Wear the headphones with the “L” logo on your left ear and “R” logo on your right ear. Adjust the length of the headband for a comfortable fit.

CHARGING



Fully dry the USB port before charging.

POWERING ON & PAIRING

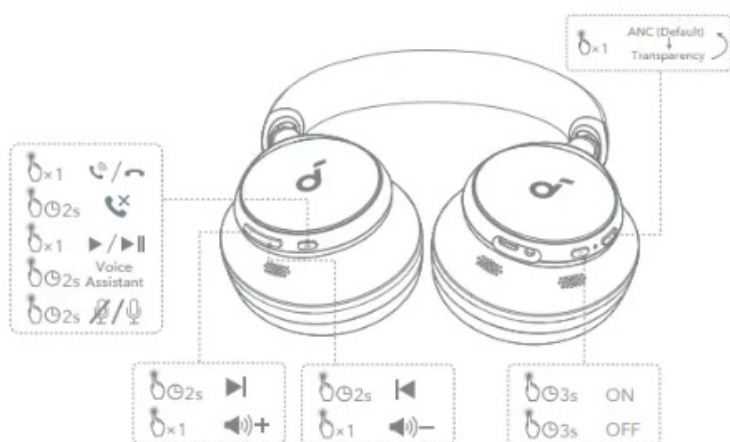


Auto Pairing: Press and hold the power button for 3 seconds to power on. The headphones will automatically

enter Bluetooth pairing mode when connecting for the first time. Select “soundcore Space One” on your device’s Bluetooth list to connect.

Google Fast Pairing: Enjoy instant pairing with your Android smartphone (running Android 6.0 and above) via Fast Pair enabled by Google.

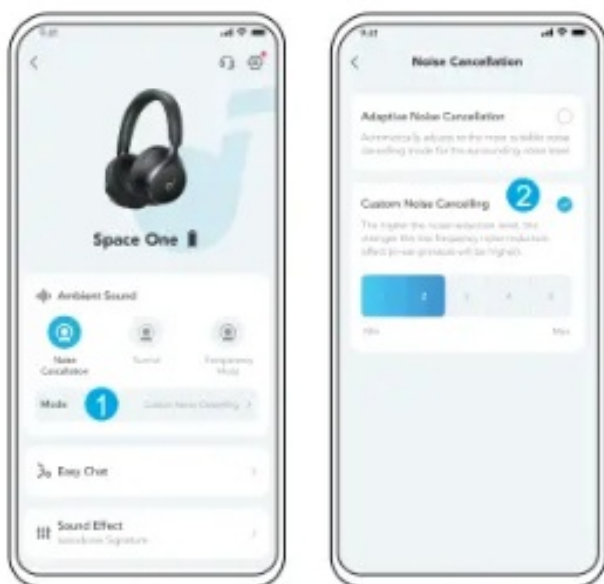
MULTIPOINT CONNECTION



The headphones can connect with two devices at the same time.

When already connected to one device, press the power button twice to pair with another device.

BUTTON CONTROLS

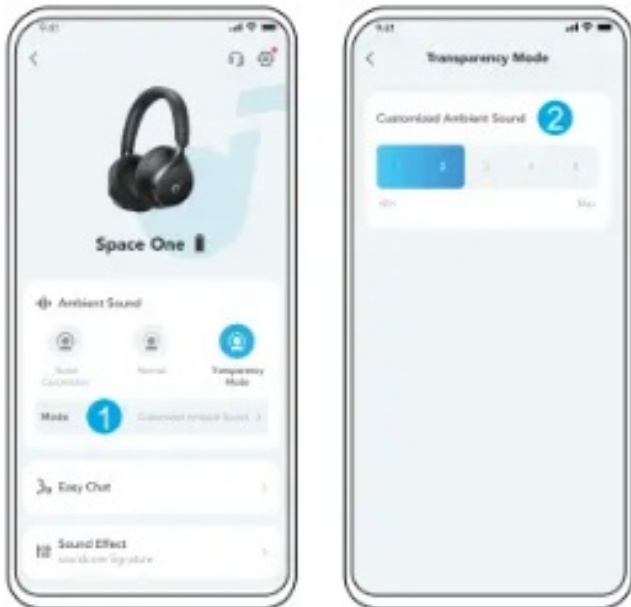


* You can enable Normal mode in the soundcore app.

x1: Press once x2: Press twice

2s: Press and hold for 2 seconds 3s: Press and hold for 3 seconds

NOISE CANCELLATION



To reduce ambient noise, switch to noise cancellation (default) via the NC button and customize it in the soundcore app.

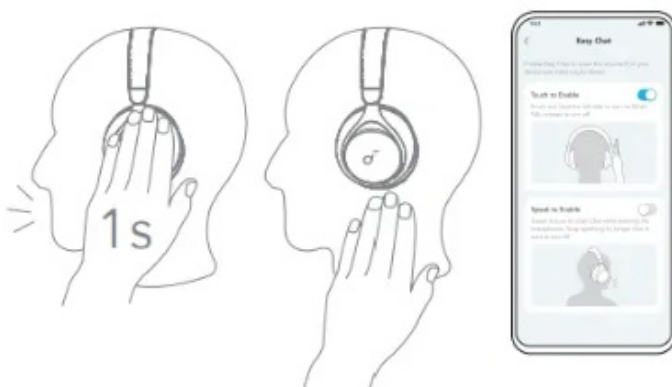
- Adaptive Noise Cancelling: Adjust the level of noise cancellation automatically for various scenarios.
- Custom Noise Cancelling: Set the level of noise cancellation manually.

TRANSPARENCY

To stay aware of your surroundings while listening to music, switch to transparency mode via the NC button and customize it in the soundcore app.

- Custom Transparency Mode: Set the level of transparency manually.

EASY CHAT

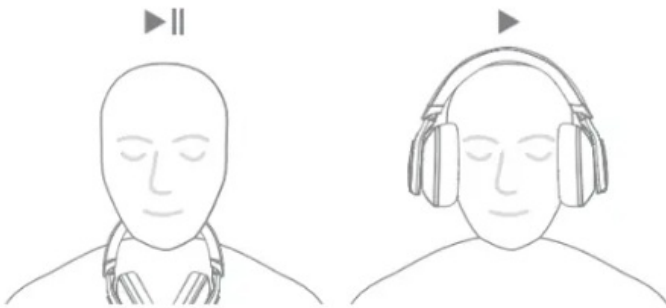


Easy Chat mode automatically lowers the volume of music and amplifies the voice of the person you're talking to so that you can communicate without taking the headphones off.

- To activate Easy Chat, hold the left panel for 1 second until you hear a notification sound. Turn off this mode by releasing your hand. (Default)

- You can also enable Easy Chat in the soundcore app. Easy Chat will automatically turn on when you're talking, and off when you stop talking for 10 seconds.

WEARING DETECTION



Auto-pause music playback when removing the headphones, wear them again to resume.

*You can disable Wearing Detection in the soundcore app.

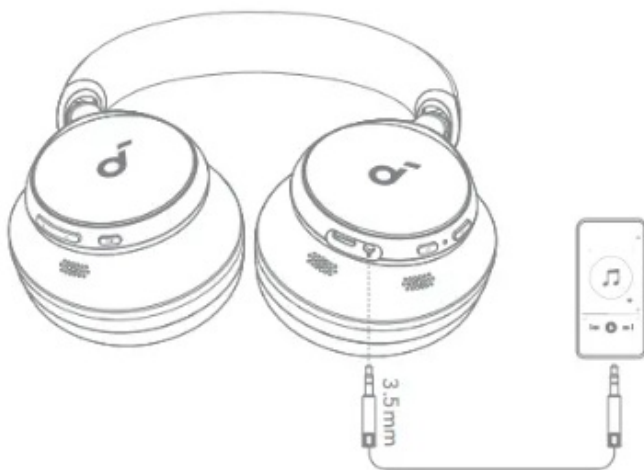
LDAC



Enable LDAC in the soundcore app for higher-quality audio.

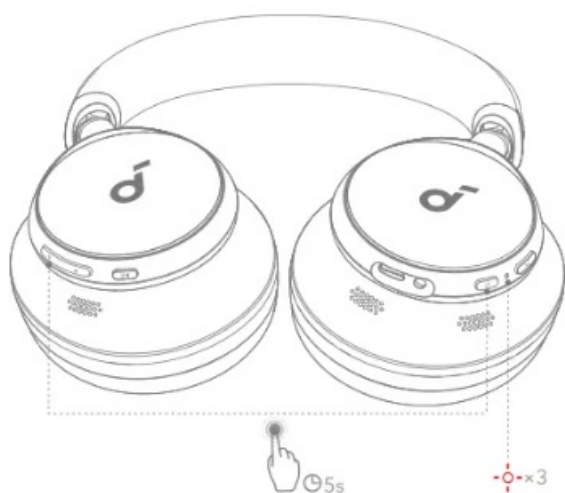
*Only available on devices powered by Android 8.0 or later.

WIRED LISTENING



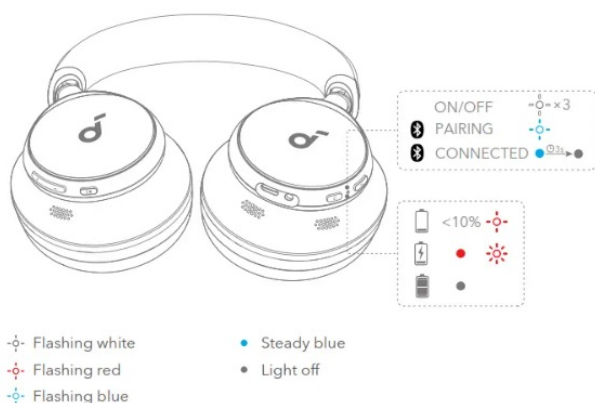
Play audio on an external device by plugging in a 3.5mm AUX cable. Wired listening will automatically turn off Bluetooth mode.

RESET



Press and hold the volume up and power button simultaneously for 5 seconds until the LED flashes red three times.

LED LIGHT GUIDE



Customer Service

18-month limited warranty

Lifetime technical support

Our warranty is additional to the legal rights consumers have buying this product.

service@soundcore.com

support.mea@soundcore.com (For Middle East and Africa Only)

support@anker.com

+1 (800) 988 7973 (US/Canada)

+44 (0) 1604 936200 (UK)

+49 (0) 69 9579 7960 (DE)

+971 8000320817 (UAE)

Input: 5V 0.58A

Playtime (varies by volume level and content): Up to 40 hours (ANC on); Up to 55 hours (ANC off)



@soundcoreaudio




@soundcoreaudio



@soundcoreaudio

Read More About This Manual & Download PDF:

Documents / Resources

	<p>soundcore CS 05 Space One Headphone [pdf] User Manual CS 05, CS 05 Space One Headphone, Space One Headphone, Headphone</p>
---	---

References

- [TCO Certified - the world's leading sustainability certification for IT products](#)
- [User Manual](#)

[Manuals+.](#) [Privacy Policy](#)

This website is an independent publication and is neither affiliated with nor endorsed by any of the trademark owners. The "Bluetooth®" word mark and logos are registered trademarks owned by Bluetooth SIG, Inc. The "Wi-Fi®" word mark and logos are registered trademarks owned by the Wi-Fi Alliance. Any use of these marks on this website does not imply any affiliation with or endorsement.