



soundcore 318A6610Z2 A10 Noise Blocking Wireless Earbuds User Manual

[Home](#) » [Soundcore](#) » soundcore 318A6610Z2 A10 Noise Blocking Wireless Earbuds User Manual 

soundcore 318A6610Z2 A10 Noise Blocking Wireless Earbuds User Manual



Contents

- 1 APP
- 2 WEARING
- 3 CHARGING
- 4 POWERING ON & PAIRING
- 5 RE-PAIRING
- 6 SELECTING LISTENING MODE
- 7 SMART VOLUME CONTROL
- 8 SLEEP DETECTION
- 9 CONTROLS
- 10 POWERING OFF
- 11 RESET
- 12 LED LIGHT GUIDE
- 13 FIRMWARE UPDATE
- 14 SPECS
- 15 Documents / Resources
 - 15.1 References
- 16 Related Posts

APP



Google Play and the Google Play logo are trademarks of Google Inc.



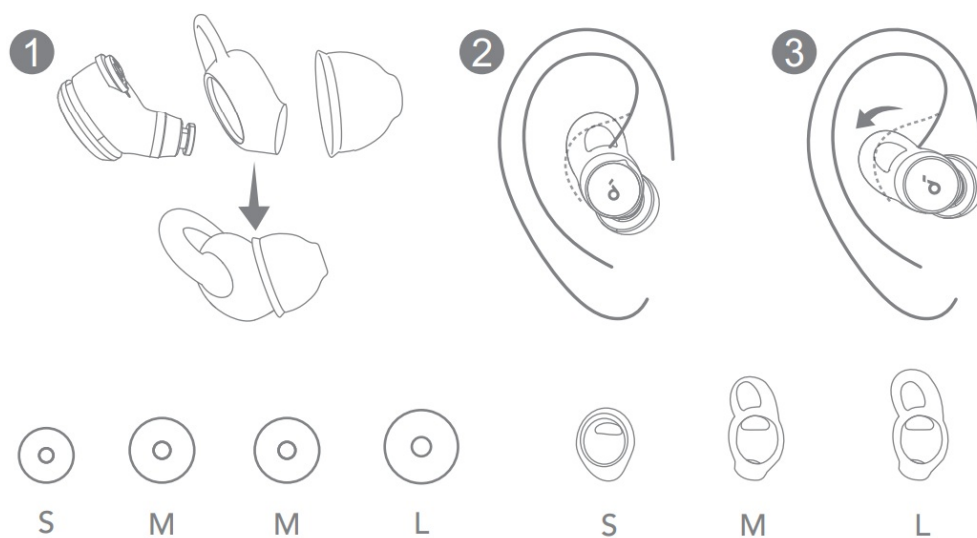
Apple and the Apple logo are trademarks of Apple Inc.



Download the soundcore app to customize controls, listen to soothing sounds, manage your sleep, update firmware, and explore more.

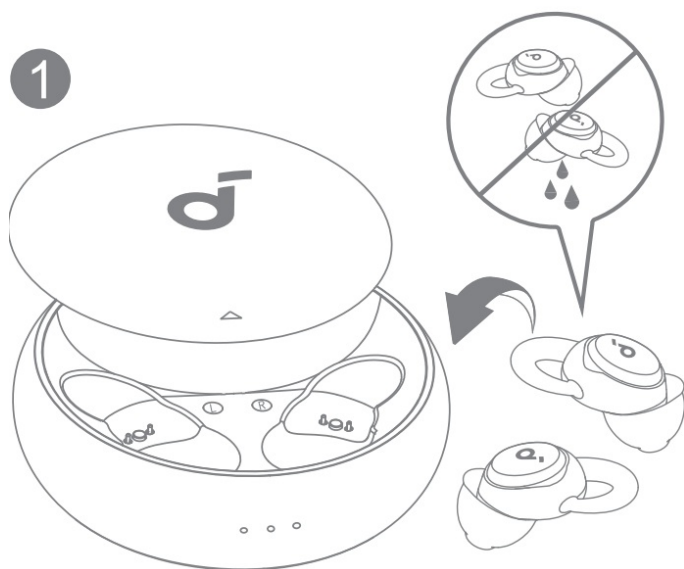
If your earbuds cannot connect with the soundcore app, update it to the latest version in your mobile app store.

WEARING

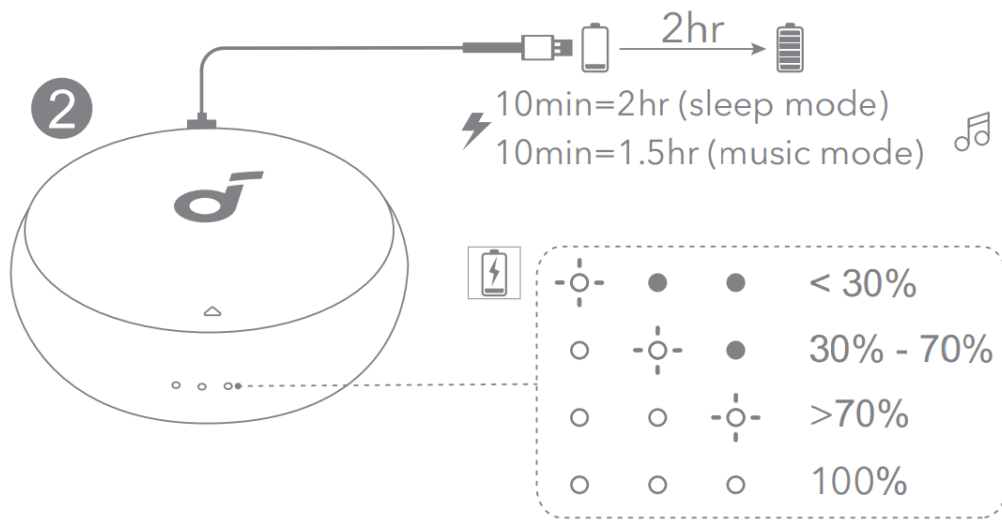


Choose the ear tips and ear wings that fit your ears best. Twist the earbuds until the ear wings are wedged against the ridge of your ears.

CHARGING



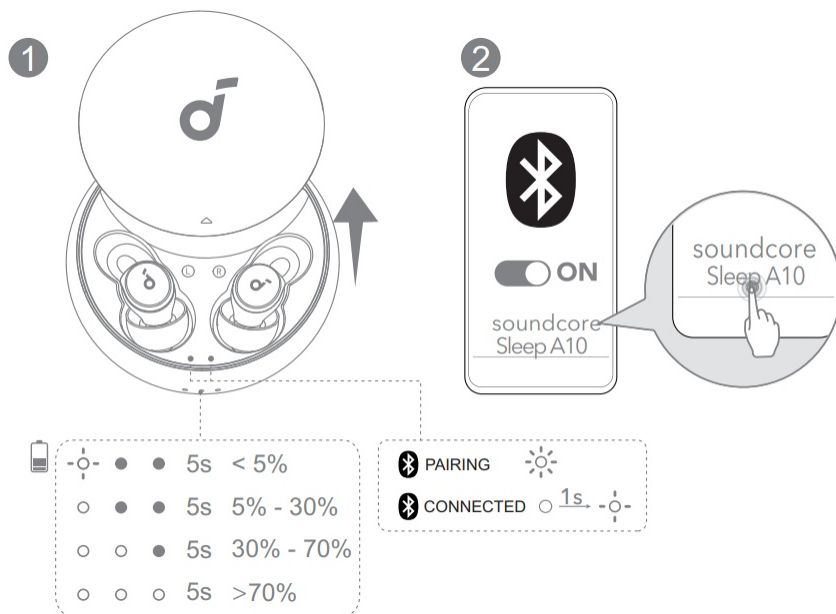
1. Place the earbuds in the charging case and close it.
 - Fully dry off the earbuds and the USB charging port before charging.



2. Connect the charging case to the power supply by using an original or certified USB-C charging cable.

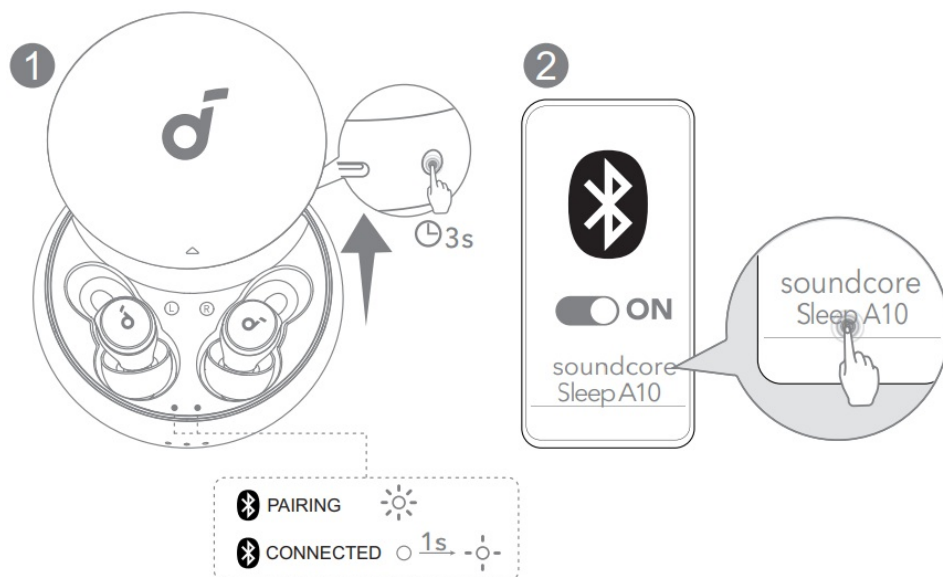
- It is recommended that you charge the earbuds with a 5V charger (not included).
- Fully charge both the earbuds and the charging case before the first use.

POWERING ON & PAIRING



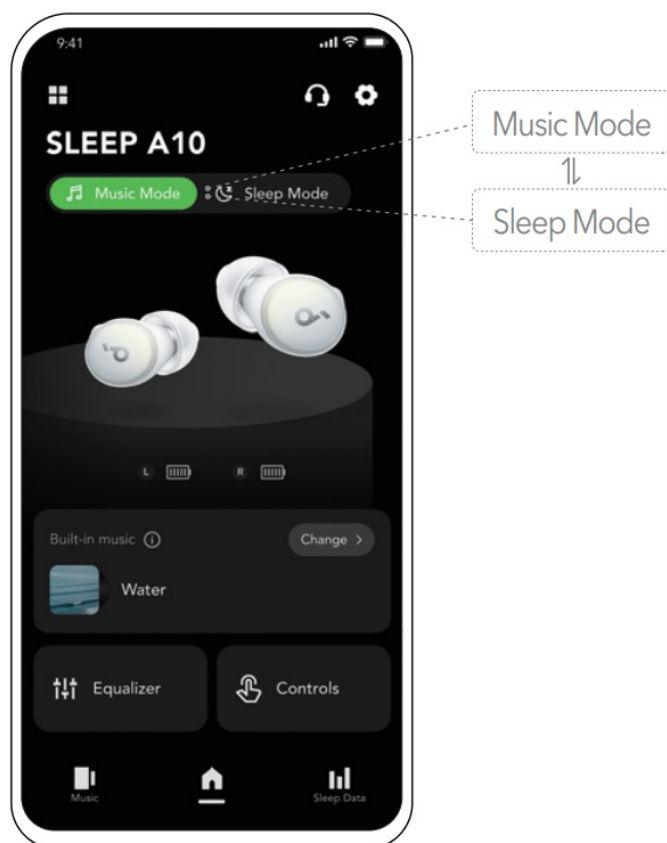
Open the charging case, the earbuds will automatically power on and enter pairing mode. Select “soundcore Sleep A10” on your device’s Bluetooth list to connect.

RE-PAIRING

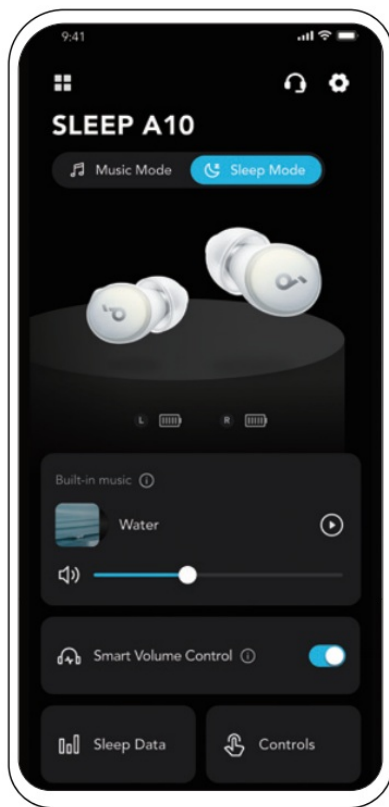


Pairing with another device: Place the earbuds in the charging case and leave the case open. Press and hold the button on the case for 3 seconds to enter pairing mode.

SELECTING LISTENING MODE

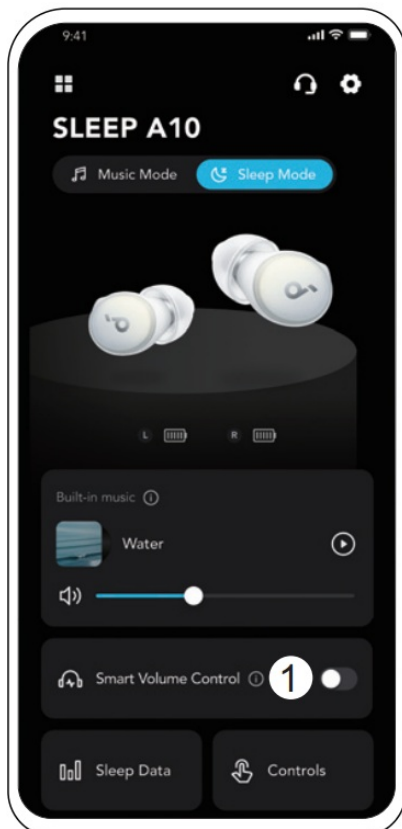


You can switch between Music Mode and Sleep Mode via the soundcore app or by tapping the left earbud twice.



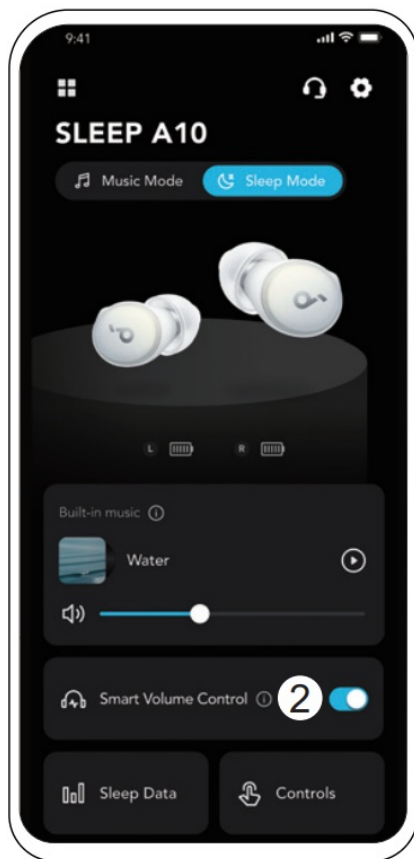
- Music Mode: Play soothing sounds from soundcore app, or connect to your favorite apps for more audio content.
- Sleep Mode: Listen to the soothing sounds downloaded onto your earbuds without having to interact with apps.

SMART VOLUME CONTROL



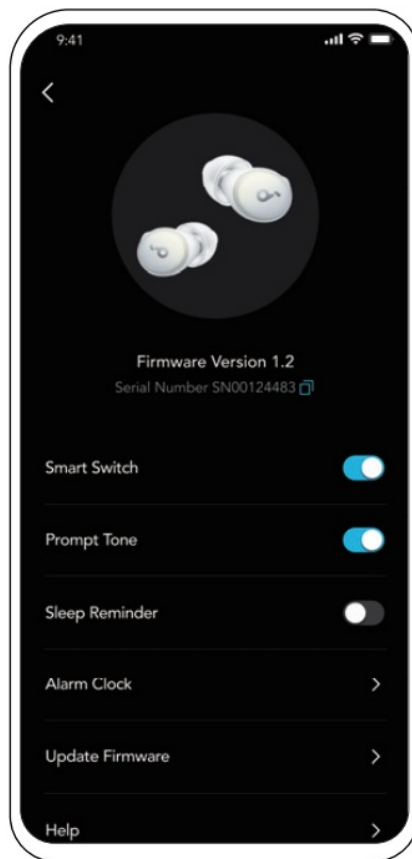
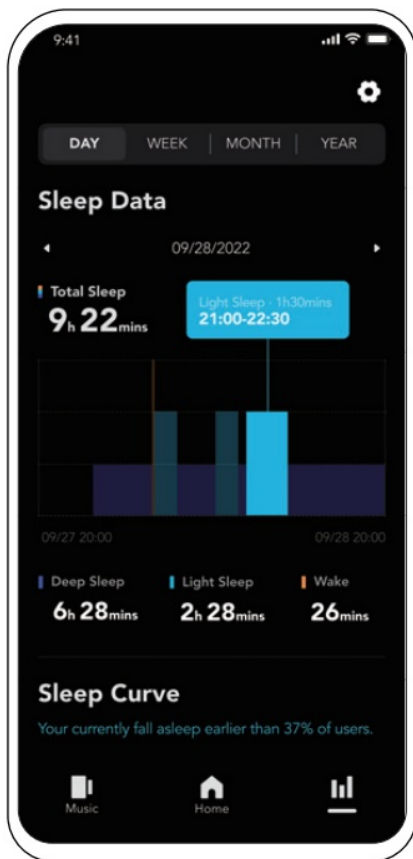
Sleep A10 adopts noise masking instead of noise cancelling. Noise masking covers up noise with selected

sounds, while noise cancelling offsets noise using sound waves.



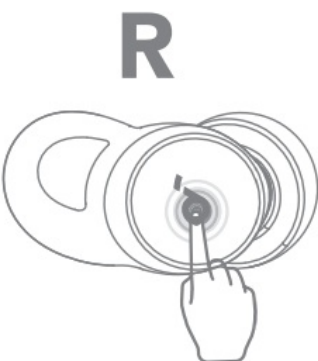
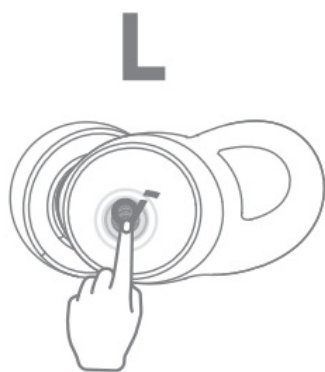
You can enable Smart Volume Control to adjust volume automatically depending on the noise levels. This feature is only available in Sleep Mode

SLEEP DETECTION





- Sleep Monitoring: The earbuds can monitor your sleep and provide a sleep quality report.
- Smart Switch: Enable this feature to automatically switch to Sleep Mode when you fall asleep.

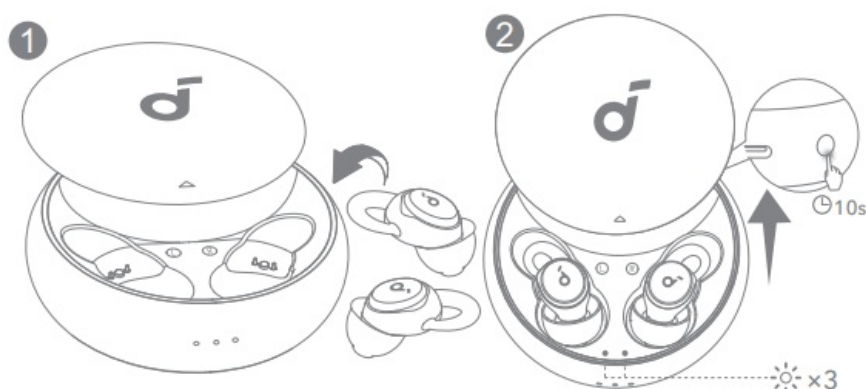
CONTROLS



You can customize more controls in the soundcore app. Please note that Sleep A10 does not have a touchpad so you need to double-tap with a bit of force for it to recognize the command.

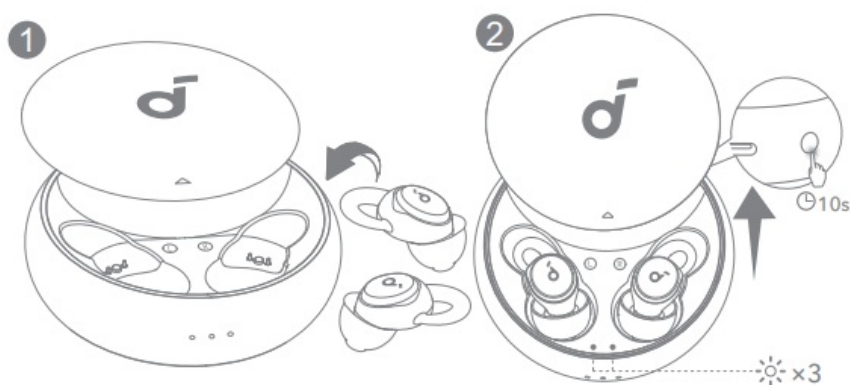
	Switch listening modes (Music Mode / Sleep Mode)	Tap twice firmly (L)
	Play / Pause	Tap twice firmly (R)

POWERING OFF



To power off, place the earbuds in the charging case and close it. The earbuds will automatically power off after 10 minutes if they are not connected. The duration can be set in the soundcore app.

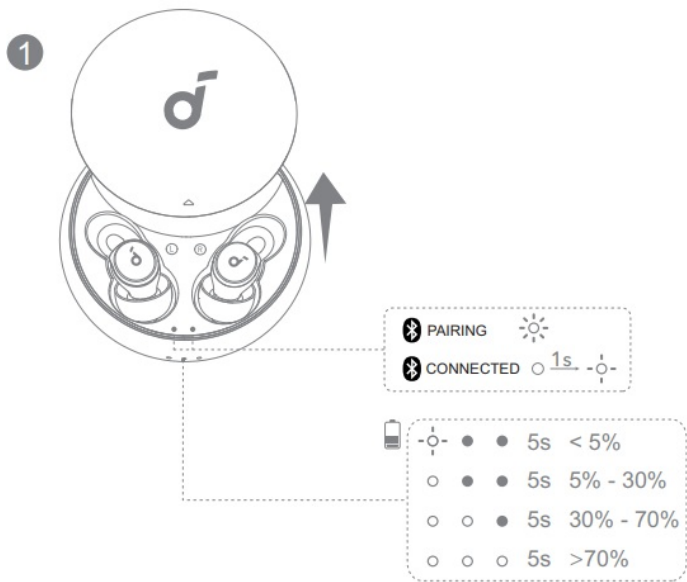
RESET



Reset if the earbuds have issues pairing with each other or with other devices.

Delete the pairing history from your Bluetooth device first. Place the earbuds in the charging case and leave the case open. Press and hold the button on the charging case for 10 seconds until the LED indicators rapidly flash white 3 times.

LED LIGHT GUIDE



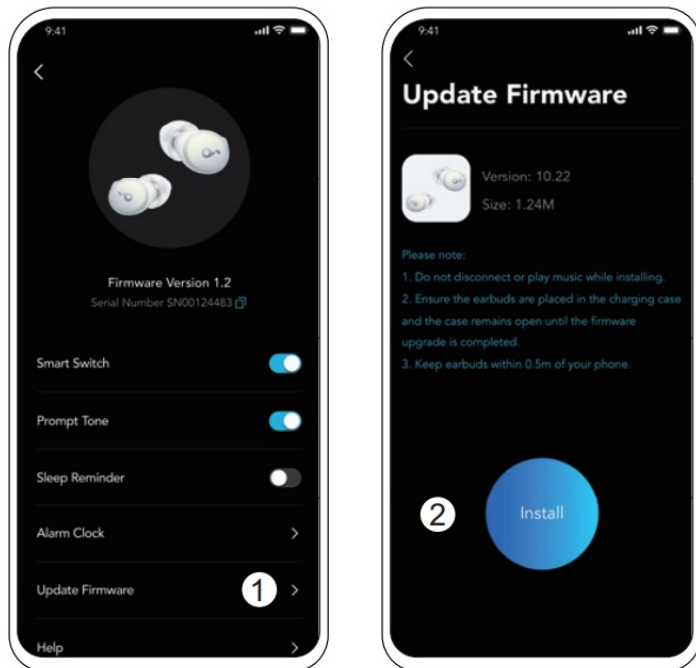
Flashing white rapidly

Flashing white slowly

Steady white

Light off

FIRMWARE UPDATE



You will be informed once the new version of firmware is detected when you connect the earbuds with the app. Ensure the earbuds are placed in the charging case and the case remains open until the firmware update is completed. During the update, ensure the earbuds are being charged and avoid any usage.

SPECS

Specifications are subject to change without notice.

Input 5V: 0.5A

Rated output power: 2.2mW

Battery capacity: 25mAh x 2 (earbuds); 580mAh (charging case)

Charging time: Up to 2 hours

Playtime (Music Mode): Up to 6 hours (Total 47 hours with the charging case)

Playtime (Sleep Mode): Up to 10 hours (Total 80 hours with the charging case)

Driver unit: 5mm dynamic driver

Frequency response: 20Hz – 20kHz

Impedance: 16

Waterproof level (earbuds): IPX4

Bluetooth version: 5.2

Bluetooth range: 10m / 33ft

Phone call function is not supported on soundcore Sleep A10. Please use your mobile phone to answer a call.



service@soundcore.com



+1 (800) 988 7973 (US/Canada)

+44 (0) 1604 936200 (UK)

+49(0)69 9579 7960 (DE)

Input: 5V 0.5A

Playtime (varies by volume level and content):

Music mode: Up to 6 hours (Total 47 hours with charging case)

Sleep mode: Up to 10 hours (Total 80 hours with charging case)

Anker Innovations Limited

Room 1318-19, Hollywood Plaza, 610 Nathan Road, Mongkok, Kowloon, Hong Kong

The following importer is the responsible party (contract for EU and UK matters) Anker Technology (UK) Limited

GNR8, 49 Clarendon Road, Watford, Hertfordshire, WD17 1HP, United Kingdom

Anker Innovations Deutschland GmbH

Georg-Muche-Strasse 3, 80807 Munich, Germany



The Bluetooth® word mark and logos are registered trademarks owned by the Bluetooth SIG, Inc. and any use of such marks by Anker Innovations Limited is under license. Other trademarks and trade names are those of their respective owners.

FCC ID: 2AOKB-A6610L



IC: 23451-A6610L

R210-192749

FCC ID: 2AOKB-A6610R



IC: 23451-A6610R

R210-192758

For FAQs and more information, please visit:

soundcore.com/support



@soundcoreaudio




@soundcoreaudio



@soundcoreaudio

soundcore

Documents / Resources

	<p>soundcore 318A6610Z2 A10 Noise Blocking Wireless Earbuds [pdf] User Manual 318A6610Z2 A10 Noise Blocking Wireless Earbuds, 318A6610Z2, A10 Noise Blocking Wireless Earbuds, Noise Blocking Wireless Earbuds, Blocking Wireless Earbuds, Wireless Earbuds, Earbuds</p>
---	--

References

- [Soundcore EN](#)
- [Soundcore EN](#)