

Soul Electronics SCL04-01 Sync Conference Speaker User Manual

[Home](#) » [Soul Electronics](#) » Soul Electronics SCL04-01 Sync Conference Speaker User Manual

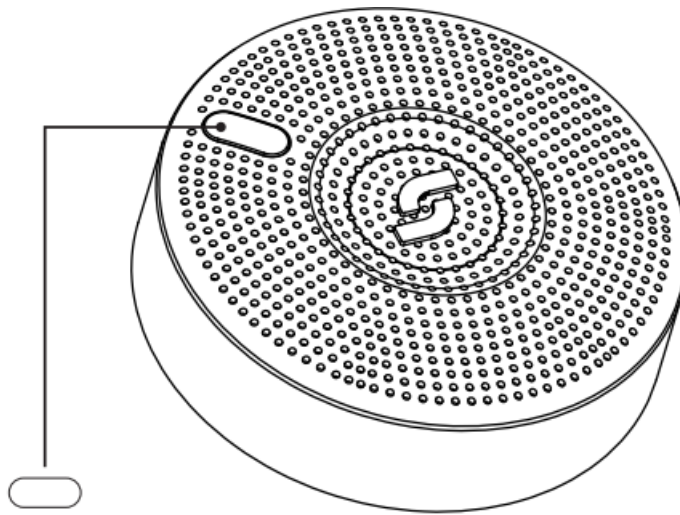


Contents [[hide](#)]

- [1 Soul Electronics SCL04-01 Sync Conference Speaker](#)
- [2 Documents / Resources](#)
- [3 Related Posts](#)

Soul Electronics SCL04-01 Sync Conference Speaker

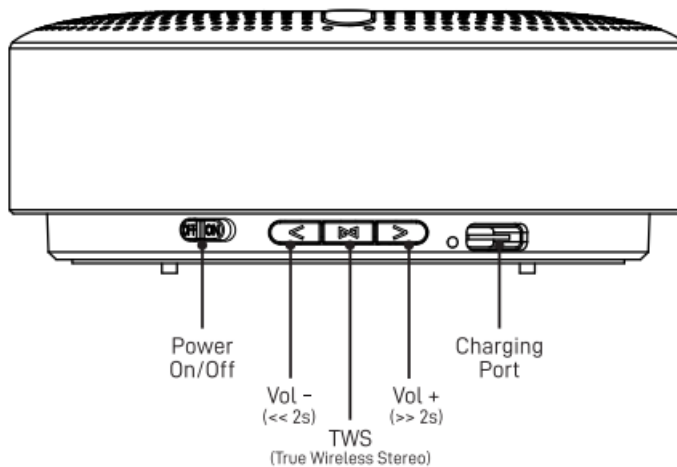
SYNC COF1ferenceS,oeokerwith Mic offers crystal clear sound on both ends of the cal\ for efficient meeting.



Multifunction Button:

Answer / End Call

Music Play / Pause



Pairing Bluetooth Device to Your Speaker

In order to pair your Bluetooth Audio Device to your Bluetooth Mobile Speaker for the first time, follow the steps below:

1. Make sure your Bluetooth Audio Source is held within three meters of your speaker.
2. Slide the ON/OFF on your speaker to the ON position(dial it to the right). The LED light will blink blue to indicate that you have entered pairing status.
3. Go to the Bluetooth Manager of your Bluetooth Audio Source. Please refer to the User's Manual of your Bluetooth Audio Source for more information.
4. Search Bluetooth devices and select your speaker to start connecting. Look for the name "SYNC SCL04".
5. Once paired, the blue LED light will be solid, and you can use your speaker to listen to audio from your Bluetooth Sound Source.



Bluetooth Disconnection

Press and hold "Phone Button" to disconnect the Bluetooth Mode.

Using the Hands-Free Function

When an iPhone or other smartphone is connected to your speaker follow the steps below to take calls hands-free.

1. Press "Phone Button" to pick up the call.
2. Press and hold "Phone Button" for 2 sec to reject the call.

3. During a call, Press "  " Phone Button x1 to mute/unmute the microphone.
4. During a call: Press and hold "  " the Phone Button for 2 sec to end the call.

True Wireless Stereo Macia

If you have two pieces of SYNC CONFERENCE SPEAKERS, you can use TWS to achieve wireless stereo combined playing music.

1. Make sure two SYNC CONFERENCE SPEAKERS are without any Bluetooth connection
 2. z. Power on both speakers, and press the TWS button on one of the speakers, the two speakers will connect automatically with separate tones. When blue LEDs blink on one speaker and the blue LED keeps solid on the other one, it means the TWS connection is successful.
 3. 3. Then you can search Bluetooth Device and select 'SYNC SCL04'.
- Bluetooth Disconnection: Press TWS to disconnect the Bluetooth Macie.

Multi-point Mode

1. Powering on, then two mobile phones can be connected to the speaker at the same time.
2. 2. Press the play/ pause button to play. If you switch by phone, you must pause one phone before the other phone can play:


NUMBER OF DRIVER	1 x dynamic
BATTERY REQUIREMENTS	700mAh LI-Ion LI-Ion Polymer with NTC
BLUETOOTH SPECIFICATIONS	
CHIPSET / VERSION	BT5.0
PROFILES	AVRCP, A2DP , HFP
CODEC	SBC
BLUETOOTH RANGE	33ft
MICROPHONE	YES
BATTERY LIFE (TALK / MUSIC)	~12hours
STANDBY TIME	110hours
CHARGING TIME	2hrs
INCLUDED ACCESSORIES	
USB CHARGING CABLE	YES (Type-C)

PRODUCT SPECS	
BRAND	SYNCLABCO
MODEL NAME	SYNC Conference Speaker
FEATURES	
MULTI-POINT CONNECTION	YES
SPECIAL FEATURES	TWS, Multi-point
TECHNICAL SPECS	
MULTI COLOR	3 Colors: Black, Grey, Blue
PRODUCT DIMENSIONS	Diameter 90.2mm x 34.7mm Height
WEIGHT	135g
WEIGHT WITH PACKAGING	215g
VOLUME CONTROL	YES
FREQUENCY RESPONSE	25-20KHz
MAX OUTPUT POWER	3W
SENSITIVITY	85±3dB @1KHZ
IMPEDANCE	4Ω
SPEAKER DIAMETER	40mm
DRIVER TYPE	Dynamic
MAGNET TYPE	Neodymium

LIMITED WARRANTY

SYNCLABCO (“Com)any•) provides a limited warranty to the original retail purchaser of this product that the product or any part thereof proven defective in material or workmanship within 1 year from the date of original purchase, such defects will be repaired or replaced, at the Company’s option, without charge for the parts or labor. For European Union only, Company will give a Limited Warranty of 2 years on this product. To view the complete warranty, please visit www.synclab.c.o.

Documents / Resources

	Soul Electronics SCL04-01 Sync Conference Speaker [pdf] User Manual SCL04, 2AAWE-SCL04, 2AAWESCL04, SCL04-01 Conference Speaker, Conference Speaker, SCL04-01 Sync Conference Speaker, Sync Conference Speaker
---	---

Related Posts

[BOYA BY-BMM300 Omnidirectional Conference Microphone Speaker Instruction Manual](#)

BOYA BY-BMM300 Omnidirectional Conference Microphone Speaker Instruction Manual Instruction Package Contents Product Introduction How To use? Attach the...



[SOUL STBS1-B Wireless Bluetooth Speaker User Guide](#)

WIRELESS BLUETOOTH SPEAKER QUICK START GUIDE
FRESHNREBEL.COM FIND THE MANUAL IN YOUR OWN LANGUAGE
ON OUR WEBSITE FIRST...



[stem audio SA-Speaker1 Speaker for Conference Rooms User Guide](#)

Stem Audio Speaker for Conference Rooms User Guide Connect your
Speaker Plug-in your Speaker unit and connect it...



[naxa NAS-3105D True Wireless Sync Speaker User Guide](#)

TWS Quick Start Guide NAS-3105D These Bluetooth® speakers support
TWS functionality, allowing you to seamlessly play music through...

