



# SOOMFON SF-BT020 Bluetooth Transmitter Receiver User Manual

[Home](#) » [SOOMFON](#) » SOOMFON SF-BT020 Bluetooth Transmitter Receiver User Manual 

## Contents

- [1 SOOMFON SF-BT020 Bluetooth Transmitter Receiver](#)
- [2 Specifications Parameter](#)
- [3 Panel Description](#)
- [4 Operating Instructions](#)
- [5 Button Operation Instructions](#)
- [6 Warranty](#)
- [7 FCC Compliance Statement](#)
- [8 Documents / Resources](#)
  - [8.1 References](#)
- [9 Related Posts](#)

# SOOMFON

SOOMFON SF-BT020 Bluetooth Transmitter Receiver



### Package list

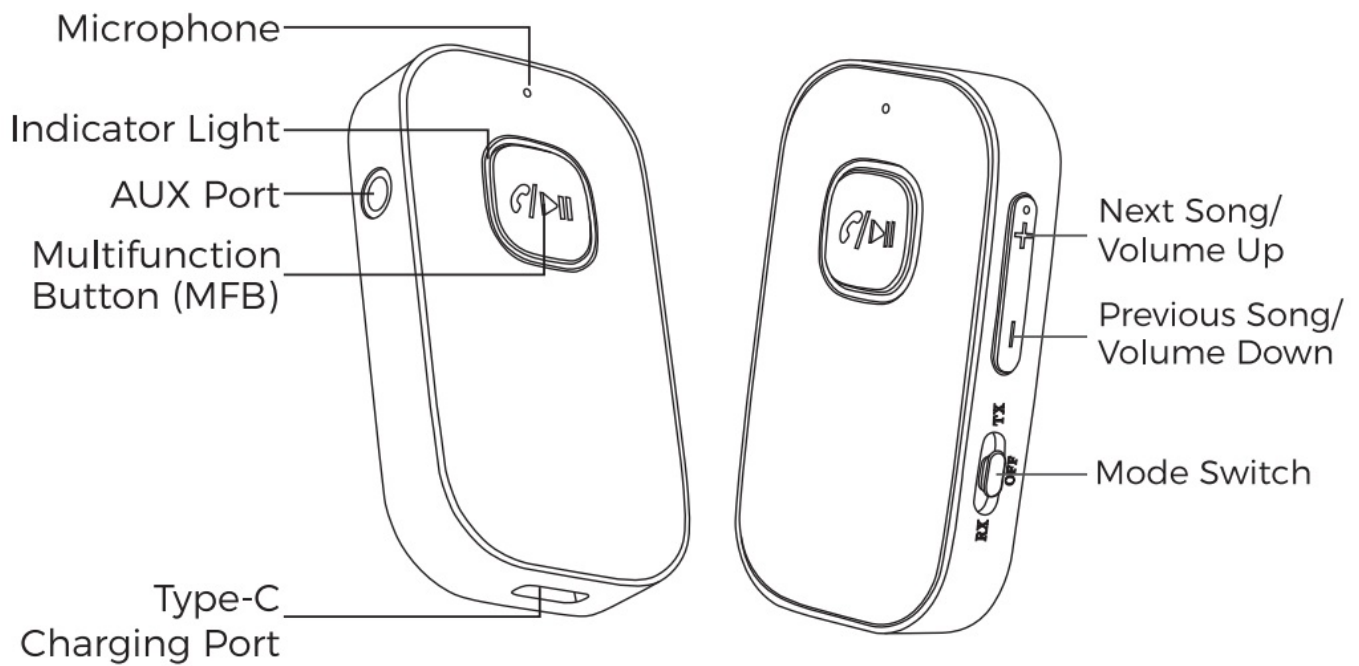
- Bluetooth AUX Adapter
- USB-A to USB-C Cable
- 3.5mm Male to Male Connector
- 3.5mm to 3.5mm Audio Cable
- User Manual

### Specifications Parameter

- **Product Model:** SF-BT020
- **Bluetooth Version:** 5.0
- **Bluetooth Name:** SF-BT020
- **Bluetooth Connection Distance:** 10m
- **Bluetooth Mode:** HFP/HSP/A2DP/AVRCP
- **Audio Format:** MP3, FLAC, WMA, APE, WAV
- **Battery Capacity:** 250mAh working
- **Hours:** 6H(TX), 12H(RX)
- **Charge Time:** 1.5h
- **Power Input:** DC 5V/150mA

- **Audio Jack:** 3.5mm Aux-out
- **Product Weight:** 20.7g
- **Product Size:** 67.32.8\*13mm

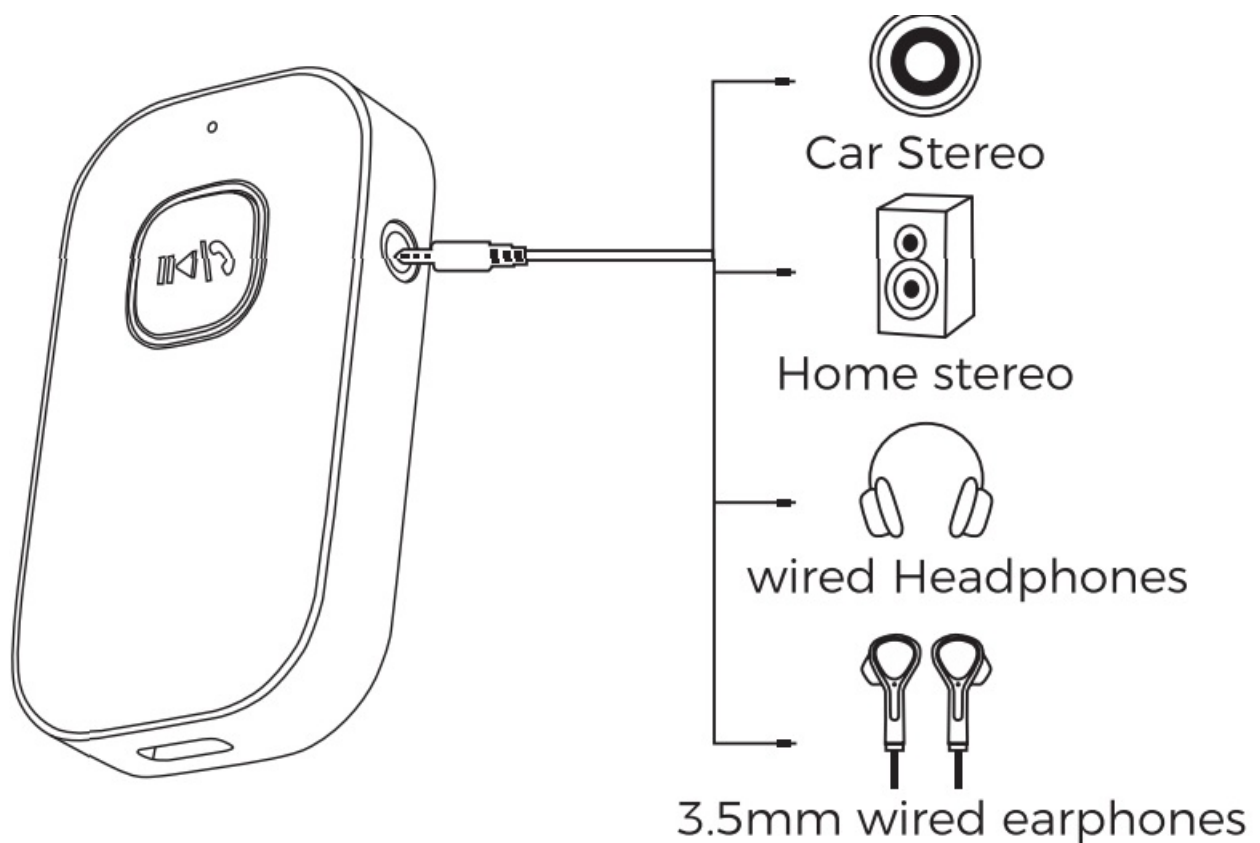
## Panel Description



01

## Operating Instructions

### Receive Mode



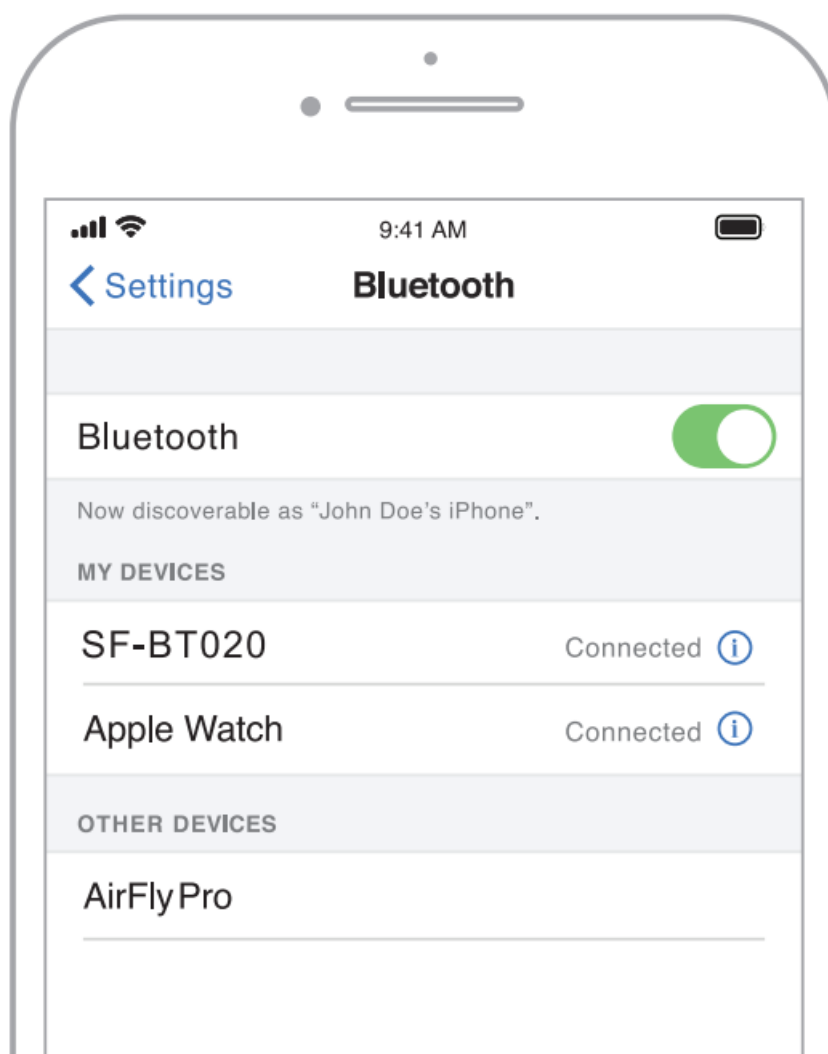
1. Flip the switch to the RX side, the red and green lights flash quickly, entering the pairing state.



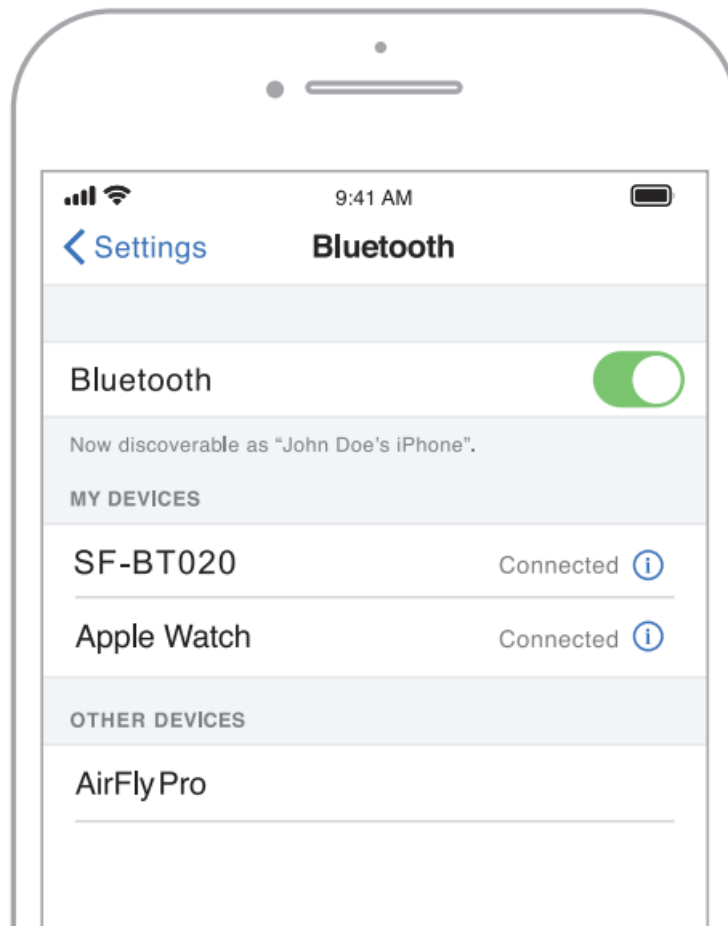
2. Turn on the bluetooth function of the smart device, search for 'SFBT020'. and click to connect.
3. The green indicator flashes slowly (5s/time), the Bluetooth pairing is successful. connect the product to the headset/home speaker or car stereo system. or insert the 3.5mm wired headset into the device. you can wirelessly receive music. phone calls. etc. from the paired device.

### Connect the second smart device




1. After successfully pairing with the first smartphone, turn off the Bluetooth function of the first smartphone and the product will enter pairing mode again.
2. Turn on the Bluetooth function of the second smart device, search for 'SF-BTOZO', click to connect



3. Turn on the Bluetooth function of the first smartphone, select "SFBTOZO" in the pairing history, and connect the two smartphones to the product at the same time;  
The product automatically keeps a record of the last two connected devices.



## Button Operation Instructions

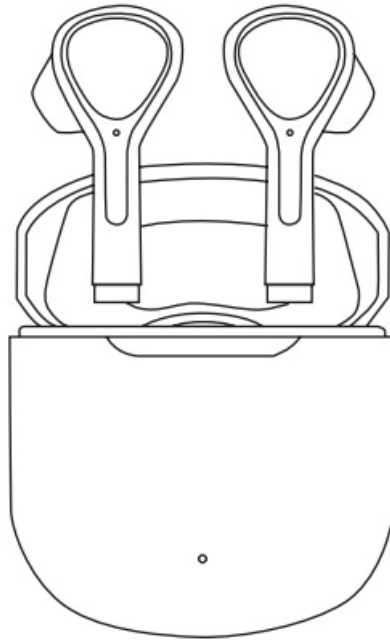
Play & pause music / answer & hang up calls	Click 
Reject call	Long Press "  " 2 Seconds
Retry the last call	Double click "  "
Volume adjustment	Long press the "+" / "-" key
Switch up and down tracks	click the "+" / "-" key

## Transmitter mode(TX)

1. Turn the switch button to the TX end, the red and green lights flash quickly. and enter the pairing state.



2. Turn on the bluetooth receiving device and make sure the device is in the bluetooth pairing state.



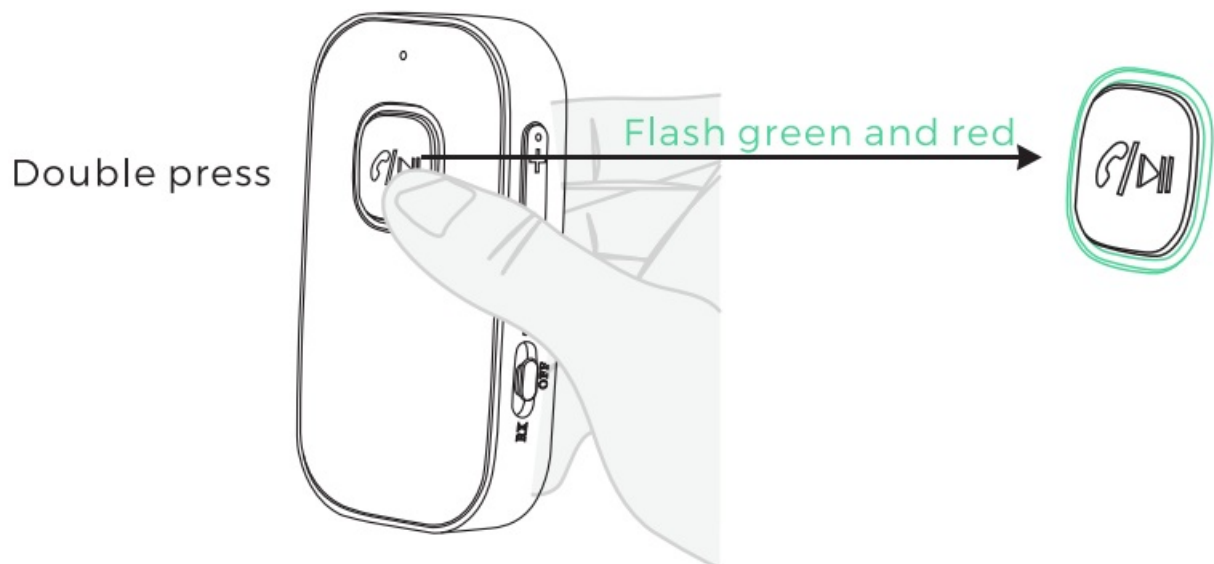
3. The green light flashes slowly (5s/time), the Bluetooth pairing is successful.



Flash green 1 time every 5 seconds

#### Connect a second Bluetooth device

1. After successfully pairing with the first bluetooth receiving device, Double click. The indicator flashes red and green quickly, entering the pairing state.



2. Turn on the second bluetooth playback device and make sure the device is bluetooth paired.





3. The green indicator flashes slowly (Ss/time), the Bluetooth pairing is successful: two Bluetooth playback devices can be used at the same time.



Flash green 1 time every 5 seconds

## Warranty

-  24-Month Warranty
-  Lifetime Technical Support

## FCC Compliance Statement

This device complies with Part 15 of the FCC Rules. Operation is subject to the following two conditions

1. This device may not cause harmful interference.
2. This device must accept any interference received, including interference that may cause undesired operation.

**Warning:** Changes or modifications not expressly approved by the party responsible for compliance could void the user's authority to operate the equipment.

## IMPORTANTWEEE INFORMATION

- This symbol on the product(s) and / or accompanying documents indicates that, under the new Directive 2012/19/EU on waste electrical and electronic equipment (WEEE), product(s) used electrical and electronic equipment (WEEE) should not be mixed with general household waste. For proper treatment, recovery and recycling, please take this product(s) to designated collection points where it will be accepted free of charge.
- Disposing of this product correctly will help save valuable resources and prevent any potential negative effects on human health and the environment, which could otherwise arise from inappropriate waste handling.
- Please contact your local authority for further details of your nearest designated collection point. Penalties may be applicable for incorrect disposal of this waste, in accordance with your national legislation.
- For professional users in the European Union: If you wish to discard electrical and electronic equipment (EEE), please contact your dealer or supplier for further information.
- For disposal in countries outside of the European Union: This symbol is only valid in the European Union (EU). If you wish to discard this product, please contact your local authorities or dealer and ask for the correct method of disposal.

## EC REP

- UE Fast Refund GmbH
- Friedrich-Alfred-Straße
- 184 Duisburg 47226
- Deutschland 49 (0) 211 -97538868

## UK REP

### WSJ Product LTD

Unit 1 Alsop Arcade L3 STX brown low hill .Liverpool. GB

- **Manufacturer:** Shenzhen Soomfon Technology Co., Ltd.
- **Address:** 5th Floor, Building 20, Longcheng Industrial Zone, No.39, Longhua West Road, Dalang Street, Longhua District, Shenzhen, Guangdong, China
- **Contact info:** [support@soomfon.com](mailto:support@soomfon.com)



- [www.soomfon.com](http://www.soomfon.com)



- +86- 755-23571211



- [support@soomfon.com](mailto:support@soomfon.com)



- @soomfonOfficial



- @soomfonOfficial



- @soomfonOfficial



## Documents / Resources

 	<a href="#">SOOMFON SF-BT020 Bluetooth Transmitter Receiver</a> [pdf] User Manual SF-BT020 Bluetooth Transmitter Receiver, SF-BT020, Bluetooth Transmitter Receiver, Transmitter Receiver, Receiver
--	--

## References

- [User Manual](#)