

SONY F-V220 Dynamic Microphone



# SONY F-V220 Dynamic Microphone Instruction Manual

[Home](#) » [Sony](#) » SONY F-V220 Dynamic Microphone Instruction Manual 

## Contents

- [1 SONY F-V220 Dynamic Microphone](#)
- [2 Product Specifications](#)
- [3 FAQ](#)
- [4 Parts Identification and How to Use](#)
- [5 Connection](#)
- [6 How to Use the Unimatch Plug](#)
- [7 Positioning the Microphone](#)
- [8 Precautions](#)
- [9 Documents / Resources](#)
  - [9.1 References](#)

# SONY®

**SONY F-V220 Dynamic Microphone**



## Product Specifications

- **Model:** F-V220/F-V320/F-V420/F-V620
- **Microphone Type:** Dynamic
- **Output Connector:** Miniplug (for F-V220 and F-V320), Cannon XLR-3-12C type (for F-V420 and F-V620)

## FAQ

- **Q:** Can I use this microphone for recording instruments?
- **A:** Yes, you can use this microphone for recording instruments. However, it is primarily designed for vocal use.
- **Q:** Can I connect this microphone to a computer?
- **A:** Yes, you can connect this microphone to a computer using an appropriate adapter or audio interface.
- **Q:** Is the windscreen removable for cleaning?
- **A:** Yes, the windscreen is removable. You can clean it using mild soap and water.

## Welcome!

Thank you for purchasing the Sony Dynamic Microphone. Some features are:

- High-quality unit employing Alnico for the magnetic material.
- Durable zinc diecast body (for F-V420 and F-V620).
- Equipped with the Cannon-type connector for high reliability (for F-V420 and F-V620).
- An OFC (Oxygen Free Copper) microphone cord with a diameter of 5.5 mm (for F-V420, F-V620) for high quality sound and reliability.
- Unimatch plug is compatible with a wide range of AV equipment from a radio cassette recorder to a laser disc

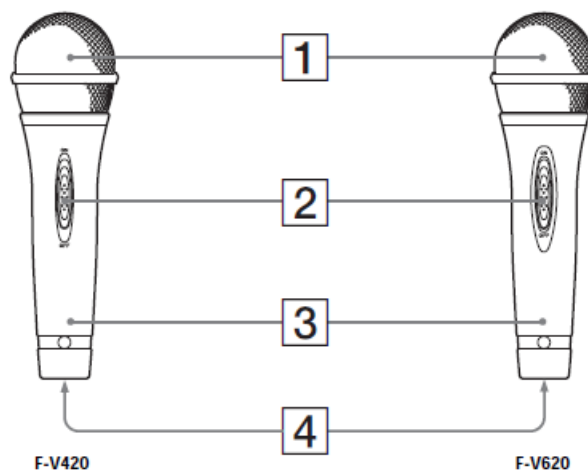
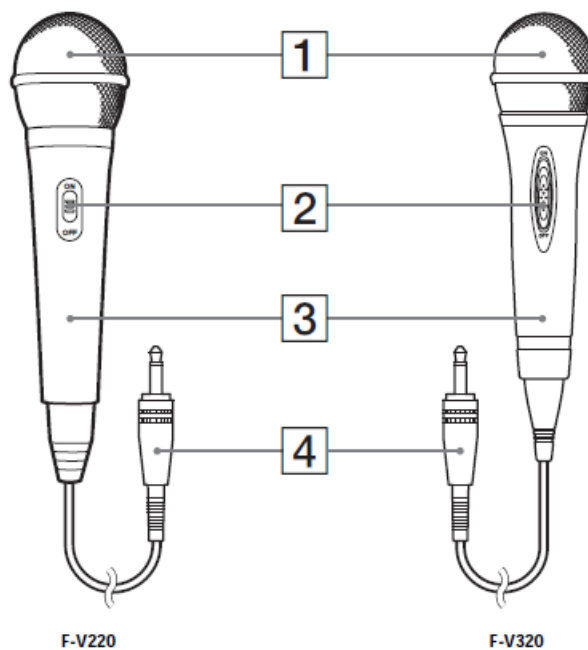
player.

## Parts Identification and How to Use

(see Fig. A)

1. Windscreen
2. Talk switch (ON/OFF) Set this switch to ON when using the microphone. To stop the microphone from picking up the sound, set it to OFF.
3. Body
4. Output miniplug (for F-V220 and F-V320) Output connector (Canon XLR-3-12C type) (for F-V420 and F-V620)

**A**

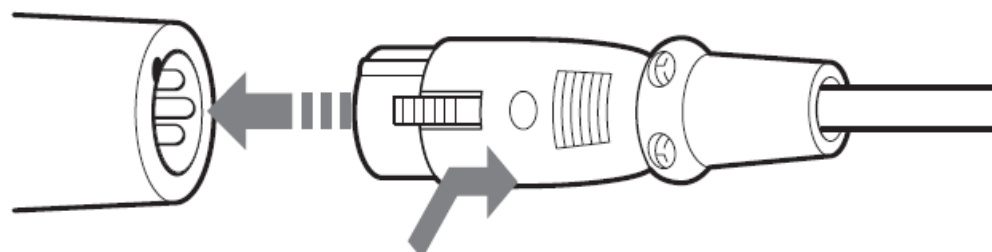


## Connection

(see Fig. B) (for F-V420 and F-V620)

- To attach and detach Align the connector with the output terminal of the microphone. Insert the connector until it clicks into place.
- To detach the connector, pull out the connector while sliding down the catch.

**B**



**F-V420/F-V620**

## How to Use the Unimatch Plug

(see Fig. C)

- The microphone is equipped with a Unimatch plug which allows connection to a radio cassette recorder, tape deck etc. with the phone jack or minijack.
- To connect to the tape deck with the phone jack, attach the phone plug adaptor.

**C**



**F-V220/F-V320/F-V420/F-V620**

## Positioning the Microphone

### For vocal use





Keep the microphone approximately 10 cm (4 inches) away from your mouth. If positioning too close causes the proximity effect (an increase in bass response) or breathing noise, move the microphone a little away from your mouth.

### Precautions

- The microphone should never be dropped or subjected to extreme shock.
- Keep the microphone away from extremely high temperatures (above 60°C or 140°F) and humidity.
- If the microphone is placed too near a speaker, a howling effect (acoustic feedback) may occur. If this happens,

- decrease the speaker volume, change the direction of the microphone or keep the microphone away from the speaker until the howling stops.
- When using the microphone outdoors, avoid getting it wet.
  - Wipe the microphone and the plug with a dry cloth when they are soiled.

Documents / Resources

	<a href="#">SONY F-V220 Dynamic Microphone</a> [pdf] Instruction Manual F-V220, F-V320, F-V420, F-V620, F-V220 Dynamic Microphone, Dynamic Microphone, Microphone
	<a href="#">SONY F-V220 Dynamic Microphone</a> [pdf] Instruction Manual F-V220, F-V320, F-V420, F-V620, F-V220 Dynamic Microphone, Dynamic Microphone, Microphone
	<a href="#">SONY F-V220 Dynamic Microphone</a> [pdf] Instruction Manual F-V220, F-V320, F-V420, F-V620, F-V220 Dynamic Microphone, Dynamic Microphone, Microphone
	<a href="#">SONY F-V220 Dynamic Microphone</a> [pdf] Instruction Manual F-V220, F-V320, F-V420, F-V620, F-V220 Dynamic Microphone, Dynamic Microphone, Microphone

References

-  [Manual-Hub.com - Free PDF manuals!](#)
- [User Manual](#)

[Manuals+.](#) [Privacy Policy](#)

This website is an independent publication and is neither affiliated with nor endorsed by any of the trademark owners. The "Bluetooth®" word mark and logos are registered trademarks owned by Bluetooth SIG, Inc. The "Wi-Fi®" word mark and logos are registered trademarks owned by the Wi-Fi Alliance. Any use of these marks on this website does not imply any affiliation with or endorsement.