

SONY CFI-ZSS1 Sense Charging Station Access Controller User Manual

[Home](#) » [Sony](#) » SONY CFI-ZSS1 Sense Charging Station Access Controller User Manual 



Contents

- [1 SONY CFI-ZSS1 Sense Charging Station Access Controller User Manual](#)
- [2 Specifications](#)
- [3 Health and Safety](#)
- [4 MAGNETS AND DEVICES](#)
- [5 LITHIUM-ION BATTERY](#)
- [6 Precautions](#)
- [7 Use and handling](#)
- [8 Documents / Resources](#)
 - [8.1 References](#)

SONY CFI-ZSS1 Sense Charging Station Access Controller User Manual

SONY CFI-ZSS1 Sense Charging Station Access Controller.webp



playstation.com/access-help/

Specifications

Design and specifications are subject to change without notice.

Input power rating	5 V \equiv 1,200 mA
Battery type	Built-in lithium-ion battery
Battery voltage	3.7 V \equiv
Battery capacity	1,050 mAh
External dimensions	Approx. 141 × 39 × 191 mm (width × height × depth)
Weight	Approx. 322 g
Operating temperature	5 °C to 35 °C

System and device software

- The device software of this product is licensed to you under the terms of a separate end user license agreement. For details, visit playstation.com/legal/product-ssla/.
- Always update the system software of your PlayStation®5 console and the device software of this product to the latest version.

Health and Safety

Before using the product and/or accessories, carefully read this manual and any manuals for compatible hardware. Retain instructions for future reference. Parents, guardians of children, or caregivers should read this manual for safe use.

Assistance may be needed to set up some parts of the product.

The product and accessories have been designed with the highest concern for safety. However, any electrical device, if used improperly, has the potential for causing fire, electrical shock, or personal injury. Observe all warnings, precautions and instructions.

WARNING

RADIO WAVES

Radio waves may affect electronic equipment or medical devices (for example, pacemakers), which may cause malfunctions and possible injuries.

- If you use a pacemaker or other medical device, consult your doctor or the manufacturer of your medical device before using the wireless networking feature (Bluetooth® and wireless LAN).
- Do not use the wireless networking feature in the following locations:
 - Areas where wireless network use is prohibited, such as in hospitals. Abide by medical institution regulations when using the console on their premises.
 - Areas near fire alarms, automatic doors and other types of automated equipment.

MAGNETS AND DEVICES

This product has magnets which may interfere with pacemakers, defibrillators and programmable shunt valves or other medical devices. Do not place this product close to such medical devices or persons who use such medical devices. Consult your doctor before using this product if you use such medical devices.

LITHIUM-ION BATTERY

Do not handle damaged or leaking lithium-ion batteries.

If the material comes into contact with the skin, eyes or clothes, immediately rinse the affected area with clean water and consult your doctor. The battery used in this device may present a risk of fire or chemical burn if mistreated. Do not leave the battery charging for a prolonged period of time when the product is not in use.

YOUNG CHILDREN INJURIES

CHOKING HAZARD – Small parts. Keep the product and accessories out of the reach of young children. Young children may swallow small parts or may wrap the cable around themselves, which may inflict injury.

NEVER DISASSEMBLE OR MODIFY THE PRODUCT OR ACCESSORIES

unless you are authorized to do so in a SIE-published product document, support guide or similar tutorial. There is a risk of fire, electrical shock, or injury.

Precautions

Taking breaks

- Avoid prolonged continuous use of this product.

Generally we recommend that you take 15-minute breaks for every hour of play.
- Avoid playing when you are tired or need sleep and stop playing immediately if you begin to feel tired.
- If you experience any of the following health problems, discontinue use of the product immediately. If symptoms persist, consult a doctor.
 - Dizziness, nausea, fatigue or symptoms similar to motion sickness
 - Discomfort or pain in a part of the body, such as eyes, ears, hands, or arms

Light bar

Do not stare at the light bar on the product when it is blinking. Stop using the product immediately if you experience any discomfort or pain.

Set up and handling

- Always ensure the product, accessories, or its connectors are free of liquid, excess dust and small particles.
- Do not expose the product, accessories, or battery to extremely high or low temperatures during operation, transportation, or storage.
- Do not leave the product or accessories in direct sunlight for extended periods (such as in a car during summer).
- Do not touch the connectors or insert anything into the product.
- Be careful not to pinch yourself while adjusting the extension arm.
- Do not use the product, accessories, cables, or connectors if they are damaged or modified.
- Do not leave the product or accessories on the floor or in a place where it may cause someone to trip or stumble.
- Do not place the product or accessories on surfaces that are unstable, tilted, or subject to vibration.
- Do not place heavy items on the product, accessories, or cables, throw or drop the product, or otherwise expose it to strong physical impact.
- Do not touch the product during an electrical storm when it is directly connected to the console.

Use and handling

Use the product and accessories according to the instructions in this manual. Other than as authorized by SIE, no authorization for the modification of the product or accessories, or the analysis and use of its circuit configurations, is provided. Unauthorised modification of the product will void your manufacturer's guarantee.

Care and cleaning

Wipe with a soft, dry cloth. Do not use thinner, benzine, or alcohol. Avoid using wipes, chemical cloths, and other products that contain such substances.

End of life product recycling

The product is made of many materials that may be recycled. The product contains a lithium ion battery. Follow local regulations when disposing of the product.

When disposing of the wireless controller

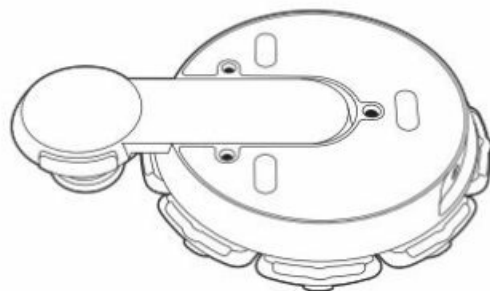
The lithium-ion battery of this product is recyclable. When disposing of the product, remove the battery and follow local regulations regarding disposing of batteries.

- Remove the battery in a location out of the reach of young children to help prevent accidental swallowing of small parts such as the screws.
- Be careful not to hurt your nails or fingers when removing the non-slip backing or battery cover.
- Assistance may be needed to remove the battery from the product.
- For safety reasons, attach tape or a seal on the metal part of the battery before disposing.

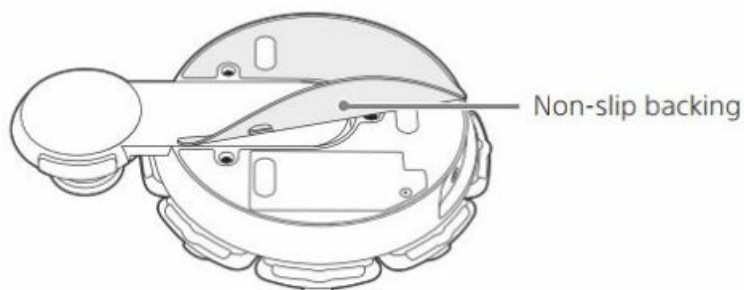
Important

Other than when disposing of the product, never remove the screws and never remove the battery from the product.

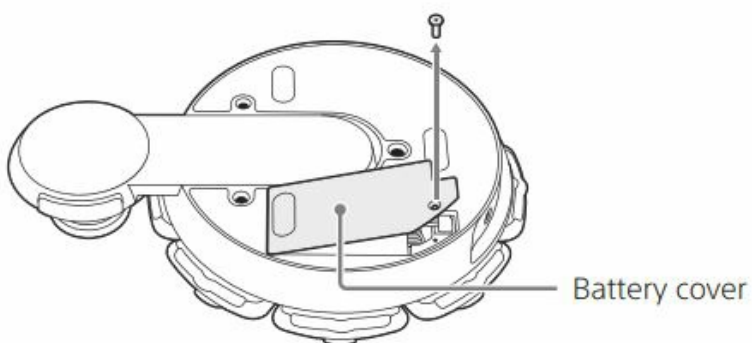
- 1 Turn over your controller so the bottom is facing up.



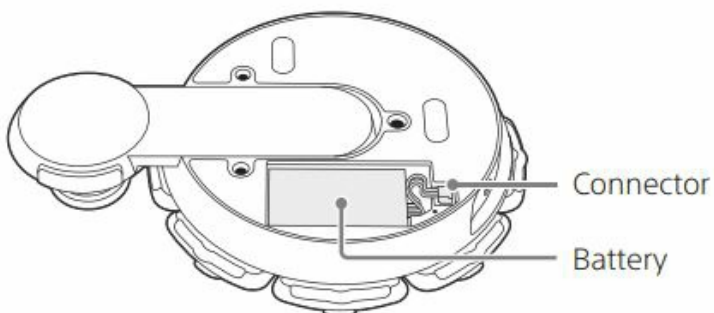
- 2 Carefully insert a tool or thin object into the seam between the non-slip backing and the controller. Pull up on the non-slip backing and peel it away from the controller.



- 3 Use a crosshead screwdriver to remove the screw on the battery cover. Remove the cover.



- 4 Detach the connector from the battery. Remove the battery.



"PS", "PlayStation" and "Access" are registered trademarks or trademarks of Sony Interactive Entertainment Inc.

"SONY" and "SONY" are registered trademarks or trademarks of Sony Group Corporation.

The Bluetooth® word mark and logos are registered trademarks owned by Bluetooth SIG, Inc. and any use of such marks by Sony Interactive Entertainment Inc. is under license. Other trademarks and trade names are those of their respective owners.

All other trademarks are the property of their respective owners.



Sony
Interactive
Entertainment

© 2023 Sony Interactive Entertainment LLC.
Printed in China.

Read More About This Manual & Download PDF:

Documents / Resources

	<p>SONY CFI-ZSS1 Sense Charging Station Access Controller [pdf] User Manual CFI-ZSS1 Sense Charging Station Access Controller, Sense Charging Station Access Controller, Charging Station Access Controller, Station Access Controller, Access Controller, Controller</p>
--	---

References

- [User Manual](#)

[Manuals+](#), [Privacy Policy](#)

This website is an independent publication and is neither affiliated with nor endorsed by any of the trademark owners. The "Bluetooth®" word mark and logos are registered trademarks owned by Bluetooth SIG, Inc. The "Wi-Fi®" word mark and logos are registered trademarks owned by the Wi-Fi Alliance. Any use of these marks on this website does not imply any affiliation with or endorsement.