

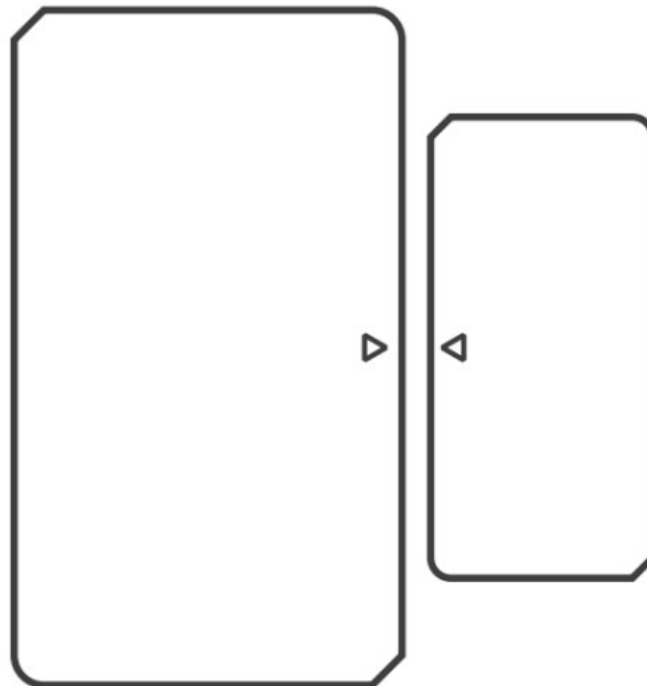


Sonoff SNZB-04 ZigBee Wireless Door Window Sensor User Manual

[Home](#) » [SonOFF](#) » Sonoff SNZB-04 ZigBee Wireless Door Window Sensor User Manual 



SNZB-04 ZigBee Wireless Door Window Sensor User Manual



Contents

- 1 SNZB-04 ZigBee Wireless Door Window Sensor
- 2 Operating instruction
- 3 Specifications
- 4 Product Introduction
- 5 Features
- 6 Delete sub-devices
- 7 Installation methods
- 8 Application
- 9 Warranty Conditions
- 10 EU Declaration of Conformity
- 11 WEEE
- 12 Documents / Resources
 - 12.1 References
- 13 Related Posts

SNZB-04 ZigBee Wireless Door Window Sensor

Dear customer,

Thank you for purchasing our product. Please read the following instructions carefully before first use and keep this user manual for future reference. Pay particular attention to the safety instructions. If you have any questions or comments about the device, please contact the customer line.

✉ www.alza.co.uk/kontakt

☎ +44 (0)203 514 4411

Importer Alza.cz a.s., Jankovcova 1522/53, Holešovice, 170 00 Prague 7, www.alza.cz



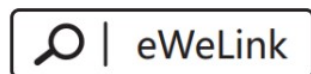
The device can be operated intelligently via working with the SONOFF ZigBee Bridge to communicate with other devices.

The device can work with other gateways supporting ZigBee 3.0 wireless protocol.

Detailed information is in accordance with the final product.

Operating instruction

1. Download APP

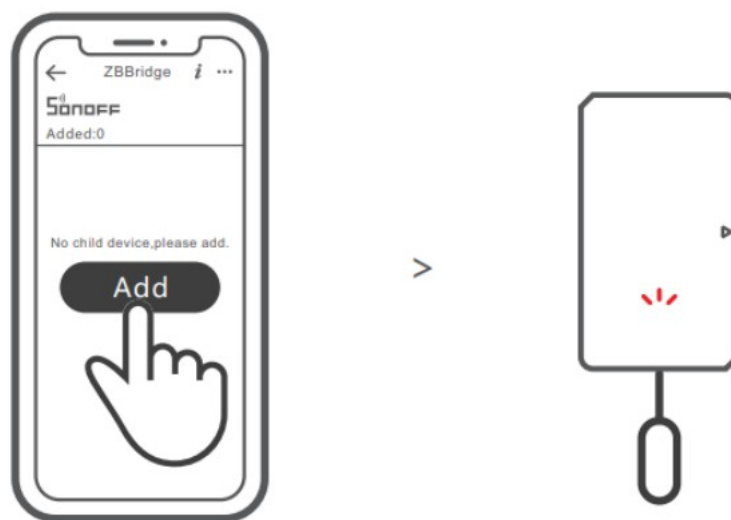


<http://app.coolkit.cc/dl.html>

2. Add sub-devices



Connect the Bridge before adding the sub-device.



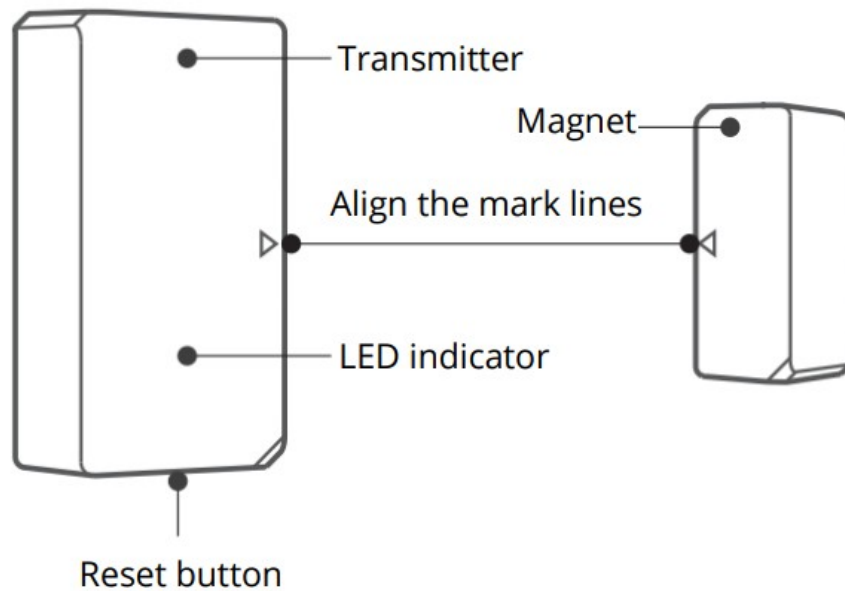
Access eWeLink APP, select the Bridge that you want to connect and tap “Add” to add a sub-device. Then long press reset button on the device for 5s until the LED indicator flashes three times, which means the device has entered the pairing mode, and be patient until pairing completes.

⚠ If the addition failed, move the sub-device closer to the Bridge and try again.

Specifications

Model	SNZB-04
Wireless connection	ZigBee (IEEE 802.15.4)
Quiescent current	<2uA
Emission current	<15mA
Installation gap	<10mm
Working temperature	-10°C~40°C
Working humidity	10-90%RH (non-condensing)
Material	PC
Dimension	Transmitter: 47x27x13.5mm Magnet: 32x15.6x13mm

Product Introduction



Features

SNZB-04 is ZigBee low-energy wireless door/window sensor that makes you know the opening/closing status of door and window by separating the magnet from the transmitter. Connect it with the Bridge and you can create a smart scene to trigger other devices.



Low-energy



Smart

SONOFF ZigBee Bridge supports connecting multiple sub-devices at the same time.



Power the Bridge on, access the Bridge page in the eWeLink APP, and tap “Add”. Then set the sub-device to be paired to the pairing mode and be patient until the pairing completes.

Delete sub-devices

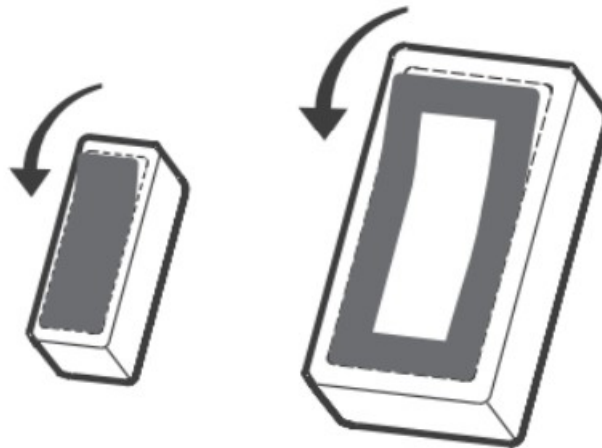
Long press the reset button on the sub-device for 5s until the LED indicator flashes three times. In this case, the sub-device is deleted from the Bridge successfully.



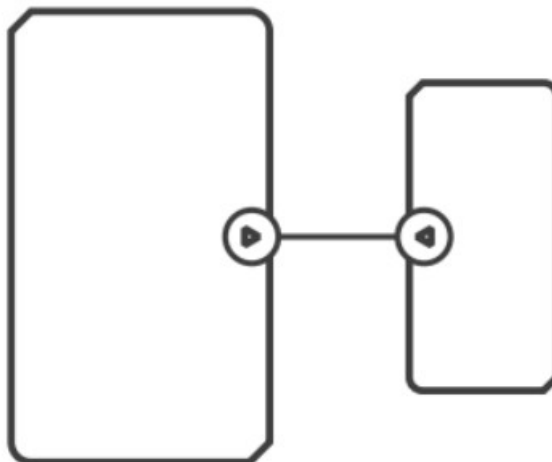
⚠ Users can delete sub-devices directly from the sub-device page on APP.

Installation methods

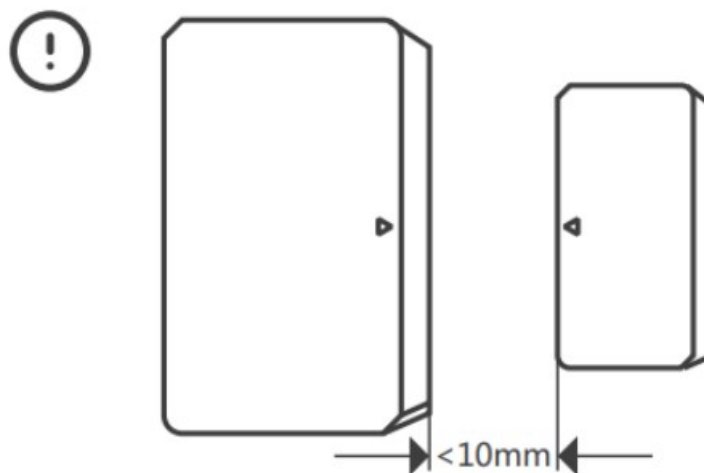
1. Tear off the protective film of the 3M adhesive.



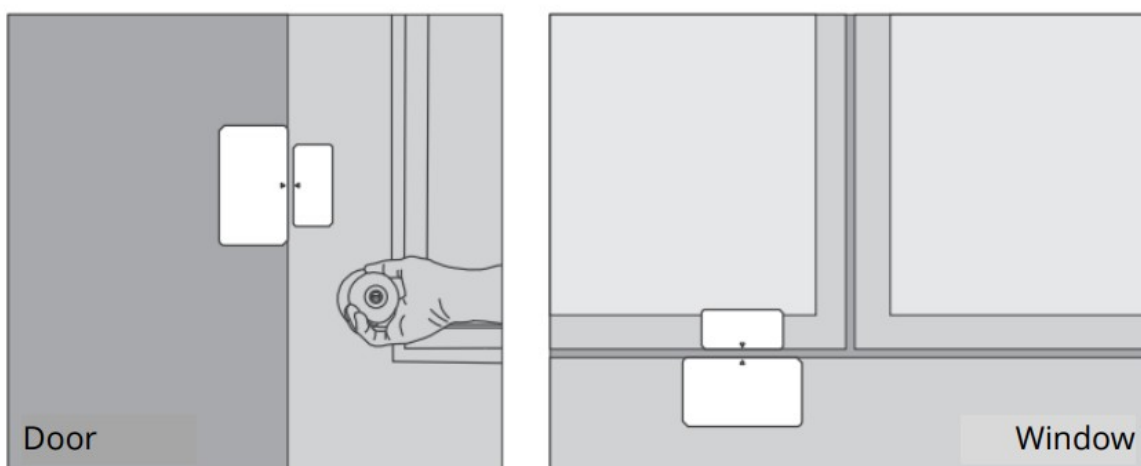
2. Try to align the mark line on the magnet with that on the transmitter during installation.



3. Install them in the opening and closing area separately.



Application



Note:

- Do not install outside the door/window.
- Do not install in the unstable position or in the place exposed to rain or moisture.
- Do not install near wiring or magnetic object.

Warranty Conditions

A new product purchased in the Alza.cz sales network is guaranteed for 2 years. If you need repair or other services during the warranty period, contact the product seller directly, you must provide the original proof of purchase with the date of purchase. The following are considered to be a conflict with the warranty conditions, for which the claimed claim may not be recognized:

- Using the product for any purpose other than that for which the product is intended or failing to follow the instructions for maintenance, operation, and service of the product.
- Damage to the product by a natural disaster, the intervention of an unauthorized person or mechanically through the fault of the buyer (e.g., during transport, cleaning by inappropriate means, etc.).
- Natural wear and aging of consumables or components during use (such as batteries, etc.).
- Exposure to adverse external influences, such as sunlight and other radiation or electromagnetic fields, fluid intrusion, object intrusion, mains overvoltage, electrostatic discharge voltage (including lightning), faulty supply or input voltage and inappropriate polarity of this voltage, chemical processes such as used power supplies,

etc.

- If anyone has made modifications, modifications, alterations to the design or adaptation to change or extend the functions of the product compared to the purchased design or use of non-original components.

EU Declaration of Conformity

Identification data of the manufacturer's / importer's authorized representative:

Importer: Alza.cz a.s.

Registered office: Jankovcova 1522/53, Holešovice, 170 00 Prague 7

CIN: 27082440

Subject of the declaration:

Title: Wireless Door/Window Sensor

Model / Type: SNZB-04

The above product has been tested in accordance with the standard(s) used to demonstrate compliance with the essential requirements laid down in the Directive(s):

Directive No. 2014/53/EU

Directive No. 2011/65/EU as amended 2015/863/EU




WEEE



■ This product must not be disposed of as normal household waste in accordance with the EU Directive on Waste Electrical and Electronic Equipment (WEEE – 2012/19 / EU). Instead, it shall be returned to the place of purchase or handed over to a public collection point for the recyclable waste. By ensuring this product is disposed of correctly, you will help prevent potential negative consequences for the environment and human health, which could otherwise be caused by inappropriate waste handling of this product. Contact your local authority or the nearest collection point for further details. Improper disposal of this type of waste may result in fines in accordance with national regulations.


Sonoff

Documents / Resources

	<p>Sonoff SNZB-04 ZigBee Wireless Door Window Sensor [pdf] User Manual</p> <p>SNZB-04 ZigBee Wireless Door Window Sensor, SNZB-04, ZigBee Wireless Door Window Sensor, Wireless Door Window Sensor, Door Window Sensor, Window Sensor, Sensor</p>
---	---

References

-  [Alza.sk – rýchly a pohodlný nákup odkiaľkoľvek | alza.sk](#)
-  [alza.at](#)
-  [alza.co.uk](#)

-  alza.de
-  alza.fr
-  alza.hu
-  alza.sk

Manuals+.