



## Sonoff SNZB-02D Zigbee LCD Smart Temperature Humidity Sensor User Manual

[Home](#) » [SonOFF](#) » Sonoff SNZB-02D Zigbee LCD Smart Temperature Humidity Sensor User Manual 

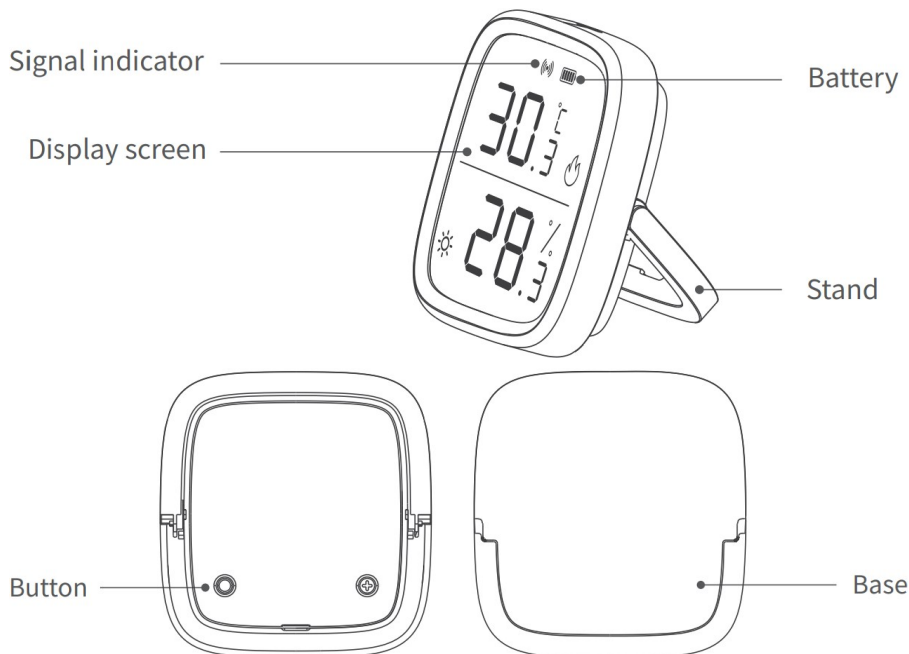
Sonoff SNZB-02D Zigbee LCD Smart Temperature Humidity Sensor User Manual



## Contents

- [1 Introduction](#)
- [2 Features](#)
- [3 Pair to SONOFF Zigbee Gateway](#)
- [4 Effective Communication Distance Verification](#)
- [5 Specifications](#)
- [6 Button action description](#)
- [7 Default comfort level](#)
- [8 Installation](#)
- [9 Install with base](#)
- [10 FCC Warning](#)
- [11 IC Warning](#)
- [12 Documents / Resources](#)
- [13 Related Posts](#)

## Introduction



## Features

SNZB-02D is a smart temperature and humidity sensor with LCD screen, allows you to see the real-time temperature and humidity on the screen and monitor the living conditions on the App, provides accurate measurements with ultra-high precision, ability to switch between °C and °F, store and export historical data, get alerts and notifications, voice commands, and set smart scenes to realize your home automation.



High Accuracy



APP Monitoring



°C/°F Reading Switch



Data Store & Export



Alert & Notification



Voice Command

## Pair to SONOFF Zigbee Gateway

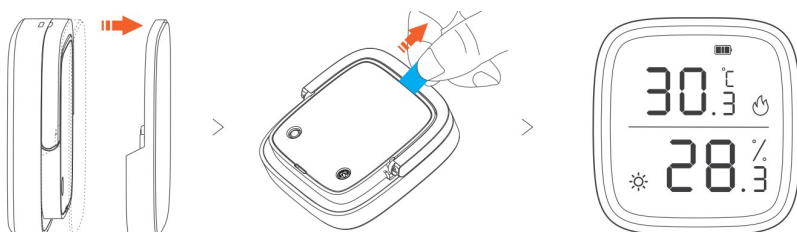
## 1. Download the eWeLink App

Please download the “eWeLink” App in Google Play Store or Apple App Store.



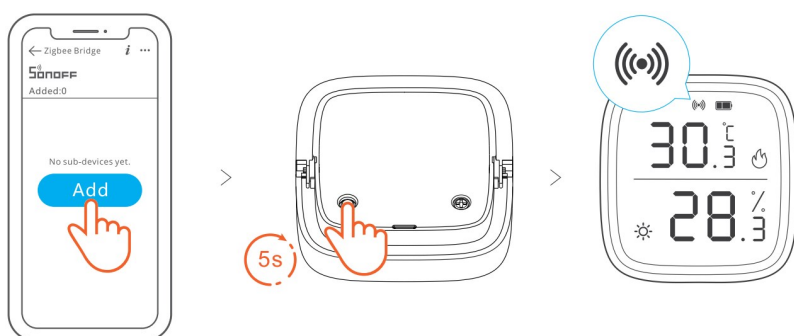
## 2. Power on

Pull out the battery insulation sheet to power the device on.



## 3. Pair SONOFF Zigbee gateway to your eWeLink account

## 4. Add the device to Zigbee Bridge



Tap “Add” on the main page of Zigbee Bridge on your eWeLink App, and long press the button on the device for 5s until the Zigbee signal icon flashes, now the device is entered the pairing mode and waiting to be added.

The pairing time is 30s, when the device is added successfully, the Zigbee signal icon will keep on. If the device is failed to be added, please move the device closer to the Bridge and add it again.

## Effective Communication Distance Verification

Place the device in your desired place and press the device’s pairing button, then the signal indicator on the screen keeps on, which means the device and the device (router device or gateway) under the same Zigbee network is in the effective communication distance.

## Specifications

Model	SNZB-02D
Power supply	3V button cell x 1
Battery model	CR2450
Wireless connection	Zigbee 3.0
Working temperature	-9.9°C~60°C
Working humidity	5%-95% RH, non-condensing
LCD dimension	2.8"
Casing material	PC+LCD
Product dimension	59.5×62.5×18.5mm

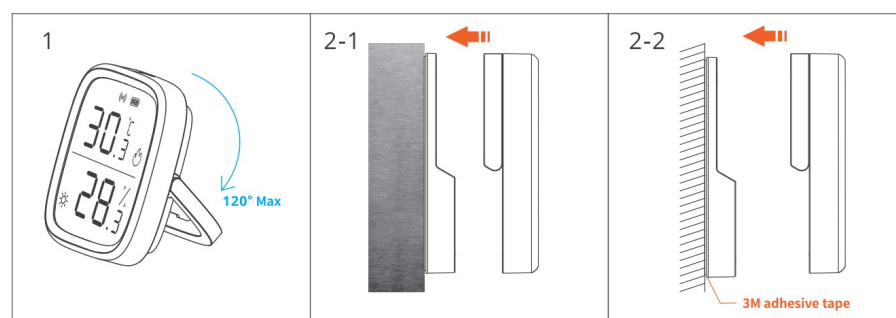
## Button action description

Action	Description
Double-press	Switch unit readings (factory default is °C)
Long-press for 5s	Reset factory default settings and enter Zigbee network

## Default comfort level

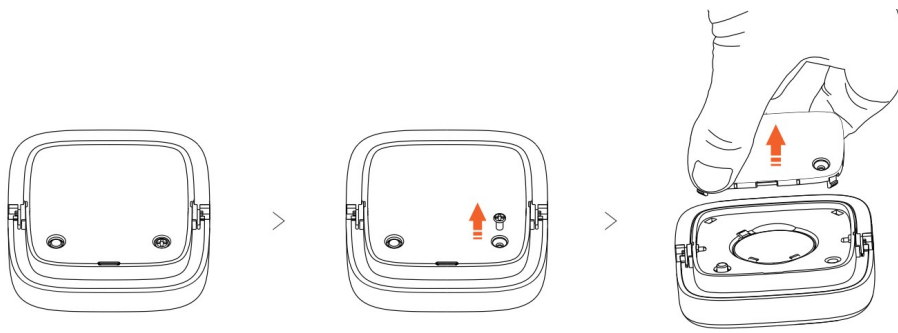
Dry	Humidity $\leq 40\%$ RH
Wet	Humidity $\geq 60\%$ RH
Cold	Temperature $\leq 19^{\circ}\text{C}/66.2^{\circ}\text{F}$
Hot	Temperature $\geq 27^{\circ}\text{C}/80.6^{\circ}\text{F}$

## Installation



1. Place on the desktop
2. Install with base

## Install with base



“Do not ingest battery, Chemical Burn Hazard.” This product contains a coin / button cell battery. If the coin / button cell battery is swallowed, it can cause severe internal burns in just 2 hours and can lead to death. Keep new and used batteries away from children. If the battery compartment does not close securely, stop using the product and keep it away from children. If you think batteries might have been swallowed or placed inside any part of the body, seek immediate medical attention.

## FCC Warning

Changes or modifications not expressly approved by the party responsible for compliance could void the user's authority to operate the equipment. This device complies with part 15 of the FCC Rules. Operation is subject to the following two conditions: (1) This device may not cause harmful interference, and (2) this device must accept any interference received, including interference that may cause undesired operation.

### FCC Radiation Exposure Statement:

This equipment complies with FCC radiation exposure limits set forth for an uncontrolled environment. This transmitter must not be co-located or operating in conjunction with any other antenna or transmitter.

### Note:

This equipment has been tested and found to comply with the limits for a Class B digital device, pursuant to part 15 of the FCC Rules. These limits are designed to provide reasonable protection against harmful interference in a residential installation. This equipment generates, uses and can radiate radio frequency energy and, if not installed and used in accordance with the instructions, may cause harmful interference to radio communications. However, there is no guarantee that interference will not occur in a particular installation. If this equipment does cause harmful interference to radio or television reception, which can be determined by turning the equipment off and on, the user is encouraged to try to correct the interference by one or more of the following measures:

- Reorient or relocate the receiving antenna.
- Increase the separation between the equipment and receiver.
- Connect the equipment into an outlet on a circuit different from that to which the receiver is connected.
- Consult the dealer or an experienced radio/TV technician for help.

## IC Warning

This device complies with Innovation, Science and Economic Development Canada licence-exempt RSS standard (s). Operation is subject to the following two conditions:

1. this device may not cause interference, and
2. this device must accept any interference, including interference that may cause undesired operation of the device.

### ISED Radiation Exposure Statement:



This equipment complies with ISED RF radiation exposure limits set forth for an uncontrolled environment. This transmitter must not be co-located or operating in conjunction with any other antenna or transmitter.

Hereby, Shenzhen Sonoff Technologies Co., Ltd. declares that the radio equipment type SNZB-02D is in compliance with Directive 2014/53/EU. The full text of the EU declaration of conformity is available at the following internet address:

<https://sonoff.tech/usermanuals>

Operation frequency Range: 2405-2480MHz(Zigbee), 2402-2480MHz(BLE) RF Output Power: 5dBm(Zigbee), 5.5dBm(BLE)

Documents / Resources

	<p><a href="#">Sonoff SNZB-02D Zigbee LCD Smart Temperature Humidity Sensor</a> [pdf] User Manual SNZB-02D Zigbee LCD Smart Temperature Humidity Sensor, SNZB-02D, Zigbee LCD Smart Temperature Humidity Sensor, Temperature Humidity Sensor</p>
	<p><a href="#">SONOFF SNZB-02D Zigbee LCD Smart Temperature Humidity Sensor</a> [pdf] User Manual SNZB-02D, SNZB02D, 2APN5SNZB-02D, 2APN5SNZB02D, SNZB-02D Zigbee LCD Smart Temperature Humidity Sensor, SNZB-02D, Zigbee LCD Smart Temperature Humidity Sensor, Zigbee Humidity Sensor, LCD Smart Temperature Humidity Sensor, Smart Temperature Humidity Sensor, Temperature Humidity Sensor, Humidity Sensor, Sensor</p>