



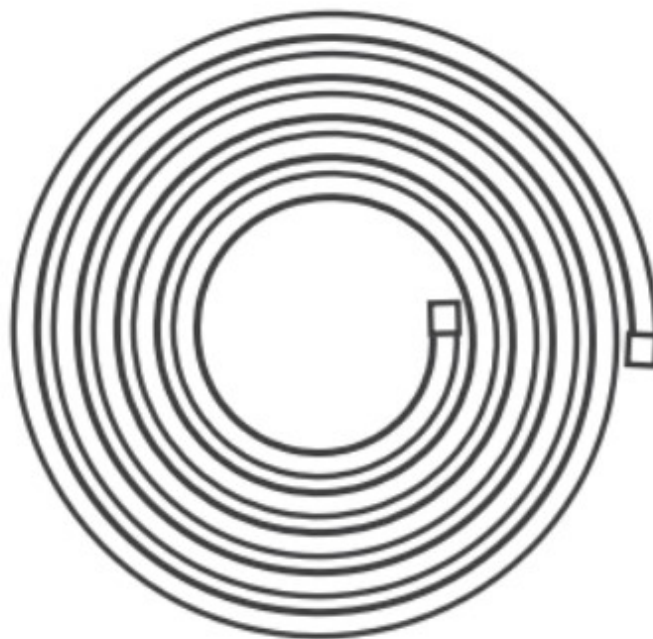
# Sonoff L2 LED Strip 5m WiFi User Manual

[Home](#) » [SonOFF](#) » Sonoff L2 LED Strip 5m WiFi User Manual 

## Contents

- 1 [Sonoff L2 LED Strip 5m WiFi User Manual](#)
- 2 [Dear customer,](#)
- 3 [Features of the Smart LED Light Strip](#)
- 4 [Operating Instruction](#)
- 5 [Specifications](#)
- 6 [Power Adapter](#)
- 7 [Wi-Fi Controller](#)
- 8 [Re-establish Pairing](#)
- 9 [Factory Reset](#)
- 10 [Safety Warning](#)
- 11 [Warranty Conditions](#)
- 12 [The following are considered to be a conflict with the warranty conditions, for which the claimed claim may not be recognized:](#)
- 13 [EU Declaration of Conformity](#)
- 14 [Identification data of the manufacturer's / importer's authorized representative:](#)
- 15 [Subject of the declaration:](#)
  - 15.1 [The above product has been tested in accordance with the standard\(s\) used to demonstrate compliance with the essential requirements laid down in the Directive\(s\):](#)
- 16 [Read More About This Manual & Download PDF:](#)
- 17 [Documents / Resources](#)
  - 17.1 [References](#)
- 18 [Related Posts](#)

## Sonoff L2 LED Strip 5m WiFi User Manual



**Dear customer,**

Thank you for purchasing our product. Please read the following instructions carefully before first use and keep this user manual for future reference. Pay particular attention to the safety instructions. If you have any questions or comments about the device, please contact the customer line.

✉ [www.alza.co.uk/kontakt](http://www.alza.co.uk/kontakt)

☎ +44 (0)203 514 4411

Importer Alza.cz a.s., Jankovcova 1522/53, Holešovice, 170 00 Prague 7, [www.alza.cz](http://www.alza.cz)

### Features of the Smart LED Light Strip

- SMD5050 LED Breads; FPCB Circuit Board; Every 3 LED lights in one
- Main Colors of the Light: Red/Blue/Green



App Control



Voice Control



Single/Countdown  
Timing



Share Control




Dimming



Music Reactive  
Mode



16M Colors



Remote Control



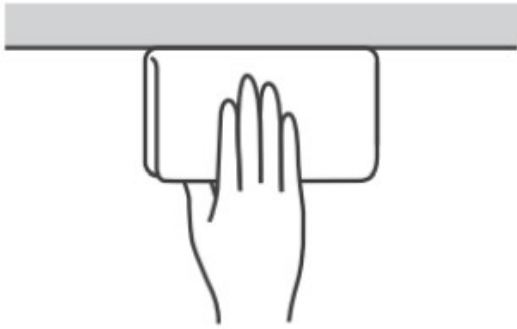
Bluetooth  
Control



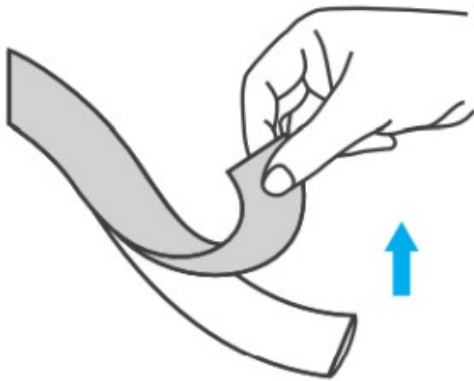
Scene Mode

### Operating Instruction

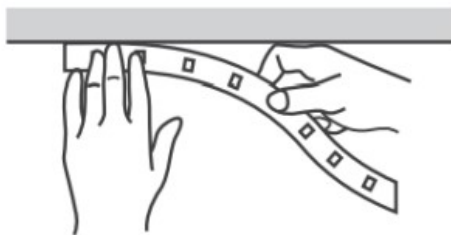
1. Clean the surface



2. Tear the backing tape



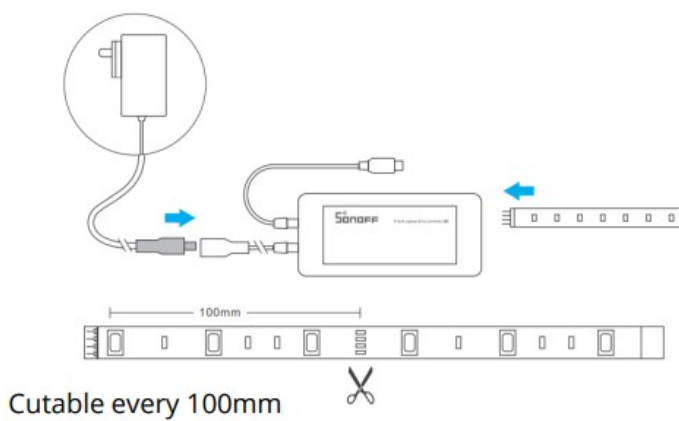
3. Adhere it to the surface



4. Download the eWeLink App



5. Power on



6. Pull out the insulation sheet, then long press “on” button for 5s until the light strip “flashes”, which means it

enters the Bluetooth Pairing Mode.



The device will exit the Bluetooth Pairing mode if not paired within 1min. If you want to enter this mode again, long press the “on” button on the remote controller for 5s until the light strip “flashes” and release.

7. Add the device

## Specifications

<b>Input Voltage</b>	DC 12V
<b>Luminous Flux</b>	≥300lumens/m
<b>Beam Angle</b>	L1: 140° L1 Lite: 120°
<b>Working Humidity</b>	≤95%
<b>Material</b>	FPCB
<b>Light Decay</b>	Less than 3% after 1000 hours constant work
<b>LED QTY</b>	30LEDs/m
<b>Life Expectancy</b>	> 25000 hours
<b>Operating Temperature</b>	-15°C ~ 50°C
<b>Protect Range</b>	L1: IP65 L1 Lite: IP20

## Power Adapter

<b>Input</b>	100-240V AC 50/60Hz 0.6A Max
<b>Protection</b>	Anti-overvoltage, Anti-overload, Anti-overtemperature
<b>Output</b>	DC 12V 2000mA

## Wi-Fi Controller


<b>Input</b>	DC 5-12V
<b>Remote Control</b>	24 Keys IR Remote Controller
<b>Remote controller battery</b>	3V(CR2025)
<b>App operating systems</b>	Android & iOS
<b>Power</b>	24W (36W Max)
<b>Wi-Fi</b>	IEEE 802.11 b 2.4GHz
<b>Bluetooth</b>	5.0 BLE



When the Wi-Fi is not available, the device will automatically switch into Bluetooth control (Ensure Bluetooth is enable on your mobile phone).

## Re-establish Pairing

Long press “on” button for 5s until the light strip “flashes”, which means it enters the Bluetooth Pairing mode and you can pair again.



## Factory Reset

Deleting the device on the eWeLink app indicates you restore it to factory setting.

## Safety Warning

1. Before using this product, please makes sure that your voltage is appropriate for this product’s working Using this product with a voltage other than the one specified may damage the product and cause safety hazards.
2. LED Light Sources are unchangeable, please don’t dismantle
3. While the Light Strip is working, it will generate heat so please keep it in a cross ventilation environment for heat

## Warranty Conditions

A new product purchased in the Alza.cz sales network is guaranteed for 2 years. If you need repair or other services during the warranty period, contact the product seller directly, you must provide the original proof of purchase with the date of purchase.

**The following are considered to be a conflict with the warranty conditions, for which the claimed claim may not be recognized:**

- Using the product for any purpose other than that for which the product is intended or failing to follow the instructions for maintenance, operation, and service of the
- Damage to the product by a natural disaster, the intervention of an unauthorized person or mechanically through the fault of the buyer (e.g., during transport, cleaning by inappropriate means, etc.).
- Natural wear and aging of consumables or components during use (such as batteries, etc.).
- Exposure to adverse external influences, such as sunlight and other radiation or electromagnetic fields, fluid intrusion, object intrusion, mains overvoltage, electrostatic discharge voltage (including lightning), faulty supply or input voltage and inappropriate polarity of this voltage, chemical processes such as used power supplies,
- If anyone has made modifications, modifications, alterations to the design or adaptation to change or extend the functions of the product compared to the purchased design or use of non-original components.

**EU Declaration of Conformity**

**Identification data of the manufacturer's / importer's authorized representative:**

Importer: Alza.cz a.s. Registered office: Jankovcova 1522/53, Holešovice, 170 00 Prague 7 CIN: 27082440

**Subject of the declaration:**

Title: Wi-Fi Smart Led Light Strip Model / Type: L2/L2 Lite

**The above product has been tested in accordance with the standard(s) used to demonstrate compliance with the essential requirements laid down in the Directive(s):**



Directive No. 2014/53/EU

Directive No. 2011/65/EU as amended 2015/863/EU

***Read More About This Manual & Download PDF:***

**Documents / Resources**



Sonoff










L2/L2 Lite

Uplatňujúci manuál • Benutzeranweisung •  
Návod na použití • Manual d'installazione

**[Sonoff L2 LED Strip 5m WiFi](#)** [pdf] User Manual  
L2, LED Strip 5m WiFi, L2 LED Strip 5m WiFi, Strip 5m WiFi

## References

-  [Alza.sk – rýchly a pohodlný nákup odkiaľkoľvek | alza.sk](#)
-  [alza.at](#)
-  [alza.co.uk](#)
-  [alza.de](#)
-  [alza.fr](#)
-  [alza.hu](#)
-  [alza.sk](#)