

[Skip to content](#)

## **Manuals+**

User Manuals Simplified.



# **SONOFF BASICRFR3 WiFi Smart Switch User Manual**

[Home](#) » [SonOFF](#) » SONOFF BASICRFR3 WiFi Smart Switch User Manual

**SONOFF BASICRFR3 Wi Fi Smart Switch User Manual**



The product user guide contains product features, how to use, and the operating procedure. Read the user manual carefully to get the best experience and avoid unnecessary damage. Keep this manual for future reference. If you have any questions or comments about the device, please contact the customer line.

**Contents** [hide](#)

[1 Power off](#)

[2 Download APP](#)

[3 Power on](#)

[4 Add device](#)

[5 Warranty Conditions](#)

[6 EU Declaration of Conformity](#)

[7 WEEE](#)

[8 Support](#)

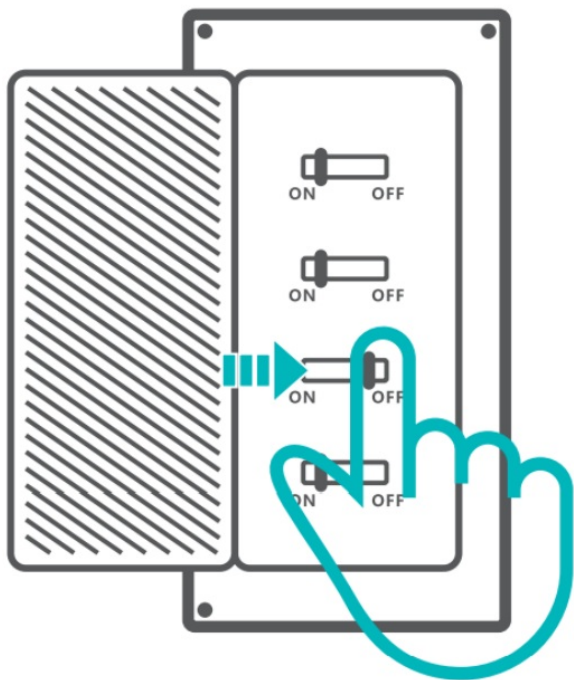
[9 Documents / Resources](#)

[9.1 References](#)

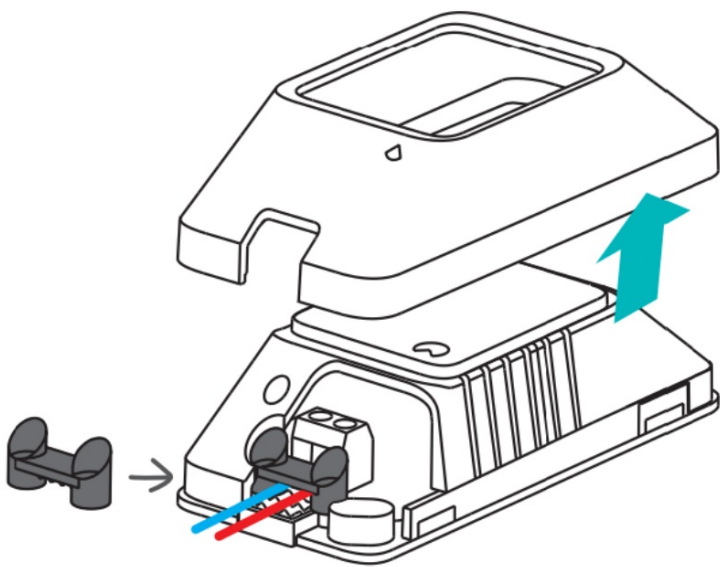
[10 Related Posts](#)

## **Power off**

To avoid electric shocks, please consult the dealer or a qualified professional for help when installing and repairing! Please do not touch the switch during use.



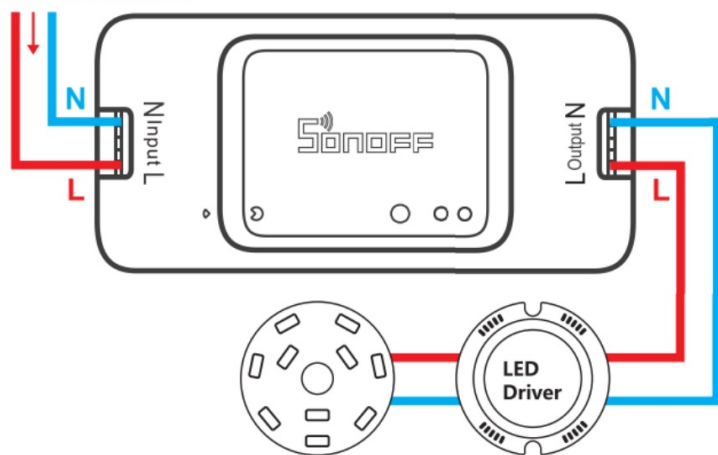
Remove the Protective cover, then connect wires before fixing the wire fastener.



⚠ To make sure a full installation, please align “” with “” when securing the protective cover.

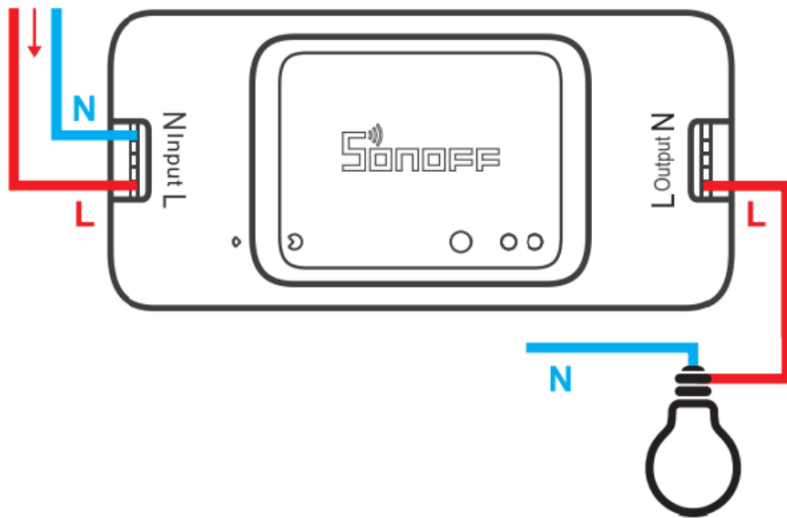
Ceiling lamp wiring instruction.

100-240V AC



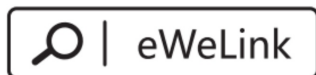
One live wire wiring instruction.

100-240V AC



⚠ Make sure the neutral wire and live wire connection is correct.

### Download APP



### Power on

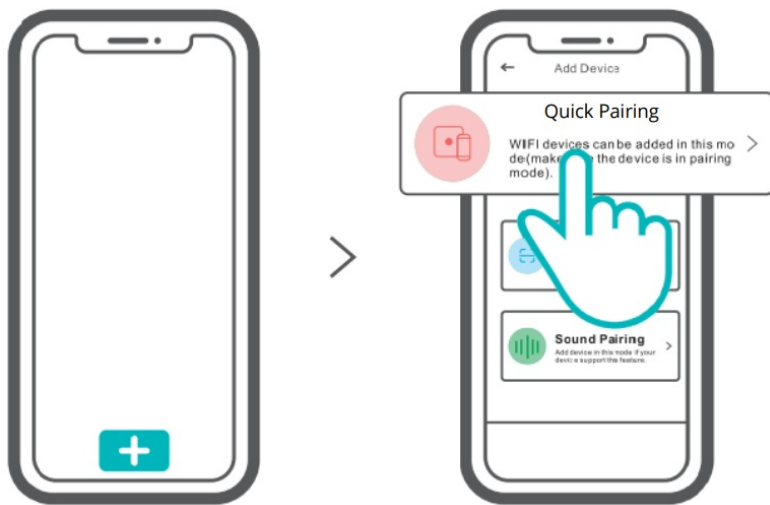


After powering on, the device will enter quick pairing mode (Touch) during the first use. The Wi-Fi LED indicator changes in a cycle of two short and one long flash and release.

⚠ The device will exit the quick pairing mode (Touch) if not paired, within 3mins. If you want to enter this mode,

please long press the manual button for about 5s until the Wi Fi LED indicator changes in a cycle of two short and one long flash and release.

## Add device



Tap “+” and select “Quick Pairing”, then operate following the prompt on the APP.

## User Manual

<https://www.sonoff.tech/usermanuals>

Scan the QR code or visit the website to learn about the detailed user manual and help.

Scan the QR code to read the voice control instruction for Amazon Echo and Google Home.



## Warranty Conditions

A new product purchased in the Alza.cz sales network is guaranteed for 2 years. If you need repair or other services during the warranty period, contact the product seller directly, you must provide the original proof of purchase with the date of purchase.

**The following are considered to be a conflict with the warranty conditions, for which the claimed claim may not be recognized:**

- Using the product for any purpose other than that for which the product is intended or failing to follow the instructions for maintenance, operation and service of the product.
- Damage to the product by a natural disaster, the intervention of an unauthorized person or mechanically through the fault of the buyer (e.g. during transport, cleaning by inappropriate means, etc.).
- Natural wear and aging of consumables or components during use (such as batteries, etc.).
- Exposure to adverse external influences, such as sunlight and other radiation or electromagnetic fields, fluid intrusion, object intrusion, mains overvoltage, electrostatic discharge voltage (including lightning), faulty supply or input voltage and inappropriate polarity of this voltage, chemical processes such as used power supplies, etc.
- If anyone has made modifications, modifications, alterations to the design or adaptation to change or extend the functions of the product compared to the purchased design or use of non-original components.

## EU Declaration of Conformity

Identification data of the manufacturer's / importer's authorized representative:

**Importer:** Alza.cz

**Registered office:** 1522/53, , 170 00 Prague 7

**CIN:** 27082440

**Subject of the declaration:**

**Title:** Wi-Fi Smart Switch

**Model / Type:** BASICR3/BASICRFR3

**The above product has been tested in accordance with the standard(s) used to demonstrate compliance with the essential requirements laid down in the Directive(s):**

Directive No. 2014/53/EU

Directive No. 2011/65/EU as amended 2015/863/EU



Prague, 11.11.2021

## WEEE



This product must not be disposed of as normal household waste in accordance with the EU Directive on Waste Electrical and Electronic Equipment (WEEE – 2012/19 / EU). Instead, it shall be returned to the place of purchase or handed over to a public collection point for the recyclable waste. By ensuring this product is disposed of correctly, you will help prevent potential negative consequences for the environment and human health, which could otherwise be caused by inappropriate waste handling of this product. Contact your local authority or the nearest collection point for further details. Improper disposal of this type of waste may result in fines in accordance with national regulations.

## Support

✉ [www.alza.co.uk/kontakt](http://www.alza.co.uk/kontakt)

☎ +44 (0)203 514 4411

Importer Alza.cz 1522/53, , 170 00 Praha 7, [www.alza.cz](http://www.alza.cz)



## Documents / Resources



[SONOFF BASICRFR3 WiFi Smart Switch](#) [pdf] User Manual

BASICR3, BASICRFR3, BASICRFR3 WiFi Smart Switch, BASICRFR3, WiFi Smart Switch, Smart Switch, Switch

## References

-  [Alza.sk – rýchly a pohodlný nákup odkiaľkoľvek | alza.sk](#)
-  [alza.at](#)
-  [alza.co.uk](#)
-  [alza.de](#)
-  [alza.hu](#)
-  [alza.sk](#)

## Manuals+,

- [home](#)
- [privacy](#)