

SONANCE DSP 2-150 MKIII Analog Input Module



SONANCE DSP 2-150 MKIII Analog Input Module Instruction Manual

[Home](#) » [Sonance](#) » SONANCE DSP 2-150 MKIII Analog Input Module Instruction Manual 

Contents

- 1 SONANCE DSP 2-150 MKIII Analog Input Module
- 2 INSTALLATION
- 3 CONNECTIONS
- 4 LIMITED WARRANTY
- 5 Specifications
- 6 FAQ
- 7 Contact
- 8 Documents / Resources
 - 8.1 References
- 9 Related Posts

SONANCE

SONANCE DSP 2-150 MKIII Analog Input Module



Thank you for purchasing the Analog Input Module for your Sonance DSP series amplifier. The Analog Input Module is compatible with only these amplifier models: DSP 2-150 MKIII, DSP 2-750 MKIII, and DSP 8-130 MKIII.

INSTALLATION

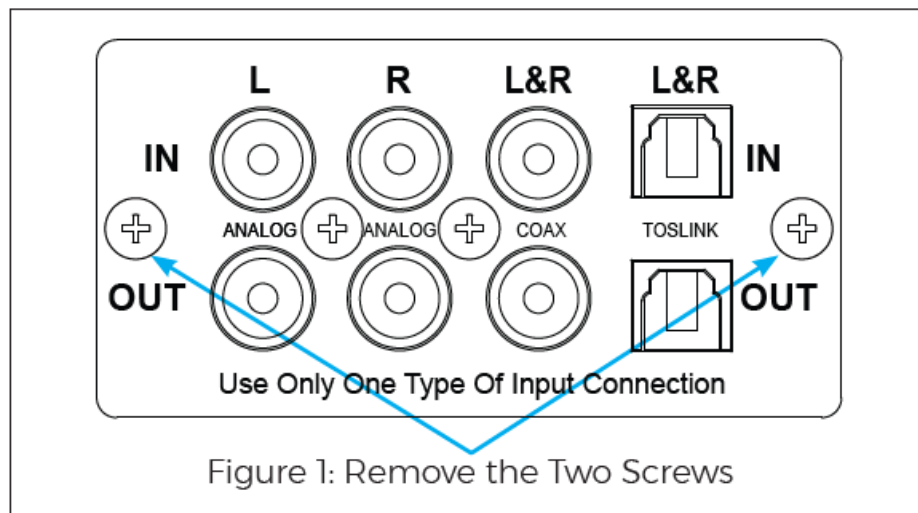
STEP 1

- Turn the amplifier off. Touch one finger to any open RCA connector on the existing input module to discharge any static electricity.

STEP 2

- Disconnect the power cord.

STEP 3



- Remove the two mounting screws that secure the existing input module to the amplifier chassis (see Figure 1).

STEP 4

- Remove the existing input module from the amplifier. Do not pull the module too far out of the amplifier chassis; this could cause the ribbon cable to become disconnected internally.

STEP 5

- Remove the ribbon cable that is connected to the header on the existing input module you are removing.

STEP 6

- Carefully line up the ribbon cable with the header. Push the ribbon cable into the header on the Analog Input Module.

STEP 7

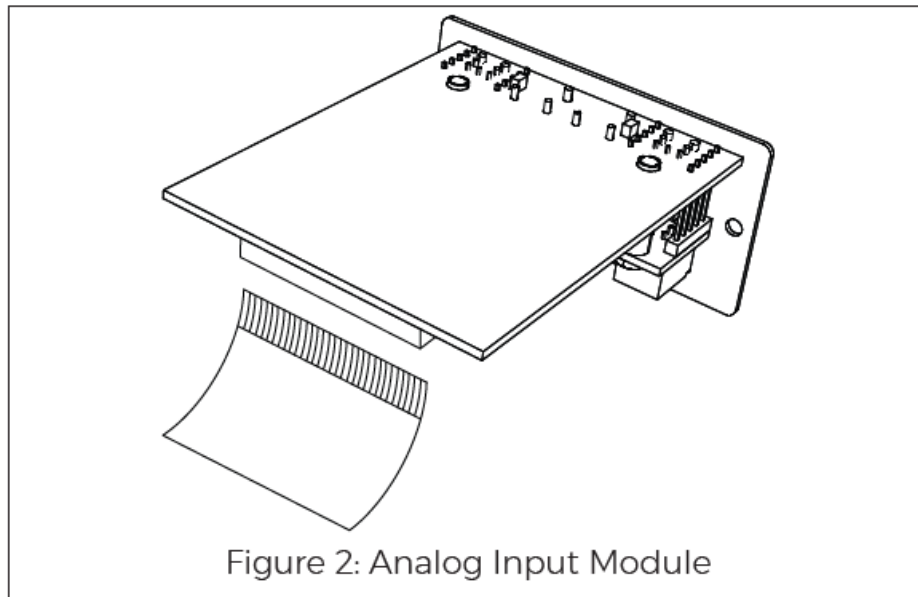


Figure 2: Analog Input Module

- Carefully insert the Analog Input Module into the amplifier being certain not to dislodge any components as you insert the module. Install the two screws that secure the module to the chassis.

CONNECTIONS

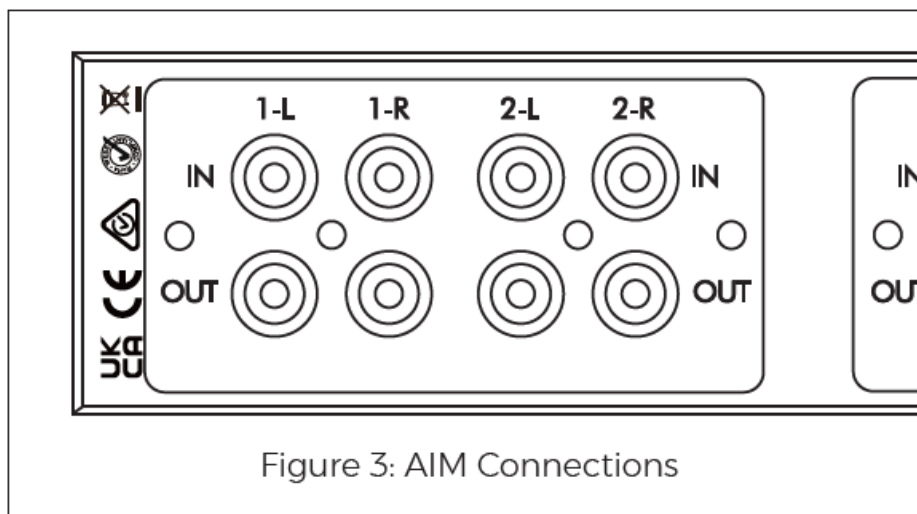


Figure 3: AIM Connections

- Each input also has a buffered loop output. The buffered loop output allows an audio source to be shared with multiple amplifiers.
- Select the input in the Sonarc setup software normally. No special settings are required in the Sonarc setup software when using the Analog Input Module.

LIMITED WARRANTY

LIMITED TWO (2) YEAR WARRANTY

Sonance warrants to the first end-user purchaser that this Sonance-brand product (Sonance Analog Input Module) when purchased from an authorized Sonance Dealer/Distributor, will be free from defective workmanship and materials for the period stated below. Sonance will at its option and expense during the warranty period, either repair the defect or replace the Product with a new or remanufactured Product or a reasonable equivalent.

EXCLUSIONS: TO THE EXTENT PERMITTED BY LAW, THE WARRANTY SET FORTH ABOVE IS IN LIEU OF, AND EXCLUSIVE OF, ALL OTHER WARRANTIES, EXPRESS OR IMPLIED, AND IS THE SOLE AND EXCLUSIVE WARRANTY PROVIDED BY SONANCE. ALL OTHER EXPRESS AND IMPLIED WARRANTIES, INCLUDING THE IMPLIED WARRANTIES OF MERCHANTABILITY, IMPLIED WARRANTY OF FITNESS FOR USE, AND IMPLIED WARRANTY OF FITNESS FOR A PARTICULAR PURPOSE ARE SPECIFICALLY EXCLUDED.

No one is authorized to make or modify any warranties on behalf of Sonance. The warranty stated above is the sole and exclusive remedy and Sonance's performance shall constitute full and final satisfaction of all obligations, liabilities and claims with respect to the Product.

IN ANY EVENT, SONANCE SHALL NOT BE LIABLE FOR CONSEQUENTIAL, INCIDENTAL, ECONOMIC, PROPERTY, BODILY INJURY, OR PERSONAL INJURY DAMAGES ARISING FROM THE PRODUCT, ANY BREACH OF THIS WARRANTY OR OTHERWISE.

This warranty statement gives you specific legal rights, and you may have other rights which vary from state to state. Some states do not allow the exclusion of implied warranties or limitations of remedies, so the above exclusions and limitations may not apply. If your state does not allow disclaimer of implied warranties, the duration of such implied warranties is limited to period of Sonance's express warranty. Your Product Model and Description: Sonance Analog Input Module. Warranty Period for this Product: Two (2) years from the date on the original sales receipt or invoice or other satisfactory proof of purchase.

Additional Limitations and Exclusions from Warranty Coverage: The warranty described above is non-transferable, applies only to the initial installation of the Product, does not include installation of any repaired or replaced Product, does not include damage to allied or associated equipment which may result for any reason from use with this Product, and does not include labor or parts caused by accident, disaster, negligence, improper installation, misuse (e.g., overdriving the amplifier or speaker, excessive heat, cold or humidity), or from service or repair which has not been authorized by Sonance.

Obtaining Authorized Service: To qualify for the warranty, you must contact your authorized Sonance Dealer/Installer or call Sonance Customer Service at [949-492-7777](tel:949-492-7777) within the warranty period, must obtain a return merchandise number (RMA), and must deliver the Product to Sonance shipping prepaid during the warranty period, together with the original sales receipt, or invoice or other satisfactory proof of purchase.

Warranty Process: Please follow the troubleshooting instructions in this manual or work with your Sonance dealer to determine the exact nature of the fault. Sonance provides a 2-Year Limited Warranty to the original owner with proof of purchase from an authorized Sonance dealer. The warranty does not cover shipping charges back to Sonance or the use of the product in an environment or application not approved by Sonance.

In order to initiate a warranty claim:

1. Contact Sonance Technical Support with a description of the fault, the amplifier's serial number and the date of purchase from an authorized Sonance dealer at: technicalsupport@sonance.com
2. Sonance Technical Support will follow-up and may request additional troubleshooting.
3. Once a determination has been made on the fault, Sonance Customer Service will follow-up by email. Please have a scanned copy of your Sonance Analog Input Module sales invoice ready to send upon request to document the amplifier's warranty status.
4. Sonance Customer Service will provide an RMA number to be included on the shipping label of the packaging. Please send the amplifier back in its original factory carton, which has been specifically designed to protect the amplifier during transit.

Contact us at: <https://www.sonance.com/company/contact>

Specifications

Product Model	Sonance Analog Input Module
Warranty Period	Two (2) years
Customer Service Number	949-492-7777
Technical Support Email	technicalsupport@sonance.com

FAQ

- **What models of amplifiers is the Analog Input Module compatible with?**
 - The module is compatible with DSP 2-150 MKIII, DSP 2-750 MKIII, and DSP 8-130 MKIII models.
- **How does the warranty process work?**
 - You need to contact Sonance Technical Support, provide details about the fault, and follow instructions to send the product back with an RMA number if a fault is confirmed.
- **What does the warranty cover?**
 - The warranty covers defective workmanship and materials and will be honored by repair or replacement of the product.
- **Are there any warranty exclusions?**
 - Yes, the warranty does not cover any damage due to accident, disaster, misuse, or unauthorized service, among other exclusions.


Contact

SONANCE

- 991 Calle Amanecer San Clemente, CA 92673 USA
- **PHONE:** [949-492-7777](tel:949-492-7777)
- **FAX:** [949-361-5151](tel:949-361-5151)
- **Technical Support:** [949-492-7777](tel:949-492-7777) 10.05.2023

©2023 Sonance. All rights reserved. Sonance is a registered trademarks of Dana Innovations. Due to continuous product improvement, all features and specifications are subject to change without notice. For the latest Sonance product specification information visit our website: www.sonance.com

Documents / Resources

	<p>SONANCE DSP 2-150 MKIII Analog Input Module [pdf] Instruction Manual</p> <p>DSP 2-150 MKIII, DSP 2-750 MKIII, DSP 8-130 MKIII, DSP 2-150 MKIII Analog Input Module, DSP 2-150 MKIII, Analog Input Module, Input Module, Module</p>
--	---

References

- [User Manual](#)

[Manuals+](#), [Privacy Policy](#)

This website is an independent publication and is neither affiliated with nor endorsed by any of the trademark owners. The "Bluetooth®" word mark and logos are registered trademarks owned by Bluetooth SIG, Inc. The "Wi-Fi®" word mark and logos are registered trademarks owned by the Wi-Fi Alliance. Any use of these marks on this website does not imply any affiliation with or endorsement.