



SOLIGHT WO8009 LED Lighting With Remote Control Solid Oak Instruction Manual

[Home](#) » [Solight](#) » SOLIGHT WO8009 LED Lighting With Remote Control Solid Oak Instruction Manual 



WO8009 | WO8010
LED lighting with remote control Solid
Oak

Dear customer, thank you for purchasing our product. Please read the following instructions carefully and follow them to serve you safely and to your full satisfaction. This will prevent misuse or damage. Avoid unprofessional handling of this appliance and always observe the electrical appliance usage guidelines. Do not hang or cover the luminaire with anything. Keep the instruction manual carefully. Installation must only be carried out by qualified personnel.

Contents

- [1 TECHNICAL PARAMETERS](#)
- [2 INSTALLATION](#)
- [3 REMOTE CONTROL](#)
- [4 Documents / Resources](#)
 - [4.1 References](#)

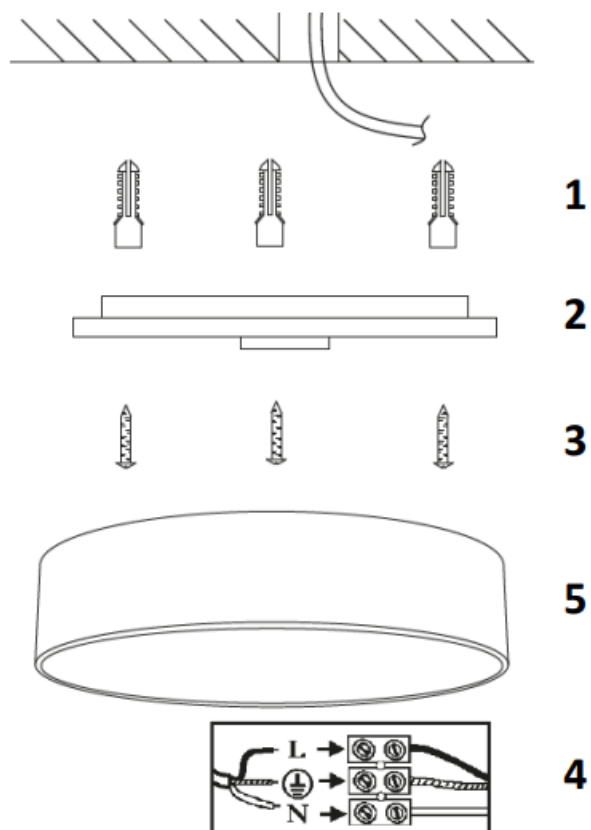
TECHNICAL PARAMETERS

	W08009	W08010
Voltage	220-240V AC	220-240V AC
Consumption	48W for 4000K, 24W for 3000K and 6000 K	60W for 4000K, 32W for 3000K and 6000K
Luminous flux	33601m for 4000K, 17001m for 3000K and 6000K	42001m for 4000K, 21001m for 3000K and 6000K
Chromaticity	3000K, 4000K, 6000K	3000K, 4000K, 6000K
Coverage	IP20	IP20
LED lifetime	20.000 hours	20.000 hours
Dimensions	390 x 80 mm	505 x 90 mm
Operating temperature	-20°C to 50°C	-20°C to 50°C

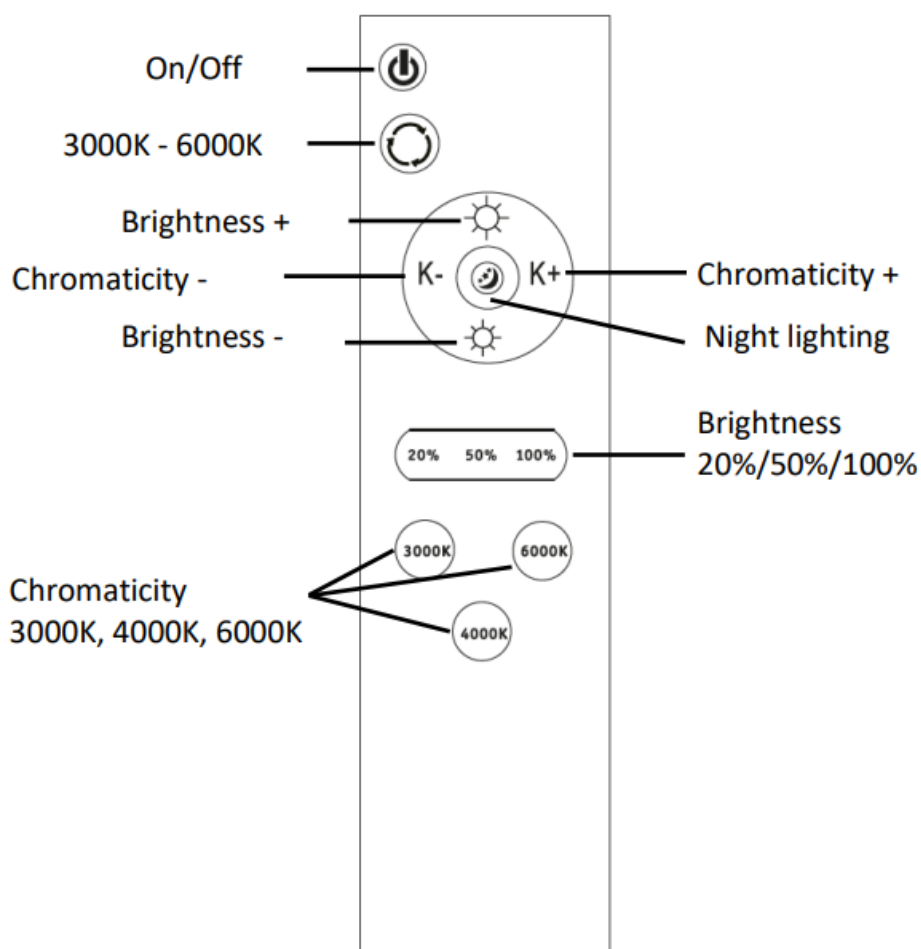
INSTALLATION

Switch off the power supply before installation!

1. Insert the dowels into the pre-drilled holes.
2. Remove the rear of the luminaire by turning it and thread the supply cable through the hole in the rear of the luminaire.
3. Screw on the back of the luminaire.
4. Connect the supply cable to the terminal block and make sure that the connection is correct.
5. Rotate to attach the front of the luminaire to the rear.
6. Switch on the power supply.



REMOTE CONTROL



The light source of this luminaire is non-replaceable, at the end of its service life the entire luminaire must be replaced and disposed of in a designated place. This product contains a light source that for design reasons

cannot be removed for verification and therefore the entire product is considered a light source. The manufacturer is not liable for any damage caused by improper use.


The product has been issued with a CE declaration of conformity in accordance with the applicable regulations.

On request from the manufacturer: info@solight.cz, or downloadable from www.solight.cz/en.



Solight Holding, s.r.o., Na Brně 1972, Hradec Králové 500 06, Czech Republic.

Documents / Resources

	SOLIGHT WO8009 LED Lighting With Remote Control Solid Oak [pdf] Instruction Manual WO8009, WO8009 LED Lighting With Remote Control Solid Oak, LED Lighting With Remote Control Solid Oak, Remote Control Solid Oak, Solid Oak
---	--

References

- [User Manual](#)

Manuals+, Privacy Policy

This website is an independent publication and is neither affiliated with nor endorsed by any of the trademark owners. The "Bluetooth®" word mark and logos are registered trademarks owned by Bluetooth SIG, Inc. The "Wi-Fi®" word mark and logos are registered trademarks owned by the Wi-Fi Alliance. Any use of these marks on this website does not imply any affiliation with or endorsement.