

SOLIGHT
DT34A Timer
with Dusk
Sensor



SOLIGHT DT34A Timer with Dusk Sensor Instruction Manual

[Home](#) » [Solight](#) » SOLIGHT DT34A Timer with Dusk Sensor Instruction Manual 

Contents

- 1 SOLIGHT DT34A Timer with Dusk Sensor
- 2 FAQs
- 3 PRODUCT INFORMATION
- 4 TECHNICAL PARAMETERS
- 5 DESCRIPTION OF EQUIPMENT
- 6 CONTROL AND START-UP
- 7 SAFETY NOTICE
- 8 Documents / Resources
 - 8.1 References

SOLIGHT

SOLIGHT DT34A Timer with Dusk Sensor



FAQs

- **Q: Can I use this timer outdoors?**

- A: Yes, the device can be used indoors or outdoors with an IP44 protection rating.

- **Q: What should I do if the device is damaged?**

- A: If the device is damaged, do not attempt to repair it yourself. Contact the manufacturer's service department for assistance.


PRODUCT INFORMATION

Thank you for purchasing our dusk sensor timer. Please read this manual carefully and pay attention to the safety warnings and instructions before using the device. This will ensure not only the protection of persons but also the long term viability of the device

TECHNICAL PARAMETERS

Input/output voltage	230V
Maximum output current	16A
Maximum load	3680W
Degree of coverage	IP44
Operating temperature	-10°C to 40°C
Number of operating modes	6 (On / twilight sensor / 2 h / 4 h / 6 h / 8 h)
To activate the dusk sensor	5-15lux
To deactivate the dusk sensor	30-70lux

DESCRIPTION OF EQUIPMENT



1. dusk sensor
2. LED power indicator
3. rotary switch
4. twilight mode (on after dark)
 - OFF – The device is switched OFF
 - ON – The device is switched ON
 - 2Hr, 4Hr, 6Hr and 8Hr – selected program

CONTROL AND START-UP

Connect the device to the mains, after switching on the LED power indicator will light up. Turn the knob to select the desired program.

Programs:

- OFF – switching OFF the device
- ON – switching ON the device (without dimming sensor)
- DUSK/DAWN – switching on the device from dusk to dawn, activation by the dusk sensor (5-15lx.)
- 2 hrs – switching on the device for 2 hours, from the activation of the twilight sensor
- 4 hrs – switching on the device for 4 hours, from the activation of the twilight sensor
- 6 hrs – switching on the device for 6 hours, from the activation of the twilight sensor
- 8 hrs – switching on the device for 8 hours, from the activation of the twilight sensor

To ensure proper operation, do not cover the dusk sensor or place it within the range of artificial light. Switching on the lighting (for more than 8 seconds and with a light intensity of 30-70 lux) switches off the twilight sensor and the selected program. The program restarts when the lighting is switched off.


SAFETY N OTICE

- Read and keep the instructions for use carefully.
- Use of the equipment contrary to the instructions for use may cause damage to the equipment, fire, electric shock, or other danger to the user.
- The manufacturer Solight Holding, s.r.o. is not liable for damages caused by improper use of the equipment.
- Before use, check the device for damage, if it is, claim it.
- Do not open, disassemble or repair the equipment. All repairs may only be carried out by the manufacturer's service department.
- The device can be used indoors or outdoors, the product's degree of protection is IP44.
- Protect the equipment from drops, shocks, high and low temperatures, direct sunlight, chemicals, flammable and other factors that could affect the operation of the equipment.
- Always clean the device with a dry and soft cloth. Do not use abrasive cleaners, alcohol, solvents or other strong cleaning agents.
- Keep the device out of the reach of children and animals.
- Do not connect appliances whose total power exceeds the permissible load (16 A, 3680 W) and appliances containing heating elements (cookers, toasters, irons, etc.) to the timer socket.
- Do not connect the device to extension cords.


MORE INFO

The product has been issued with a CE declaration of conformity in accordance with the applicable regulations. On request from the manufacturer: info@solight.cz, or downloadable from www.solight.cz/en.

Documents / Resources

	<p>SOLIGHT DT34A Timer with Dusk Sensor [pdf] Instruction Manual DT34A Timer with Dusk Sensor, DT34A, Timer with Dusk Sensor, Dusk Sensor, Sensor</p>
---	---

References

-  SOLIGHT.cz | Your B2B partner and wholesale for Lighting, Electrical, Smart Home, Measuring technology and other 1500+ products
- [User Manual](#)

[Manuals+.](#) [Privacy Policy](#)

This website is an independent publication and is neither affiliated with nor endorsed by any of the trademark owners. The "Bluetooth®" word mark and logos are registered trademarks owned by Bluetooth SIG, Inc. The "Wi-Fi®" word mark and logos are registered trademarks owned by the Wi-Fi Alliance. Any use of these marks on this website does not imply any affiliation with or endorsement.