



## TekScope PC Software Installation Guide

[Home](#) » [Software](#) » TekScope PC Software Installation Guide 

### Contents

- [1 TekScope PC Software](#)
- [2 Installation Guide](#)
- [3 Documents / Resources](#)
  - [3.1 References](#)
- [4 Related Posts](#)



**TekScope PC Software**



## Installation Guide

If you already have a TekCloud account, you have access to both TekScope and TekDrive. This is a different login from your Tektronix account. The instructions below are for those who have not registered yet. You can register for a TekCloud account by registering for either TekScope or TekDrive. Once registered, you will have access to both applications.

### Register, Download, and Install TekScope PC Software

1. Go to <https://www.tekcloud.com/tekscope/>.
2. Click Get TekScope.
3. Verify your email address.
4. Enter your email and choose a password.

## Register

Email [Sign Into An Existing Account](#)

Password 8+ letters or numbers


Repeat Password

☐ [Agree to Terms of Use and Privacy Policy](#)  
By checking this box, you acknowledge that you have read and agree to abide by our Terms of Use and acknowledge our privacy policy.

☐ Stay signed in

Register

5. Enter your personal and address information. Please make sure to enter accurate information, otherwise your account may be flagged and registration will be delayed.
1. You may be asked to verify the address you entered.
  2. If your account requires additional review, you will need to wait up to two business days.
  3. If you have already purchased a license and received an activation code, enter it in the Prepaid Code field at the bottom, and skip to step 8. This will allow you to skip plan selection and go directly to downloading the software and the license file.



### Setup your TekCloud account

First Name \*

Last Name \*

WHERE DO YOU DO YOUR WORK?

Country \*  
United States of America ▼

Company \*

Address Line 1 \*  
Street address, no PO box

Address Line 2  
Apartment, suite, unit, building, floor, etc.

City \*

State / Province / Region \*

Postal Code \*

Phone

HAVE A PREPAID CODE?

Prepaid Code  
(case-sensitive)

Apply

Verify Address and Create Account

6. Select the plan you want: Starter, Professional, Ultimate. Click Choose Plan at the bottom of the page.

#### ← Your TekScope Subscription

1. Choose a Plan 2. Review

Expires in 14 Days  
Won't auto-renew

Free

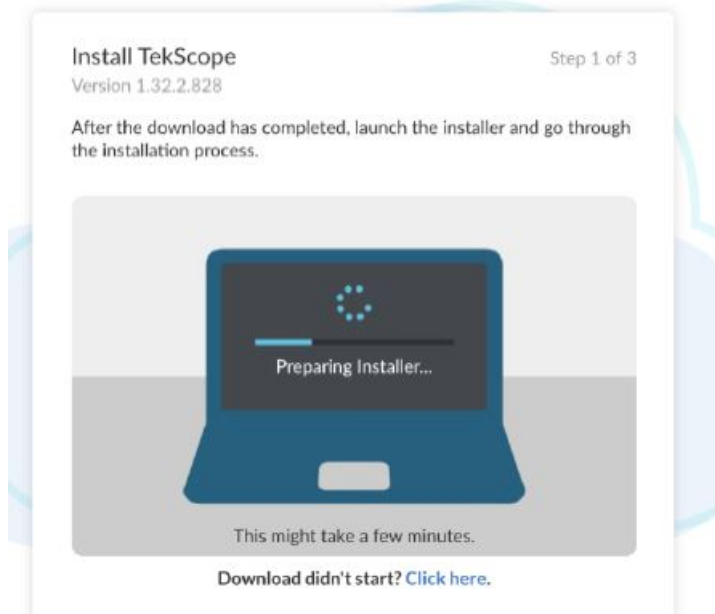
<b>Starter</b> <span>Try Free</span> <input checked="" type="radio"/>	<b>Professional</b> <span>Try Free</span> <input type="radio"/>	<b>Ultimate</b> <span>Try Free</span> <input type="radio"/>
\$190 / year	\$390 / year	\$490 / year

7. Review your selection and click Start 14-day Trial.

8. While you are waiting for the installer to download TekScope. This process may take a few minutes.



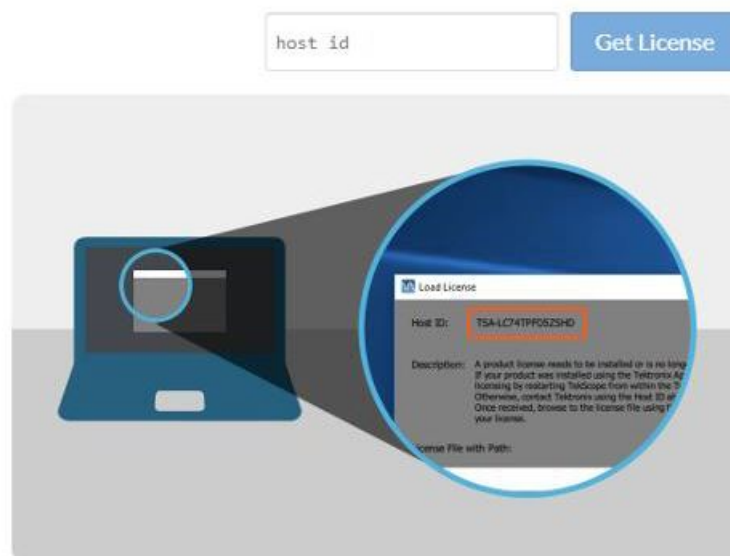
Congratulations, your account has been activated.  
Follow the steps below to download and install TekScope.



9. Once the download is complete, open the .exe file to install the TekScope application.
10. Once installation is complete, a desktop icon will show up on your desktop.
11. Launch TekScope application and take note of the Host-ID. Enter it in the webpage and click Get License to download a .lic file.

**Get License** Step 2 of 3

Once installed, launch TekScope and take note of the **host id**.  
Enter it in the field below and click *Get License* to download a .lic file.

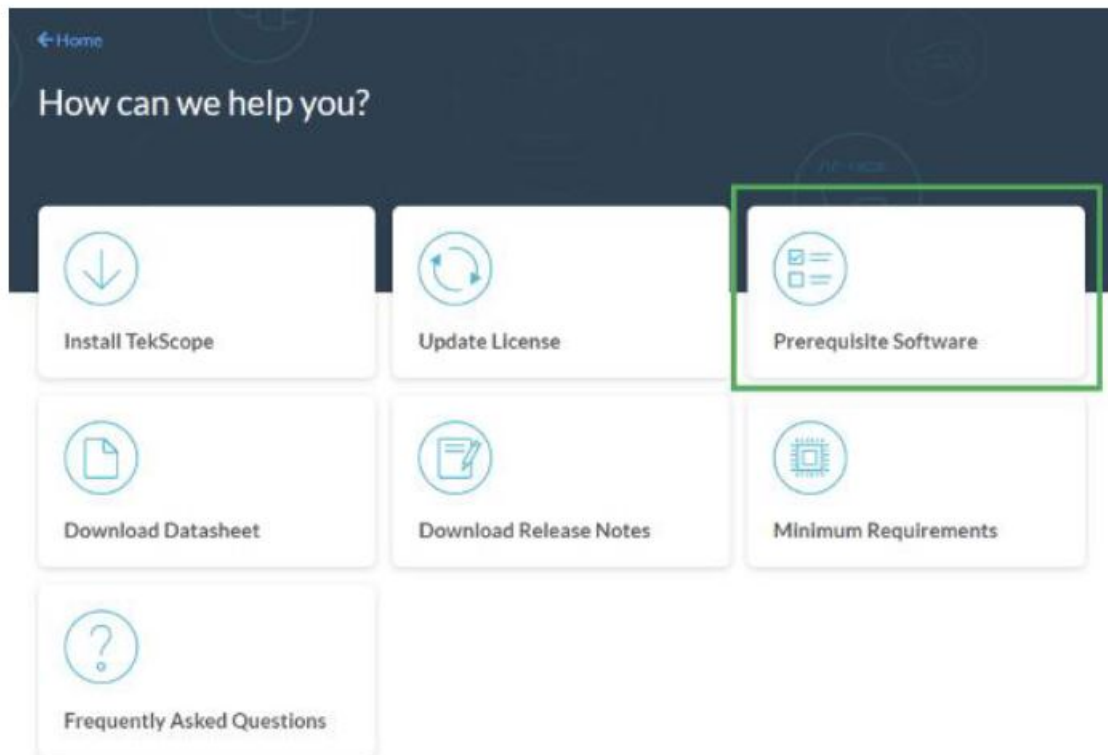


12. Open the downloaded .lic from the Load License window.

Open the downloaded .lic from the Load License window.



13. After the license has been installed, relaunch the application. You will now have access to the TekScope application with the requested license.
14. **Important:** In many cases, you will need to use certain software functionalities that require additional software packages to be installed. To install these software packages, go to Help on the right top corner of the webpage and then click Prerequisite Software. Install any software package you need for your work.



Copyright © Tektronix. All rights reserved. Tektronix products are covered by U.S. and foreign patents, issued and pending. Information in this publication supersedes that in all previously published material. Specification and price change privileges reserved. TEKTRONIX and TEK are registered trademarks of Tektronix, Inc. All other trade names referenced are the service marks, trademarks or registered trademarks of their respective companies.



Documents / Resources

	<p><a href="#">Software TekScope PC Software</a> [pdf] Installation Guide</p> <p>TekScope PC Software, TekDrive</p>
---	---

References

- [🔗 TekScope | Homepage](#)