

Software s ONLINE GIVING Software Instructions

[Home](#) » [Software s](#) » Software s ONLINE GIVING Software Instructions 

SOFTWARE



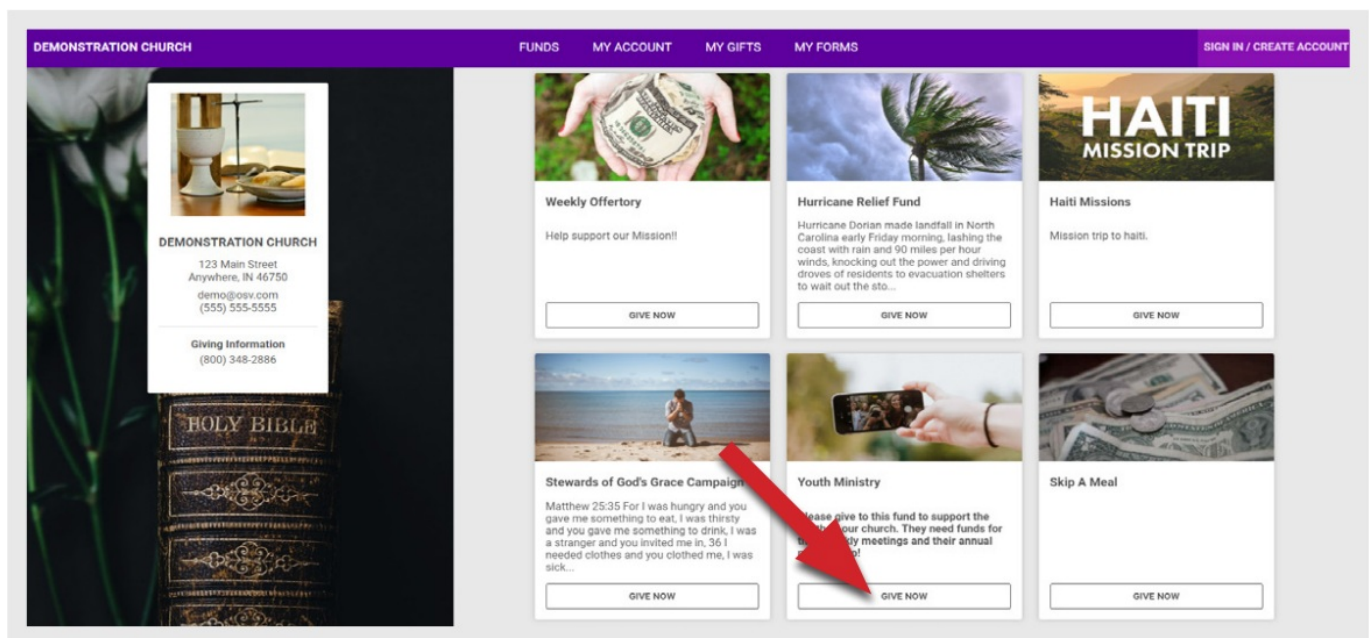
Software s ONLINE GIVING Software
Instructions

Contents

- [1 Select Fund](#)
- [2 Configure Gift](#)
- [3 Fill in Your Information](#)
- [4 Documents / Resources](#)
- [5 Related Posts](#)

Select Fund

On the Giving page, click on the Fund that you would like to donate to.



Configure Gift

×

Configure Gift

Gift Amount

\$ 25

Gift Type

Recurring

▼

Frequency

Weekly

▼

Start Date

08/31/2022

📅

CANCEL

CONTINUE


- Enter Amount
- Gift Type – Recurring or One Time
- If Recurring – Select Frequency
- Start Date
- Click Continue

Fill in Your Information

Your Information

Email

Create an account for a recurring gift
Enter a password below to save this payment method. Next time sign in with your email and password to manage payment methods and gifts.

Create a password 

First Name Last Name

Phone (optional)

Payment Information

Payment Type Bank Account Type

Bank Checking

Routing Number Account Number

Payment Method Address

Address 1 Address 2

City State Zip

CANCEL SUBMIT YOUR GIFT

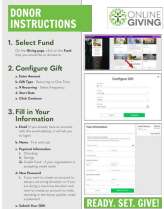
Youth Ministry **\$25.00**
Weekly [Edit](#) | [Delete](#)
Date: 08/31/2022

Total: \$25.00

- a. Email (if you already have an account with this email address, it will ask you to log in)
- b. Name – First and Last
- c. Payment Information
 - i. Checking
 - ii. Savings
 - iii. Credit Card – if your organization is accepting credit cards
- d. New Password
 - i. If you want to create an account to setup a recurring donation or if you are doing a one-time donation and want to create an account to make donating in the future quicker, enter a password.
- e. Submit Your Gift!

READY. SET. GIVE

Documents / Resources



[Software s ONLINE GIVING Software](#) [pdf] Instructions
ONLINE GIVING, Software, ONLINE GIVING Software

