



# Software s ESTeem Horizon Series Software Update Instructions

[Home](#) » [Software s](#) » Software s ESTeem Horizon Series Software Update Instructions



## Contents [ [hide](#) ]

- [1 New Features](#)
- [2 Update Procedure](#)
- [3 Operating System Update](#)
- [4 Documents / Resources](#)
  - [4.1 References](#)
- [5 Related Posts](#)

## New Features

In this software update, the following new features were implemented:

**New Wireless Feature** – A new feature was added to the Horizon series that will give the radio mobile functionality when programmed for Mesh networking. This Dynamic Mesh system can have remote Horizon radios enter and exit a Mesh network based on receive signal strength or lost packet count. When using this Dynamic Mesh, mobile clients can connect to these Mesh radios as an Access Point.

**Wireless Optimization** – By incorporating a new method of packet transfer, the fixed (non-mobile) modes of operation (AP Bridge, AP Router, and AP Masquerade) have a dramatic increase in data throughput.

**Security** – The administrative (admin) password for each new Horizon radio will be unique. On firmware upgrade, the configured admin will not be changed unless returned to factory defaults.

**Networking** – The Horizon radios now support IGMP Snooping in Ethernet networks operating this protocol.

## Update Procedure

The software update can be completed using the Discovery Utility, ESTeem Networking Suite, or web interface. This procedure will update the radios using the web interface to integrate the security update and new features. To complete the software update you will need the following update file either sent by ESTeem support or available for download from our web page at <https://www.esteem.com/firmware> swupdate-horizon-202208101311.img (Firmware Update Image)

## Operating System Update

1. To update the operating system software, open Horizon radio's web interface with any web browser and select Software Update (Figure 1). Select "Software update image file" and press the Next button.

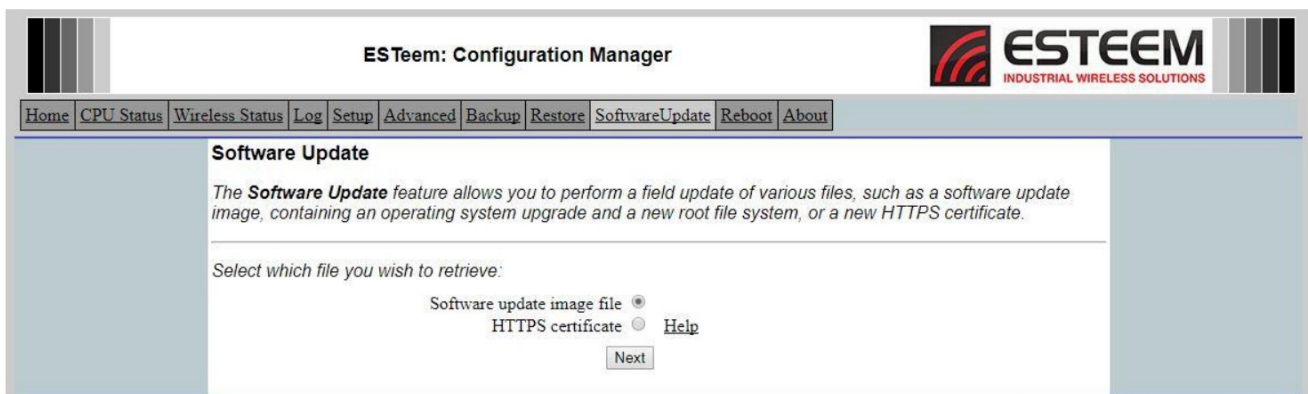


Figure 1: Software Update

1. Select "Upload via web browser" and press the Next button.
2. Press the Choose File button and select the swupdate-horizon-202208101311.img file from the location it was saved on the computer. The file name will be displayed in the "software image path". Press the Upload File button and Figure 2 will be displayed.
3. Press the Validate and Update button to verify the integrity of the update file and complete the software update. The software update will take approximately 2 minutes to complete the update.

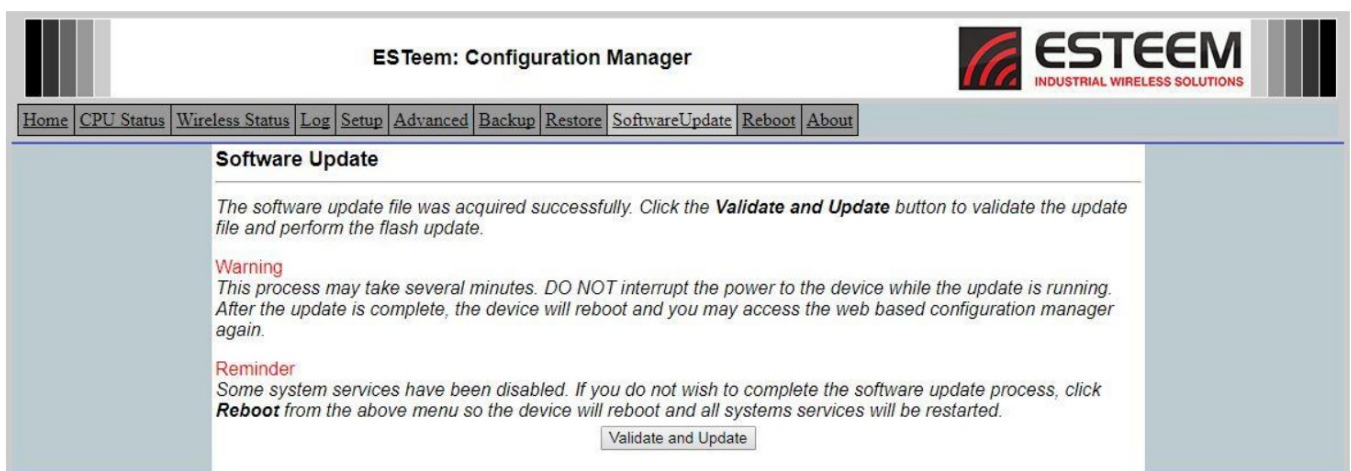



Figure 2: Validate and Update

Revised: 17 August 2022  
ESTeem Horizon Series

	<p><a href="#">Software s ESTeem Horizon Series Software Update</a> [pdf] Instructions ESTeem Horizon Series Software Update</p>
--	--

References

-  [Firmware Download - ESTeem](#)