



socket mobile D730 Barcode Scanner User Guide

[Home](#) » [socket mobile](#) » socket mobile D730 Barcode Scanner User Guide 

Contents

- [1 socket mobile D730 Barcode Scanner](#)
- [2 Prior to first use – Fully charge your barcode reader](#)
- [3 Download the Socket Mobile Companion app to set-up your barcode reader](#)
- [4 Register your barcode reader to activate a 90-day warranty extension](#)
- [5 Bluetooth Connection Modes](#)
- [6 Factory Reset](#)
- [7 Add SocketCare extended warranty coverage](#)
- [8 Limited Warranty Summary](#)
- [9 Documents / Resources](#)
 - [9.1 References](#)
- [10 Related Posts](#)



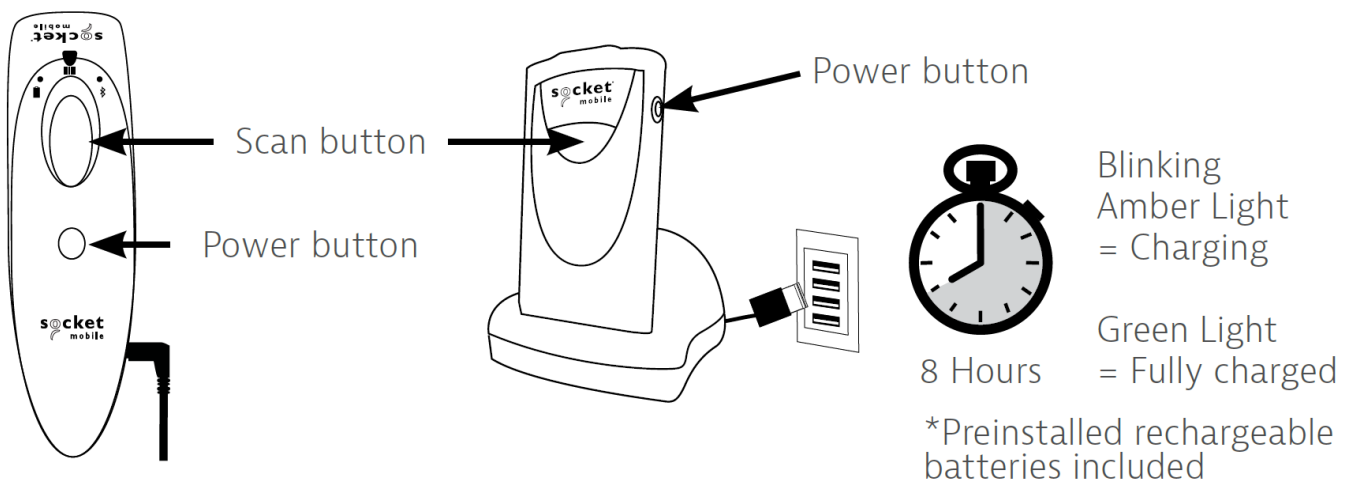
socket mobile D730 Barcode Scanner



For best results, please follow instructions below

Prior to first use – Fully charge your barcode reader

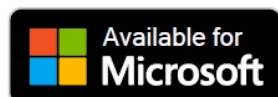
Use a wall charger to charge batteries until the battery light turns solid green (up to 8 hours).



Charging Requirements:

- Min 5.0 VDC, 1 AMP
- Max 5.5 VDC, 3 AMPs

Download the Socket Mobile Companion app to set-up your barcode reader



Scan QR Code with your device to visit the Companion app download page, or go to socketmobile.com/support/companion

Register your barcode reader to activate a 90-day warranty extension

If the Companion app cannot be installed, pair your barcode reader directly to the host device

1. On host device – turn off Bluetooth.
2. Power on the barcode reader.
3. Select and scan a Bluetooth connection mode barcode (see following page).
4. On host device – turn Bluetooth back on and pair barcode reader.

You are now ready to start scanning! For a complete user guide: socketmobile.com/downloads


Need help?

Visit socketmobile.com/support For device set-up: socketmobile.com/device-set-up

Bluetooth Connection Modes


iOS Application Mode (Default)

Use this mode with an Apple app designed for Socket Mobile barcode readers.



Android/Windows Application Mode

Use this mode with an Android app designed for Socket Mobile barcode readers.




Basic Keyboard Mode

Configures the barcode reader to Human Interface Device (HID).

Factory Reset

Revert all settings to factory defaults. The barcode reader will power off after scanning this barcode.



Add SocketCare extended warranty coverage

Purchase SocketCare within 60 days from the date of purchase of the barcode reader. Product Warranty: The barcode reader's warranty period is one year from the date of purchase. Consumables such as batteries and charging cables have a limited warranty of 90 days. Extend your barcode reader's standard one-year limited warranty coverage up to five years from the date of purchase. Additional service features are available to further enhance your warranty coverage:

- Warranty period extension only
- Express Replacement Service
- One-Time Accidental Coverage
- Premium Service

Environment

Socket Mobile is committed to combating global climate change. We back up this commitment with sensible, sustainable policies dedicated to achieving tangible results. Learn about the specifics of our environmental practices here: socketmobile.com/terms-conditions/environmental-awareness. Important Information – Safety, Compliance and Warranty

Safety and Handling

See Safety and Handling in the User Guide: socketmobile.com/download

Regulatory Compliance

Regulatory information, certification and compliance marks specific to the Socket Mobile barcode scanner are available in Regulatory Compliance: socketmobile.com/regulatory-compliance.

IC and FCC Compliance Statement

This device complies with Industry Canada license exempt RSS standard(s). This device complies with part 15 of the FCC rules. Operation is subject to the following two conditions: (1) this device may cause interference, and (2) this device must accept any interference, including interference that may cause undesired operations.

EU Compliance Statement

Socket Mobile hereby declares that this wireless device is in compliance with the essential requirements and other relevant provisions. Products intended for sale within the European Union are marked with a CE Mark, which indicates compliance to applicable Directives and European Normes (EN), as follows. Amendments to these Directives or ENs are included: Normes (EN), as follows:

CONFORMS TO THE FOLLOWING EUROPEAN DIRECTIVES

- Low Voltage Directives: 2014/35/EU
- RED Directive: 2014/53/EU
- EMC Directive: 2014/30/EU
- RoHS Directive: 2015/863
- WEEE Directive: 2012/19/EC

Battery and Power Supply


The barcode reader contains a rechargeable battery which may present a risk of fire or chemical burn if mistreated. Do not charge or use the unit in a car or similar place where the inside temperature may be over 60 degrees C or 140 degrees F.

Limited Warranty Summary

Socket Mobile Incorporated warrants this product against defects in material and workmanship, under normal use and service, for one (1) year from the date of purchase. Products must be purchased new from a Socket Mobile authorized distributor, reseller or from the SocketStore on Socket Mobile's website: socketmobile.com. Used products and products purchased through non-authorized channels are not eligible for this warranty support. Warranty benefits are in addition to rights provided under local consumer laws. You may be required to furnish proof of purchase details when making a claim under this warranty. For more warranty information:

socketmobile.com/warranty

Documents / Resources

 <p>socket mobile Get Started With Your Socket Mobile Barcode Reader</p> <p>For best results, please follow these instructions:</p> <ol style="list-style-type: none"> 1. Remove the cap and fully charge your barcode reader. Use a wall charger to charge the battery, and the battery light turns red when fully charged (approx. 4 hours). 2. Download the Socket Mobile Companion app to set up your barcode reader. 3. Register your barcode reader to activate a 10-day warranty extension. 	<p>socket mobile D730 Barcode Scanner [pdf] User Guide D730, Barcode Scanner</p>
---	--

References

- [🔗 SocketCare - Socket Mobile-JP](#)
- [🔗 Mobile Data Capture Solutions - Socket Mobile](#)
- [🔗 Device Set-Up FAQs & Troubleshooting - Socket Mobile](#)
- [🔗 Product Support Manuals & Image Downloads - Socket Mobile](#)
- [🔗 Product Support Manuals & Image Downloads - Socket Mobile](#)
- [🔗 Barcode Scanner, NFC Reader Writer Support - Socket Mobile](#)
- [🔗 SocketCare Extended Warranty Support - Socket Mobile](#)
- [🔗 Environmental Awareness and Compliance - Socket Mobile](#)
- [🔗 Geräteeinrichtung \(Setup\), FAQ, Troubleshooting, Anleitung - Socket Mobile-EMEA](#)
- [🔗 Support - Socket Mobile-EMEA](#)
- [🔗 SocketCare Garantieerweiterung Support-Center - Socket Mobile-EMEA](#)
- [🔗 FAQ & aide - configuration de l'appareil - Socket Mobile-EMEA](#)
- [🔗 Assistance & SAV lecteurs code-barres & NFC - Socket Mobile-EMEA](#)
- [🔗 Extension de garantie SocketCare - Socket Mobile-EMEA](#)

