



socket mobile D700 Linear Scanner User Guide

[Home](#) » [socket mobile](#) » socket mobile D700 Linear Scanner User Guide 

Contents

- [1 socket mobile D700 Linear Scanner](#)
- [2 Need support?](#)
- [3 SCANNER SET UP](#)
- [4 Bluetooth Connection Modes](#)
- [5 Important Information – Safety, Compliance and Warranty](#)
- [6 Documents / Resources](#)
 - [6.1 References](#)
- [7 Related Posts](#)



socket mobile D700 Linear Scanner



Set up your scanner with Socket Mobile Companion App

- Easy Pairing
- Check Device Status
- Check Warranty
- Register Your Scanner

Learn More: socketmobile.com/companion

Go Green – For manuals, go to socketmobile.com/downloads

Need support?

Thank you for choosing a Socket Mobile product. We are delighted to welcome you as a customer and want you to know that we have worked hard to ensure you have a good experience using our products.

In the unlikely event that you have trouble using your product please do not hesitate to contact us directly.

With a global Support infrastructure in place, Socket Mobile can provide the following services directly to you, the customer – swiftly and efficiently.

- Device Replacement
- Telephone Support
- Email Support
- Warranty Extensions
- Troubleshooting
- Upgrades
- Trade-in's

For after sales support please visit socketmobile.com/support



[Replace In-Warranty Device](#)



[Troubleshooting & FAQs](#)



[Extended Warranty](#)



[Manuals & Downloads](#)



[Upgrade](#)



[Data Editing](#)



[Register](#)



[Authorized Service Center](#)

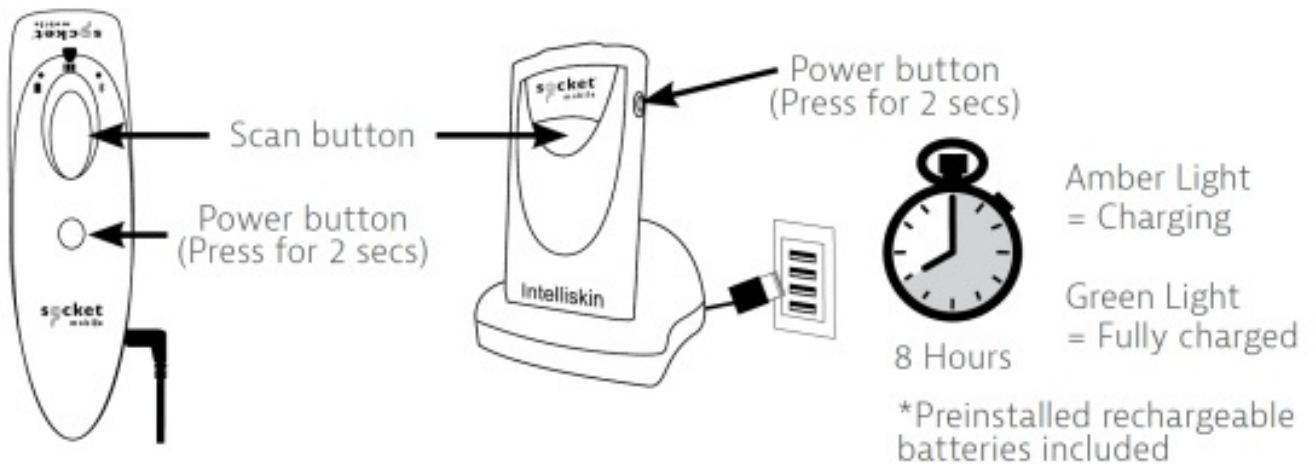
Additional Resources

- [Support Home](#)
- [Socket Mobile Utility Apps](#)
- [Companion](#)

SCANNER SET UP

1. CHARGE THE SCANNER

Use an electrical wall outlet to charge the scanner. The batteries must be charged for 8 hours prior to first use.



2. PAIR THE SCANNER TO A HOST DEVICE

Use the Socket Mobile Companion App.



Or, for quick set-up:

1. Turn off host device's Bluetooth.

2. Power on the scanner.

3. Select and scan a Bluetooth connection barcode (see following page).

NOTE: To pair in Application Mode, verify that your application is developed with Socket Mobile's SDK.

Visit: socketmobile.com/partners/app-partners

4. Turn host device's Bluetooth back on and pair.

You are now ready to use the barcode scanner!

For a complete user guide: socketmobile.com/downloads



Bluetooth Connection Modes


Bluetooth Connection Modes

Basic Mode (HID) (default)

Made for



Configures the scanner to Human Interface Device (HID) - Keyboard class device.




#FNB00F40001#

Application Mode (MFI-SPP) for Apple iOS devices

Made for



Configures scanner to work with an app developed with Socket Mobile's SDK. Use for Shopify, Vend, Lightspeed, NCR, iZettle, Tiller and many more.




#FNB00F40002#

Application Mode (SPP) for Android OS or Windows PC




Requires installation of the Socket Mobile Companion App for Android, SocketScan 10 for Windows or an app developed with Socket Mobile SDK.



#FNB00F40003#

Factory Reset

Revert all settings to factory defaults. The scanner will power off after scanning this barcode.



#FNB00F0#

Purchase SocketCare within 60 days from the date of purchase of the scanner.

Product Warranty: The barcode scanner's warranty period is one year from the date of purchase. Consumables such as batteries and charging cables have a limited warranty of 90 days.

Extend your scanner's standard one-year limited warranty coverage up to five years from the date of purchase.

Additional service features are available to further enhance your warranty coverage:

- Warranty period extension only
- Express Replacement Service
- One-Time Accidental Coverage
- Premium Service

Important Information – Safety, Compliance and Warranty

Safety and Handling

See Safety and Handling in the User Guide: socketmobile.com/download

Regulatory Compliance

Regulatory information, certification and compliance marks specific to the Socket Mobile barcode scanner are available in Regulatory Compliance: socketmobile.com/regulatory-compliance.

IC and FCC Compliance Statement

This device complies with Industry Canada license exempt RSS standard(s). This device complies with part 15 of the FCC rules. Operation is subject to the following two conditions: (1) this device may cause interference, and (2) this device must accept any interference, including interference that may cause undesired operations.

EU Compliance Statement

Socket Mobile hereby declares that this wireless device is in compliance with the essential requirements and other relevant provisions. Products intended for sale within the European Union are marked with a CE Mark, which indicates compliance to applicable Directives and European Normes (EN), as follows. Amendments to these Directives or ENs are included: Normes (EN), as follows:

CONFORMS TO THE FOLLOWING EUROPEAN DIRECTIVES

- Low Voltage Directives: 2014/35/EU
- RED Directive: 2014/53/EU
- EMC Directive: 2014/30/EU
- RoHS Directive: 2011/65/EC
- WEEE Directive: 2012/19/EC

Battery and Power Supply

The scanner contains a rechargeable battery which may present a risk of fire or chemical burn if mistreated. Do not charge or use the unit in a car or similar place where the inside temperature may be over 60 degrees C or 140 degrees F.


Limited Warranty Summary

Socket Mobile Incorporated warrants this product against defects in material and workmanship, under normal use and service, for one (1) year from the date of purchase. Products must be purchased new from a Socket Mobile authorized distributor, reseller or from the SocketStore on Socket Mobile's website: socketmobile.com. Used products and products purchased through non-authorized channels are not eligible for this warranty support. Warranty benefits are in addition to rights provided under local consumer laws. You may be required to furnish proof of purchase details when making a claim under this warranty.

For more warranty information: socketmobile.com/warranty



Documents / Resources

 <p>socket GET STARTED WITH mobile YOUR BARCODE SCANNER Set up your scanner with Socket Mobile Companion App</p> <p>App Store Google Play Windows Android iOS Windows Phone</p> <p>Learn More: socketmobile.com/resources</p> <p>Go Green - No harmful gk to environment and health</p>	<p>socket mobile D700 Linear Scanner [pdf] User Guide D700 Linear Scanner, D700, Linear Scanner</p>
--	---

References

- [SOCKETCARE.COM](https://www.socketcare.com)
- [Mobile Data Capture Solutions - Socket Mobile](#)
- socketmobile.com/companion
- [Product Support Manuals & Image Downloads - Socket Mobile](#)
- [Product Support Manuals & Image Downloads - Socket Mobile](#)
- [Apple & Google Apps w/Integrated Support - Socket Mobile](#)
- [Barcode Scanner, NFC Reader Writer Support - Socket Mobile](#)

Manuals+.