




SOARFREE SF-E3B Base Station Instruction Manual

[Home](#) » [SOARFREE](#) » SOARFREE SF-E3B Base Station Instruction Manual 



FUZHOU SOARFREE INFORMATION TECHNOLOGY CO.LTD.,
MAIL.sale@sifei.info PHONE.0591-2350 5285
ICC.36th Floor, Taijiang District, Fuzhou City

BASE STATION OPERATION INSTRUCTIONS SF-E3B

Contents

- [1 Outline](#)
- [2 Connect Gateway](#)
- [3 Login management interface](#)
- [4 Configuration information](#)
- [5 Key function](#)
- [6 Network configuration](#)
- [7 Documents / Resources](#)
- [8 Related Posts](#)

Outline

A repeater is a connecting device on the physical layer of a network. It is suitable for the interconnection of two kinds of networks. Its main function is to expand the distance of network transmission by resending or forwarding data signals. SF-E3B as the AP node of price card, the maximum mount quantity is 1500. The relay has a dual terminal power supply, which supplies power for POE and VIN respectively, and the corresponding light will be on when connecting. Base station connection service:

1. Connect Gateway
2. Login management
3. Configuration information
4. Save app

Connect Gateway



Router default name: SFE3B_ The number after SN

Login management interface

Use the browser to login the background management interface

Website: e3b.sifei.info



<http://e3b.sifei.info>

Default account number: sifeiroot



Configuration information

4.1 Working mode setting

Sifei gateway - Service settings – Working mode

When using network cable: 1. Wired mode.

When using wireless: 1. Wireless relay. 2. Fill in the information of the superior router to be connected.



4.2 Service information configuration

Sifei gateway- Service settings Service – configuration

Service ID: Branch ID

Service IP: the IP address of the service carrying computer



Key function

Restore factory settings: in the case of power on, press the reset button for 10 seconds to release.
Non power off restart: press the key for 1 second to release.

Network configuration

According to the special network environment of individual supermarkets, it is necessary to configure the network for the base station. For example, the supermarket network requires the use of fixed IP, network wiring restrictions need to use the base station cascade.

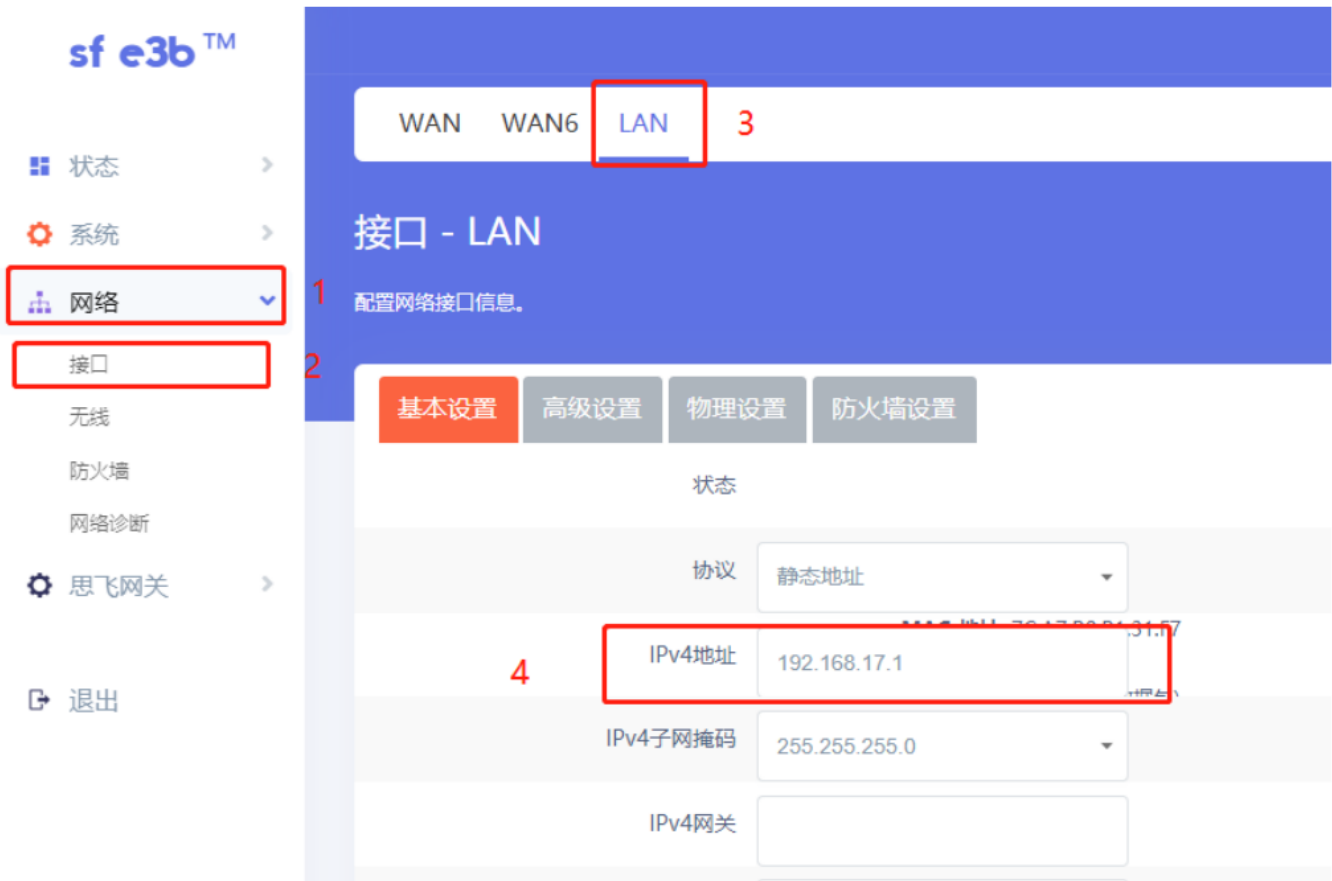
6.1 Static IP

1. Network- Interface- WAN- Protocol selection- Static address – Confirm handover protocol
2. Fill in the relevant information: IP, mask, gateway, DNS- Preservation & Application



6.2 Base station cascading

Base station cascading requires no network segment conflict, and the base station defaults to 16 network segments. The next level base station needs to use a non-16 network segment. Step: Network - Interface – LAN- Modify IP address - Preservation & Application



FCC Warning

This device complies with part 15 of the FCC rules. Operation is subject to the following two conditions: (1) this device may not cause harmful interference, and (2) this device must accept any interference received, including interference that may cause undesired operation.

Changes or modifications not expressly approved by the party responsible for compliance could void the user's authority to operate the equipment.

NOTE: This equipment has been tested and found to comply with the limits for a Class B digital device, pursuant to part 15 of the FCC Rules. These limits are designed to provide reasonable protection against harmful interference in a residential installation. This equipment generates uses and can radiate radio frequency energy and, if not installed and used in accordance with the instructions, may cause harmful interference to radio communications. However, there is no guarantee that interference will not occur in a particular installation. If this equipment does cause harmful interference to radio or television reception, which can be determined by turning the equipment off and on, the user is encouraged to try to correct the interference by one or more of the following measures:

- Reorient or relocate the receiving antenna.
- Increase the separation between the equipment and receiver.
- Connect the equipment into an outlet on a circuit different from that to which the receiver is connected.
- Consult the dealer or an experienced radio/TV technician for help.


Radiation Exposure Statement

This equipment complies with FCC radiation exposure limits set forth for an uncontrolled environment. This equipment should be installed and operated with a minimum distance of 20cm between the radiator and your body.



FUZHOU SOARFREE INFORMATION TECHNOLOGY CO.LTD.,
MAIL.sale@sifei.info PHONE.0591-2350 5285
ICC.36th Floor, Taijiang District, Fuzhou City

Documents / Resources

	<p>SOARFREE SF-E3B Base Station [pdf] Instruction Manual SF-E3B, SFE3B, 2AY5M-SF-E3B, 2AY5MSFE3B, SF-E3B Base Station, Base Station</p>
---	--

[Manuals+.](#)