



SnowJoe Com Register: SJBLZD-LED 4-In-1 Ice Scraper and Snow Broom Manual

[Home](#) » [SnowJoe](#) » **SnowJoe Com Register: SJBLZD-LED 4-In-1 Ice Scraper and Snow Broom Manual** 

The SNOWJOE Led Lighted 4-In-1 Ice Scraper and Snow Broom is a must-have tool for any driver facing harsh winter conditions. This product expertly combines an ice scraper, snow broom, LED light, and safety blinkers to make clearing snow and ice from your vehicle quick and easy. This instruction manual provides detailed information on how to properly install and operate the product, including battery installation and attachment of the pole. The manual also includes important battery caution and disposal information, as well as the Snow Joe® + Sun Joe® Customer Promise. This promise includes a Limited Warranty for products purchased from authorized sellers, as well as the option to register your product online or by calling the Snow Joe® + Sun Joe® Customer Service department. With this comprehensive instruction manual, users can confidently use and maintain their SNOWJOE Led Lighted 4-In-1 Ice Scraper and Snow Broom.

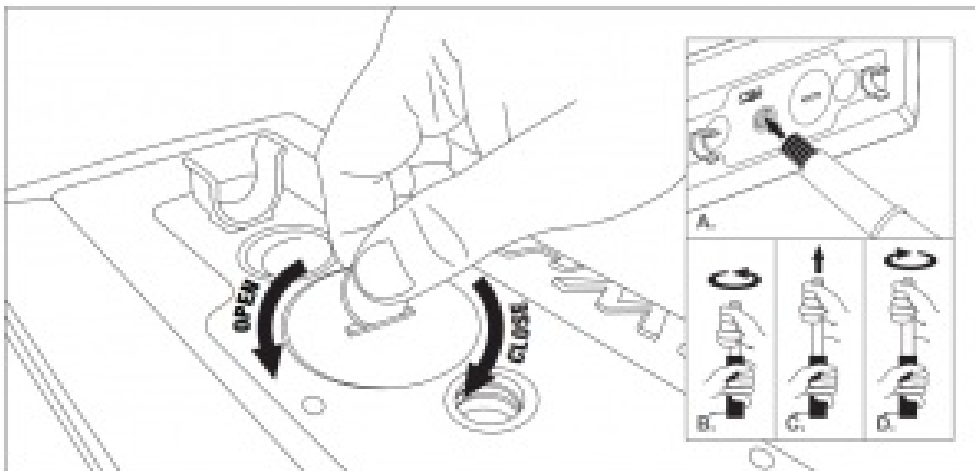
SNOWJOE Led Lighted 4-In-1 Ice Scraper and Snow Broom



Contents

- 1 SJBLZD-LED
- 2 Battery Installation + Operation
- 3 Attaching the Pole
- 4 SNOW JOE® + SUN JOE® CUSTOMER PROMISE
- 5 SPECIFICATIONS
- 6 FAQ'S
- 7 Documents / Resources
 - 7.1 References
- 8 Related Posts


SJBLZD-LED



Battery Installation + Operation

1. Make sure the unit is turned off and switch is in center position.
2. Locate battery compartment on the back panel of illum-n-broom. Loosen and remove battery cover using a coin or slotted screwdriver. Your hand works pretty good, too. **NOTE: The battery compartment cover must be properly aligned to maintain a watertight seal, and for easy removal later. To reinstall and properly realign the cover threads, first place the broom head on a flat surface. Next, twist the cover two full turns to the left, then twist right until tight.**
3. Insert two AAA batteries as indicated in the battery compartment, ensuring proper alignment.
4. Close battery compartment door and tighten to ensure watertight seal. Do not over-tighten. **NOTE: Slide on/off switch right to activate lights. Slide switch left to activate safety blinkers.**

Attaching the Pole

A. Secure handle to head. B. Twist pole to loosen. C. Extend to desired length. D. Twist to lock.  **Battery Caution + Disposal Information**

1. Batteries vary according to device. Use the correct size and type of battery specified by the manufacturer of your device.
2. Install only new batteries of the same type in your product (where applicable).

3. Failure to insert batteries in the correct polarity, as indicated in the battery compartment or manual, may shorten the life of the batteries or cause batteries to leak.
4. Do not mix old and new batteries.
5. Do not mix Alkaline, Standard (Carbon-Zinc) or Rechargeable (Nickel Cadmium, Nickel Metal Hydride, or Lithium-Ion) batteries.
6. Do not dispose of batteries in fire.
7. Batteries should be recycled or disposed of as per state and local guidelines.

you have any questions or comments, please call the Snow Joe® + Sun Joe® Customer Service department at: 1-866-SNOWJOE (1-866-766-9563)

SNOW JOE® + SUN JOE® CUSTOMER PROMISE

ABOVE ALL ELSE, Snow Joe, LLC (“Snow Joe”) is dedicated to you, our customer. We strive to make your experience as pleasant as possible. Unfortunately, there are times when a Snow Joe®, Sun Joe®, or Aqua Joe® product (“Product”) does not work or breaks under normal operating conditions. We think it’s important that you know what you can expect from us. That’s why we have a Limited Warranty (“Warranty”) for our Products. **OUR WARRANTY:** Snow Joe warrants new, genuine, powered and non-powered Products to be free from defects in material or workmanship when used for ordinary household use for a period of two years from the date of purchase by the original, end-user purchaser when purchased from Snow Joe or from one of Snow Joe’s authorized sellers with proof of purchase. Because Snow Joe is unable to control the quality of its Products sold by unauthorized sellers, unless otherwise prohibited by law, this Warranty does not cover Products purchased from unauthorized sellers. If your Product does not work or there’s an issue with a specific part that is covered by the terms of this Warranty, Snow Joe will elect to either (1) send you a free replacement part, (2) replace the Product with a new or comparable product at no charge, or (3) repair the Product. How cool is that! This Warranty gives you specific legal rights, and you may also have other rights which vary from State to State. **PRODUCT REGISTRATION:** Snow Joe strongly encourages you to register your Product. You can register online at snowjoe.com/register, or by printing and mailing in a registration card available online from our website, or calling our Customer Service Department at 1-866-SNOWJOE (1-866-766 9563), or by e-mailing us at help@snowjoe.com. Failure to register your Product will not diminish your warranty rights. However, registering your Product will allow Snow Joe to better serve you with any of your customer service needs. **WHO CAN SEEK LIMITED WARRANTY COVERAGE:** This Warranty is extended by Snow Joe to the original purchaser and original owner of the Product. **WHAT IS NOT COVERED?** This Warranty does not apply if the Product has been used commercially or for non-household or rental applications. This Warranty also does not apply if the Product was purchased from an unauthorized seller. This Warranty also does not cover cosmetic changes that do not affect performance. Wearing parts like belts, augers, chains and tines are not covered under this Warranty, and can be purchased at snowjoe.com or by calling **1-866-SNOWJOE (1-866-766-9563)**.

HAVE A QUESTION? WE’RE HERE TO HELP! 1-866-766-9563 OR VISIT US ONLINE AT [SNOWJOE.COM](https://snowjoe.com)

SPECIFICATIONS

Product Name	SNOWJOE Led Lighted 4-In-1 Ice Scraper and Snow Broom
Model Number	SJBLZD-LED
Features	Ice scraper, snow broom, LED light, safety blinkers
Battery Type	AAA
Battery Quantity	2
Switch	Slide switch right to activate lights, slide switch left to activate safety blinkers
Warranty	2-year Limited Warranty for products purchased from authorized sellers
Product Registration	Option to register online at snowjoe.com/register or by calling the Snow Joe® + Sun Joe® Customer Service department
Battery Caution	Use correct size and type of battery, do not mix old and new batteries, do not dispose of batteries in fire, recycle or dispose of as per state and local guidelines

FAQ'S

What is the SNOWJOE Led Lighted 4-In-1 Ice Scraper and Snow Broom?

The SNOWJOE Led Lighted 4-In-1 Ice Scraper and Snow Broom is a tool that combines an ice scraper, snow broom, LED light, and safety blinkers to make clearing snow and ice from your vehicle quick and easy.

How do I install the batteries?

Make sure the unit is turned off and switch is in center position. Locate battery compartment on the back panel of illum-n-broom. Loosen and remove battery cover using a coin or slotted screwdriver. Your hand works pretty good, too. Insert two AAA batteries as indicated in the battery compartment, ensuring proper alignment. Close battery compartment door and tighten to ensure watertight seal. Do not over-tighten.

How do I activate the lights and safety blinkers?

Slide on/off switch right to activate lights. Slide switch left to activate safety blinkers.

How do I attach the pole?

A. Secure handle to head. B. Twist pole to loosen. C. Extend to desired length. D. Twist to lock.

What should I do with the batteries when they are no longer working?

Batteries should be recycled or disposed of as per state and local guidelines.

What is the Snow Joe® + Sun Joe® Customer Promise?

The Snow Joe® + Sun Joe® Customer Promise includes a Limited Warranty for products purchased from authorized sellers, as well as the option to register your product online or by calling the Snow Joe® + Sun Joe® Customer Service department.

What does the Limited Warranty cover?


Snow Joe warrants new, genuine, powered and non-powered Products to be free from defects in material or workmanship when used for ordinary household use for a period of two years from the date of purchase by the original, end-user purchaser when purchased from Snow Joe or from one of Snow Joe's authorized sellers with proof of purchase.

How do I register my product?

You can register online at snowjoe.com/register, or by printing and mailing in a registration card available online from our website, or calling our Customer Service Department at 1-866-SNOWJOE (1-866-766 9563), or by e-mailing us at help@snowjoe.com.



Documents / Resources

	<p>SNOWJOE Led Lighted 4-In-1 Ice Scraper and Snow Broom [pdf] Instruction Manual Led Lighted 4-In-1 Ice Scraper and Snow Broom, SJBLZD-LED, SJ-SJBLZD-LED-880E-MR1</p>
---	---

References

- [🔌 Cordless + Electric Snow, Lawn and Garden Outdoor Tools | Snow Joe® | Sun Joe® | Aqua Joe®](#)
- [🔌 Register Your Product | Product Registration For Your Snow Joe®, Sun Joe®, Aqua Joe®](#)