



Snailax SL-236 Neck & Back Massager User Manual

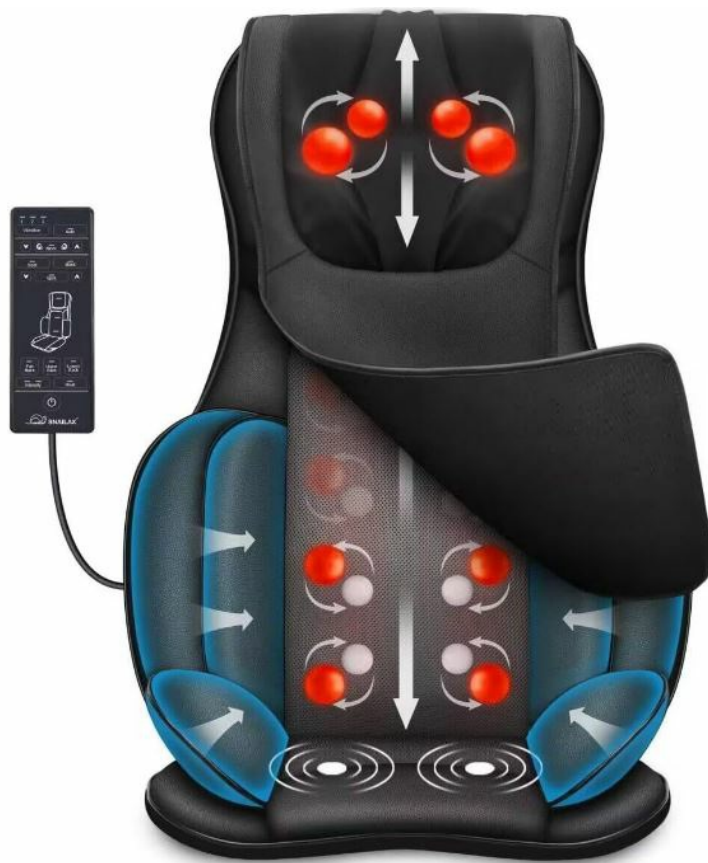
[Home](#) » [SNAILAX](#) » Snailax SL-236 Neck & Back Massager User Manual 

Contents

- [1 Snailax SL-236 Neck & Back Massager](#)
- [2 Safety Instructions](#)
- [3 FEATURES](#)
- [4 TECHNICAL DATA](#)
- [5 Setup and Operation](#)
- [6 Controller Instructions](#)
- [7 Care and Cleaning Instructions](#)
- [8 TROUBLESHOOTING GUIDE](#)
- [9 Warranty](#)
- [10 FCC STATEMENT](#)
- [11 FREQUENTLY ASKED QUESTIONS](#)
- [12 VIDEO – PRODUCT OVERVIEW](#)
- [13 References](#)
- [14 Related Posts](#)



Snailax SL-236 Neck & Back Massager



Safety Instructions

Please read the following instructions carefully before putting your massage A device into use to ensure trouble-free operation and optimum efficiency. Please retain these operating instructions for further use!

- The massage device conforms to recognized technical principles and the latest safety regulations.
- Do not wet, do not use pins, and never remove the cover.
- This item is NOT A TOY. Close supervision is necessary when this appliance is used by, on, or near children or disabled persons.
- This appliance should never be left unattended when plugged in.
- Never use any power sources other than the home adapter provided as original equipment with this unit.
- Any possible repairs may only be carried out by authorized expert staff. Improper use and unauthorized repairs are not permitted for safety reasons and lead to loss of warranty.
- Never touch the power plug with wet hands.
- Please avoid contact of the device with water, high temperatures, and direct sunlight.
- Do not use any damaged cables, plugs, or loose sockets.
- Never operate under blankets where the air opening may be blocked.
- If plugs or cords are damaged, they must be replaced by the manufacturer, a service representative, or by qualified personnel.
- In case of malfunction, disconnect immediately from the mains.
- Do not use if you have skin disorders, open wounds, or swollen or inflamed areas.
- Misuse or incorrect use excludes any liability for damage.
- Do not use this device while driving.
- Do not use it while you sleep.

- In order to avoid excessively stimulating the muscles and nerves, the recommended massage time should not exceed 15 minutes at a time.
- We equip the massager with protection against overheating for safe use.
- Each massage – even a hand massage – must be refrained from during pregnancy or if one or more of the following complaints are present in the massage area: recent injuries, thrombotic diseases, all kinds of inflammations and swellings, and cancer. It is recommended to consult a doctor before having a massage for the treatment of ailments and illnesses.
- If you are dependent on electrical aids eg. pacemakers, please be sure to consult your doctor for medical advice before taking a massage.
- The packaging material supplied should not be used as a toy.
- Do not use this product for medical treatment.

Failure to observe the above instructions may constitute misuse of the product and can cause serious injury or burns.

Instruction

Please retain this manual for future reference.

FEATURES

- Electrically height-adjustable Shiatsu neck massage
- Customize Spot Massage
- With optional heat function on back massage
- Massage areas can be selected (upper, lower, full back)
- Seat vibration massage (3 intensity levels for options)
- Optics PU leather and breathable mesh

CONTENTS



- SL-236 Air Compression Shiatsu Neck and Back Massager
- 12V home adapter

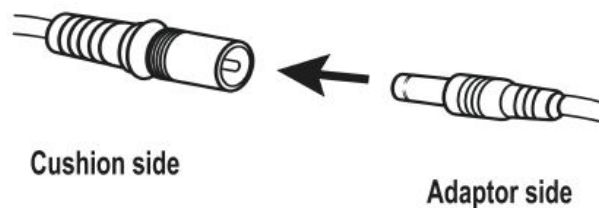
TECHNICAL DATA

- **Measurements:** 31.9 x 22.4 inches (Back) 20.9 x 15 inches (Seat)

- **Weight:** 16.8 lbs
- **Voltage:**
 - **Input:** AC 100-240V ~50/60Hz
 - **Output:** 12VDC 4.0A
- **Nominal Power:** max. 48Watt
- **Default Automatic runtime:** 15 minutes

Setup and Operation

1. Attach the massager to a chair with elastic straps or place it on another support.
2. Connect the adapter cable to the corresponding cable on the cushion.



3. Plug the home adapter into an electric outlet.
4. Turn on the device using the controller (instructions on page 5).
5. When finished place the controller in the pouch at the side of the cushion.
6. Detachable intensity control flap for the back lets you choose a softer or more intense massage.
7. A detachable cover for the neck lets you choose a softer or more intense massage.

Note:

If the Shiatsu is too strong,

1. Install the flap onto the cushion to get a softer massage.
2. Place a blanket or towel between you and the massager to achieve a far softer massage intensity if you still feel too strong shiatsu after installing the flap onto the cushion.

If the shiatsu can't reach your neck, shoulder, lower back area

3. If you want to massage your neck, shoulder, or lower back, but the shiatsu nodes can not reach the area in need. You may adjust the height of your back when sitting, by placing a seat cushion or a pillow on the sitting part.



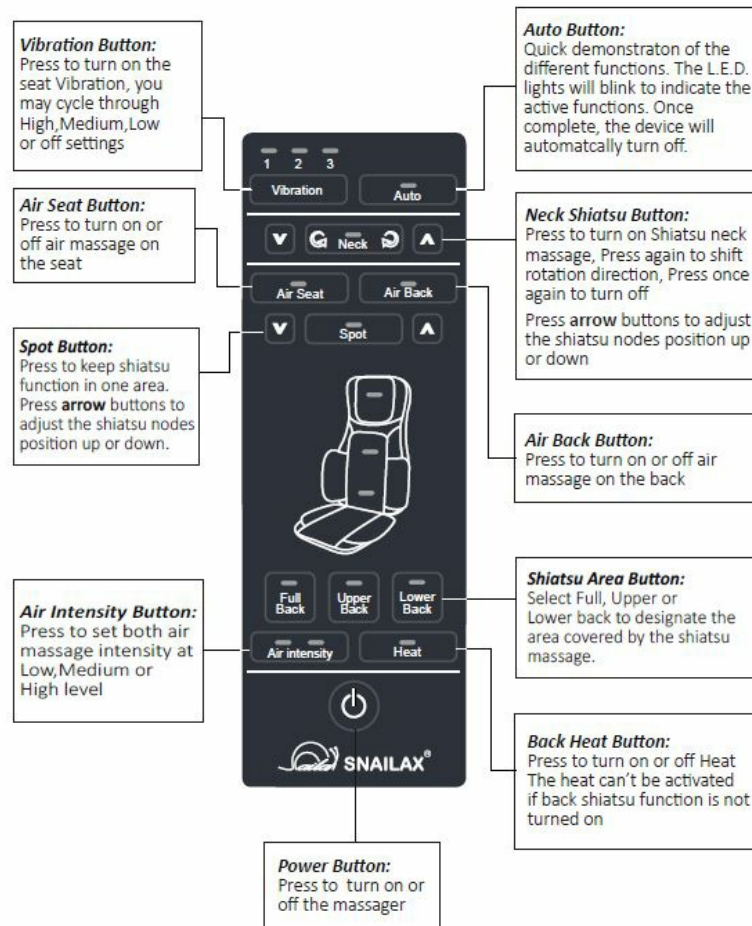
- The device will automatically switch off after 15 minutes timer runs out
- Remove the adapter from the outlet when not in use.

- Do not set up or use the massager in a bathroom or similar wet/damp areas.

Attention

- You should we recommend to use it 15 Minutes per time and not exceed 3 times use one day.

Controller Instructions



Care and Cleaning Instructions

1. Do not wash in the washing machine or immerse the product or the adapter in water.
2. Always switch off before cleaning and remove the adapter from the socket with clean, dry hands.
3. The massager should be wiped with a slightly moist cloth and dried thoroughly. Do not wipe the product with alcohol or harsh chemicals such as thinner or bleach.
4. The Cover for the neck is detachable and washable.
5. Do not overstretch the elastic back straps.
6. Keep away from heat, fire or exposure to direct sunlight.
7. Do not apply excessive pressure or impact onto massager/massage heads. Application of a direct force in excess of 110 lbs. may damage your massager and invalidate your warranty. Refrain from over usage of the device.
8. Store the massager in a cool, dry place out of reach of children.
9. Avoid contact with sharp edges or pointed objects that might cut or puncture the cover of the massager.

TROUBLESHOOTING GUIDE

| Fault | Solutions |
|--|--|
| Massage heads rotating at reduced speed. | The load on the massage heads is excessive. Reduce the load and try again. |
| Massage heads only rotate in the upper or lower region. | The massage has been activated for the upper or lower back region. Press the 'Full Back' button for the massage to cover both regions. |
| Device switches off suddenly | Device may have been in use for 15mins. Auto-shut-off function activated. Continue using by pressing the 'power' button after resting the unit for 15mins. |
| | Over-heat protection function activated. Device is switched off for your safety. Please rest device for 15- 30mins before restarting. |
| Device fail to start | Check if device has been used for more than 15mins. If so, let device rest for 15mins before continuing. Device may require longer time to cool in warmer environments. |
| | Check if adapter is plugged into socket. |
| | Check if adapter output is connected to device power inlet wire. |
| Jerky motion of massage heads/ Vibrations from device | Excessive pressure may have been applied onto the device. Reduce the load and try again. |
| Infra-red lights are on but no motion from massage heads | The device may be jammed. Remove pressure/load from the device and press the 'Full Back' button to try again. |

Warranty

If you have any issue with the product, please feel free to contact us by sending an email to support@snailax.com We will strive to provide the best service possible within 24 hours.

- **30 days unconditionally Return**

Snailax products can be returned to receive a full refund for any reason within 30 days. Please contact our customer service (support@snailax.com), our staff will contact you within 24 hours.

- **90 days refund/ replace**

Snailax products can be returned/replaced within 90 days if the product breaks down in the period of proper use.

- **12 months Warranty**

If the product breaks down within 12 months in the period of proper use, customers can enjoy the relevant warranty to get them replaced.

- **Attention!**

No warranty will be given to any force majeure and man-made causes of a defective product, such as improper care, personal tear down willful damage, etc.

Extend Warranty for Free



- Enter the following URL or scan the QR code below to find the Snailax Facebook page and like it, enter "Warranty" to messenger to extend your warranty from 1 year to 3 years. <https://www.facebook.com/snailax>
- Send message "Warranty" and email us support@snailax.com to extend your warranty from 1 year to 3 years.

Have question?

- **Tel:** 734-709-6982
- Monday-Friday 9:00 AM-4:30 PM
- **Email:** support@snailax.com

FCC STATEMENT

NOTE: This equipment has been tested and found to comply with the limits for a Class B digital device, pursuant to Part 15 of the FCC Rules. These limits are designed to provide reasonable protection against harmful interference in a residential installation. This equipment generates, uses, and can radiate radio frequency energy and, if not installed and used in accordance with the instructions, may cause harmful interference to radio communications. However, there is no guarantee that interference will not occur in a particular installation. If this equipment does cause harmful interference to radio or television reception, which can be determined by turning the equipment off and on, the user is encouraged to try to correct the interference by one or more of the following measures:

- Reorient or relocate the receiving antenna.
- Increase the separation between the equipment and the receiver.
- Connect the equipment to an outlet on a circuit different from that to which the receiver is connected.

- Consult the dealer or an experienced radio / TV technician for help.

This device complies with Part 15 of the FCC Rules. Operation is subject to the following two conditions: (1) this device may not cause harmful interference, and (2) this device must accept any interference received, including interference that may cause undesired operation.

WARNING: Changes or modifications to this unit is not expressly approved by the party responsible for compliance and could void the user's authority to operate the equipment.

FREQUENTLY ASKED QUESTIONS

What is the brand of the neck and back massager?

The brand is Snailax.

Can you provide the specific model number for the Snailax neck and back massager?

The model number is SL-236.

What is the intended use for the Snailax SL-236 Neck & Back Massager?

It is designed for use on the Whole Body.

What is the power source for the Snailax SL-236 Neck & Back Massager?

The power source is Corded Electric.

What material is used in the construction of the Snailax SL-236 Neck & Back Massager?

It is made of Leather.

How much does the Snailax SL-236 Neck & Back Massager weigh?

The weight is 10 Kilograms.

What are the product dimensions of the Snailax SL-236 Neck & Back Massager?

The product dimensions are 32.28 x 7.68 x 20.08 inches.

How many flexible shiatsu rollers does the Snailax SL-236 Neck & Back Massager feature?

It features 8 upgraded flexible shiatsu rollers.

What is the purpose of the infrared heat feature in the Snailax SL-236 Neck & Back Massager?

The optional infrared heat delivers gentle warmth to enhance relaxation.

How is the neck massage customizable in the Snailax SL-236 Neck & Back Massager?

The chair massager has 4 shiatsu rotation nodes for deep kneading massages, and the neck shiatsu balls can be adjusted up & down to fit specific user needs.

Does the Snailax SL-236 Neck & Back Massager have a customized spot massage feature?

Yes, it has 3 massage zones: Upper, Lower, and Full Back, and the Spot massage function allows pinpoint relaxation on the selected area.

What additional features does the seat massager have in the Snailax SL-236 Neck & Back Massager?

It has adjustable compression massage and vibration seat massage, with 3 levels of pressure massage and 3 levels of vibration intensity.

Is the Snailax SL-236 Neck & Back Massager portable, and where can it be used?

Yes, it is portable and can be fastened to an office chair, dining chair, or placed on a recliner, couch, or sofa. It is suitable for use at home or in the office.

What makes the Snailax SL-236 Neck & Back Massager a premium gift?

It is described as a premium gift for Mother's day, Father's day, for individuals to enjoy overall massage for daily relaxation.

Is there a specific return policy for the Snailax SL-236 Neck & Back Massager?

Yes, the product can be returned for a full money-back refund within 30 days if the customer is not 100% satisfied.

VIDEO – PRODUCT OVERVIEW



[Download the PDF link Snailax SL-236 Neck & Back Massager User Manual](#)
[Massager-User-Manual.mp4](#)

REFERENCE: [Snailax SL-236 Neck & Back Massager User Manual-Device.Report](#)



References

- [User Manual](#)

[Manuals+](#), [Privacy Policy](#)