



SNAILAX SL-482 Cordless Handheld Deep Tissue Massager with Heating Instruction Manual

[Home](#) » [SNAILAX](#) » SNAILAX SL-482 Cordless Handheld Deep Tissue Massager with Heating Instruction Manual 

Contents

- [1 SNAILAX SL-482 Cordless Handheld Deep Tissue Massager with Heating](#)
- [2 Product Information](#)
- [3 Product Usage Instructions](#)
- [4 FAQ](#)
- [5 Safety Instructions](#)
- [6 Safety Instructions](#)
- [7 Useful Information](#)
- [8 Operating](#)
- [9 Miscellaneous](#)
- [10 Warranty](#)
- [11 Documents / Resources](#)
 - [11.1 References](#)



SNAILAX SL-482 Cordless Handheld Deep Tissue Massager with Heating



Product Information

Specifications

- Name and Model: SL-482
- Power Supply: Battery
- Power Consumption: [Not available]
- Battery Max. Runtime: [Not available]
- Operating Conditions: [Not available]
- Storage Conditions: [Not available]
- Dimensions: [Not available]
- Weight: [Not available]

Product Usage Instructions

Safety Instructions

IMPORTANT INFORMATION! RETAIN FOR FUTURE USE!

Read the instruction manual carefully before using this device, especially the safety instructions, and keep the instruction manual for future use. Should you give this device to another person, it is vital that you also pass on these instructions for use.

Explanation of symbols:

- This instruction manual belongs to this device. It contains important information about starting up and operation. Read the instruction manual thoroughly. Non-observance of these instructions can result in serious injury or damage to the device.
- **WARNING:** These warning notes must be observed to prevent any injury to the user.
- **CAUTION:** These notes must be observed to prevent any damage to the device.
- **NOTE:** These notes give you useful additional information on the installation or operation.

Useful Information

[No information provided in the manual]

Operating

[No information provided in the manual]

Miscellaneous

Reinigung und Pflege: [No information provided in the manual]

Hinweis zur Entsorgung: [No information provided in the manual]

Technische Daten: [No information provided in the manual]

Warranty

[No information provided in the manual]

FAQ

Q: What is the power supply for this device?

A: The device is powered by a battery.

Q: How long does the battery last?

A: The maximum battery runtime is not available in the manual.

Safety Instructions

IMPORTANT INFORMATION!RETAIN FOR FUTURE USE!

Read the instruction manual carefully before using this device, especially the safety instructions, and keep the instruction manual for future use.

Should you give this device to another person, it is vital that you also pass on these instructions for use.

Explanation of symbols

- This instruction manual belongs to this device.
- It contains important information about starting up and operation. Read the instruction manual thoroughly. Non-observance of these instructions can result in serious injury or damage to the device.

- **WARNING**

These warning notes must be observed to prevent any injury to the user.

- **CAUTION**

These notes must be observed to prevent any damage to the device.

- **NOTE**

These notes give you useful additional information on the installation or operation.

- Protection category II
- Lot number
- Manufacturer

Safety Instructions

about the power supply

- Before connecting the device to your power supply, please ensure that the supply voltage stated on the rating plate is compatible with your mains supply.
- Only connect the mains plug to the wall socket when the device is switched off.
- Only use the mains adapter that is provided with the handheld massager.
- Keep the power supply, the cable, the control unit and the handheld massager away from heat, hot surfaces, moisture and liquids. Never get hold of the power supply with wet hands.
- Do not take hold of a device if it falls into water. Pull out the power plug and the power supply unit from the socket immediately.
- Always unplug the equipment immediately after use.
- To disconnect the unit from the power supply, always pull the plug out of the socket. Do not pull on the cable!
- Do not carry, pull or twist the handheld massager on the cable, the power supply unit.
- You must not continue to use the unit if the lead or the mains adaptor are damaged. For safety reasons, these parts may only be replaced by authorized service personnel. In order to prevent hazards, always send the unit in to the service centre.
- Ensure that the cable will not cause tripping. The cable must not be kinked, trapped or twisted.
- Do not use this product for medical treatment.

specific groups of people

- The surface of the appliance is hot. People who are insensitive to heat must be careful when using the appliance.
- Children must be supervised to ensure that they not play with the device.
- Do not use this unit to supplement or replace medical treatment. Chronic complaints and symptoms may be made worse.
- You should refrain from using the CORDLESS HANDHELD MASSAGER WITH HEAT, or should consult your doctor before using it, if
 - you are pregnant,
 - you have a cardiac pacemaker, artificial joints or electronic implants,
 - you suffer from one or more of the following illnesses and complaints: Circulation disorders, varicose veins, open wounds, bruises, broken skin, inflammation of the veins.
- If you experience any pain or discomfort during the massage, stop immediately and consult your doctor.
- Never leave the unit unattended if it is connected to the power supply.
- Take care when using the heater. Do not use if you have circulatory problems or on areas not sensitive to heat. Risk of burning!
- Consult your doctor if you have any questions concerning the therapeutic use of handheld massager.

- If you have unexplained pain, are receiving treatment from a doctor and/or use medical equipment, consult your doctor before using the handheld massager.

before using the unit

- Always carefully inspect the power supply, the cable, the control unit and the handheld massager for damage before use. Do not attempt to use a defective unit.
- Do not use the unit if there are visible signs of damage on the unit or the cable components, the unit does not work properly or the handheld massager or the control unit have been dropped or become damp. In order to prevent hazards, always send the unit in to the service centre.

operating the unit

- The handheld massager must only be used for its intended purpose as described in the instruction manual.
- Using the massager for any other purpose invalidates the warranty.
- Never leave the unit unattended if it is connected to the power supply.
- Do not allow the handheld massager to come into contact with pointed or sharp objects.
- Never put the unit down next to an electric stove or other sources of heat.
- Do not touch the power supply unit when you are standing in water and always take hold of the plug with dry hands.
- The device is not to be used for commercial use or medical purposes.
- If you have health concerns, consult your doctor before using the handheld massager.
- The driver may not use the handheld massager when driving. Only use the handheld massager in a parked vehicle.
- Only use the handheld massager indoors.
- Do not use the handheld massager in damp rooms (e.g. when bathing or showering).

maintenance and cleaning

- The unit is maintenance free. If a fault does occur, just check whether the mains power adapter is properly connected.
- You may only clean the device yourself. If the device malfunctions please do not repair it yourself as this leads to the automatic expiry of all guarantee rights. Ask your specialist dealer and have repairs carried out by the service.
- Do not use the unit if there are visible signs of damage on the unit or the cable components, the unit does not work properly or the handheld massager or the control unit have been dropped or become damp. In order to prevent hazards, always send the unit in to the service centre.
- Do not immerse the device in water or other fluids.
- If, nonetheless, liquid should penetrate the device, unplug the mains cable immediately.
- Cleaning and user maintenance shall not be made by children without supervision.
- Do not wash!
- Do not dry clean!

Useful Information

Features

Cordless Handheld Massager provides vibrating speeds and heat function to meet different massage needs and penetrates deep into your muscle layers to relieve aching and stiff muscles, helping you feel relaxed, recharged and feeling better.

Contents



WARNING

Please ensure that the polythene packing is kept away from the reach of children! Risk of suffocation!

Operating

1. Turn off the massager before replacing another massage head.
2. Your massager comes equipped with 4 attachments (Figure 1). Attach the different heads by twisting clockwise (Figure 2), detach the installed massage head by twisting anti-clockwise and pulling out (Figure 3). Always turn off the device while replacing the heads.



Fig.2


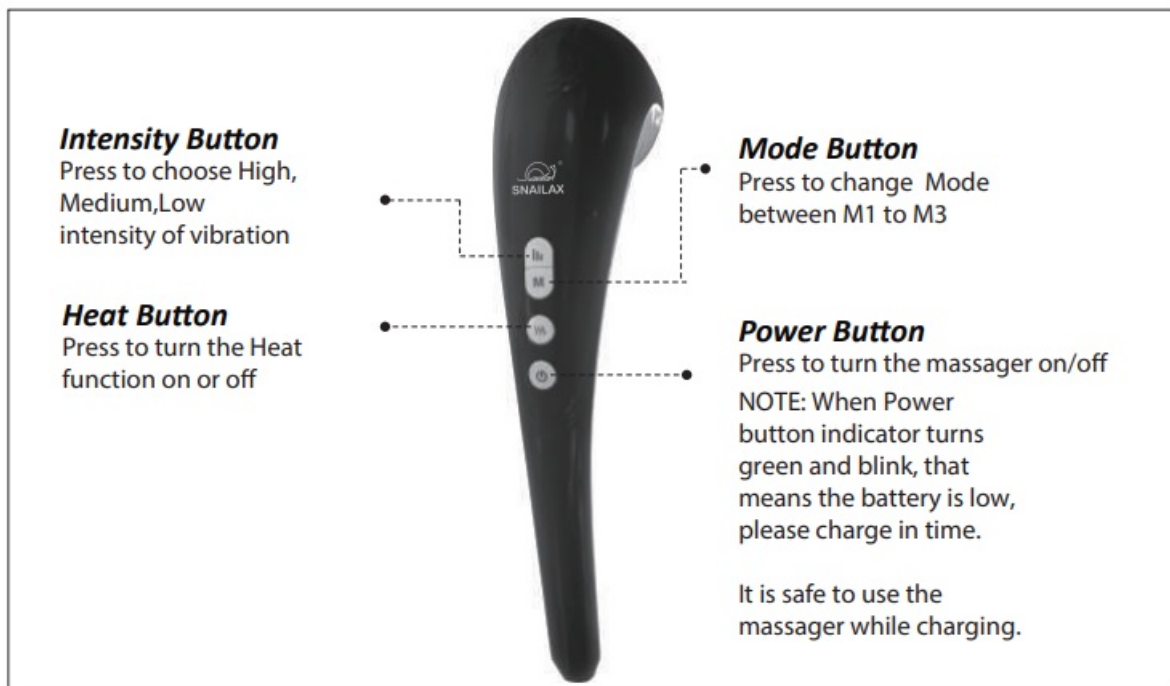


Fig.3

3. Turn on the massager by operating the control buttons (instructions as below)
4. Apply the massager head lightly to the area you wish to treat. Move the unit slowly, holding it over the targeted area. Treat the area for a short period of time and move to another area. NEVER treat the same area for longer than 3 minutes.
5. To turn the unit off by pressing the power button. For your safety the device will automatically turn off after 15 minutes of continuous use.



Battery Charging

1. Connect the charging adapter cable to the corresponding port on the massager



2. Plug the charging adapter into an outlet.

3. Normally it takes 2.5-3 hours to fully charge the battery.
4. Indicator light on POWER Button :
 - When POWER button indicator turns green and blink, that means the battery is low, please charge in time.
 - While charging, the POWER button indicator light will turn 'RED' and blink.
 - When fully charged, the POWER button indicator will keep 'RED' and not blink
 - If the battery is full, the massager can work continuously for around 80 minutes.
5. It is safe to use the massager while charging.

NOTE:

Attention ! Please only use provided charging adapter.

Miscellaneous

Cleaning and maintenance

- For maintenance and repair of this product, please contact our service center.
- Please turn off the device immediately when not in use.
- Place this product in a dry, dust-free place.
- Do not store this product near high temperature or open flame.
- Do not expose it to direct sunlight , it will cause discoloration and damage.
- Avoid the use of benzene, thinners, or any other corrosive solvents, or liquid on this product and its accessories.
- Always unplug from electrical outlet and turn off the device before cleaning this product and its accessories,
- Wipe the product with a soft, dry cloth to clean the machine.

Disposal

This product must not be disposed of together with domestic waste.

All users are obliged to hand in all electrical or electronic devices, regardless of whether or not they contain toxic substances, at a municipal or commercial collection point so that they can be disposed of in an environmentally acceptable manner.

Consult your municipal authority or your dealer for information about disposal.

Technical Data

- **Name and model:** Cordless handheld massager with heat SL-482
- **Voltage supply:** 100-240 V~ 50/60 Hz
- **Power supply unit:** Input DC 9.0V
- **Power consumption :** 9 W
- **Battery Max.runtime:** 80 minutes
- **Operating conditions:** only use in dry rooms
- **Storage conditions:** in a cool, dry place
- **Dimensions:** approx. 38 x 9.4 x 14 cm
- **Weight:** approx. 1.2 kg (without power supply)
- **Adapter cable length:** approx. 1.8 m

In accordance with our policy of continual product improvement, we reserve the right to make technical and optical changes without notice.

Warranty

If the product(s) is damaged or defective within a reasonable time, Snailax offers the warranty as below.

Period	Return for refund	Return for replacement	Who paid shipping?
Within 30 Days	Yes	Yes if undamaged	Snailax
31- 90 Days	Yes after being justified	Yes after being justified	Snailax
91 Days – 1 Year	No	Yes after being justified	Buyer
1 Year – 3 Years	No	Only to buyers who have received extended warranty	Buyer

Snailax warrants the product to be free from defects in workmanship and materials, under normal use, for a period of 12 months from the original invoice date, except as noted below. Snailax products can be repaired or replaced within warranty period or returned for refund within 90 days if the products break down in the period of proper use. The warranty extends only to consumers, NOT to any retailers or resellers. This warranty is effective only if the product is purchased and operated in the country in which the product is purchased. Warranty claims for product defects, unless extended warranty is registered, expire 12 months from the purchase day. Warranty claims CANNOT be processed for items that have exceeded the warranty period. The warranty does NOT cover the replaced, refurbished product. The warranty does have other limitations as below "Warranty Limitations". To obtain warranty service on Snailax products, follow the "Warranty Claim Procedures" below.

Warranty Claim Procedures

1. Any product the customer believes is defective and seeks for warranty, the customer must provide to Customer Support:
 - a) Valid proof of purchase (see below the definition of valid proof of purchase);
 - b) Pictures and/or descriptions are required to claim defective merchandise;
 - c) Model number and Series Number label attached to each product
2. If the warranty claim is justified by Snailax Customer Support, customer(s) will obtain from Snailax a Warranty/Return Authorization Number (RMA Number)
3. Snailax reserves the right to specify that items be returned to the designated warehouse for inspection or be inspected by our representative in the field or be retained by customer.
4. Any claim for defective merchandise returns must be packed in original packaging
5. The item(s) will be repaired or replaced or a refund credit will be issued once the item(s) are delivered. When returning items with RMA# and a prepaid shipping label provided by Snailax, Snailax takes responsibility for any damage or loss incurred in transit.

Valid proof of purchase under this Warranty:

Order numbers from online purchases made through Snailax official store (www.snailax.com) or Snailax's direct-authorized resellers, currently only at Amazon/eBay/Walmart. For product(s) obtained from other Channels, please contact the customer service of the Channel directly for appropriate solution.

Warranty Limitations(this warranty does not include):

Normal wear and tear; Any condition resulting from other than ordinary residential wear or any use for which the product was not intended, such as use in rental or contract trade or commercial use; Any condition resulting from incorrect or inadequate maintenance or care; Damage resulting from misuse, abuse, negligence, accidents or shipping damage, exposed to environmental conditions temperatures, water, improper operation, improper installation, improper use of electrical supply; transportation damage; theft,vandalism or;Damage resulting from the attachment or modification of any unauthorized accessories;Fail to show the valid proof of purchase;Lost or stolen products;Items that have expired their warranty period; No quality-related issues (after 30 days of purchase);Free product/ Gift offer by Snailax; unauthorized repairs or modification; Replaced or refurbished product.Dissatisfaction due to buyer's remorse (after 30 days of purchase).

Refund Procedures:

(Refer to <https://www.snailax.com/pages/refund-policy> for detail instructions)

Warranty Disclaimer

THE WARRANTY PROVIDED HEREIN SHALL BE THE SOLE AND EXCLUSIVE WARRANTY. SNAILAX SHALL HAVE NO LIABILITY FOR, AND EXPRESSLY DISCLAIMS ANY WARRANTY OR AFFIRMATION OF FACT, EXPRESS OR IMPLIED, OTHER THAN AS SET FORTH IN THIS WARRANTY STATEMENT, INCLUDING, WITHOUT LIMITATION

1. THE IMPLIED WARRANTIES OF MERCHANTABILITY AND FITNESS FOR A PARTICULAR PURPOSE;
2. ANY WARRANTY OR AFFIRMATION OF FACT RELATED TO MISUSE, IMPROPER SELECTION, RECOMMENDATION, OR MISAPPLICATION OF ANY PRODUCT; AND
3. ANY WARRANTY OR AFFIRMATION OF FACT THAT THE CATALOGS, LITERATURE AND WEBSITES IT PROVIDES ACCURATELY ILLUSTRATE AND DESCRIBE PRODUCTS.

Snailax reserves all the right for final interpretation of these Terms of Warranty and Return Policy above and the aright to change, modify, add or remove portions of these terms at any time without prior notification.

Extend Warranty for Free

Extend your warranty to 3 years by visiting our Snailax online service center at <http://support.snailax.com> or by scanning the QR code below:



Alternatively, like our Snailax Facebook page at <https://facebook.com/snailax> or scan the QR code below, to message us with your purchase proof



Your application for a free warranty extension must be completed within 60 days of purchase.


SNAILAX CORPORATION

Email: supporteu@snailax.com





Internet: www.snailax.com

TANMET INT'L BUSINESS LTD 9 Pantygraigwen Road, Pontypridd, Mid Glamorgan, CF37 2RR,UK
tanmetbiz@outlook.com

Documents / Resources

	<p>SNAILAX SL-482 Cordless Handheld Deep Tissue Massager with Heating [pdf] Instruction Manual</p> <p>SL-482 Cordless Handheld Deep Tissue Massager with Heating, SL-482, Cordless Handheld Deep Tissue Massager with Heating, Handheld Deep Tissue Massager with Heating, Tissue Massager with Heating, Massager with Heating</p>
---	--

References

-  [OnlineServiceCenter](#)
-  [Snailax Massager | Buy Snailax Shiatsu Neck & Back Massager | Shop Shiatsu Massage Mat & Cushion at Snailax.com](#)
-  [Refund Policy - Snailax](#)
-  [Refund Policy - Snailax](#)
- [User Manual](#)

[Manuals+](#), [Privacy Policy](#)