

# smx Battlestation ARGB Desktop Computers Instructions



## Contents

- 1 SMX Battlestation**
  - [1.1 Safety Information](#)
  - [1.2 How to unpack the Computer](#)
  - [1.3 How to connect the monitor](#)
  - [1.4 How to prepare the computer for use](#)
  - [1.5 Operating system activation](#)
  - [1.6 Maintenance Information](#)
  - [1.7 Warranty and procedures in case of failure or recall](#)
  - [1.8 Manufacturer and Contact Information](#)
  - [1.9 Environmental Protection and Compliance](#)
- 2 Documents / Resources**
  - [2.1 References](#)
- 3 Related Posts**

## SMX Battlestation

Manual version 1 / 20250129

Before using the product, carefully read the user manual and safety information. Keep it for future reference.

Product Model: SMX Battlestation

The serial number and product code can be found on the bottom of the case and in the order specifications.

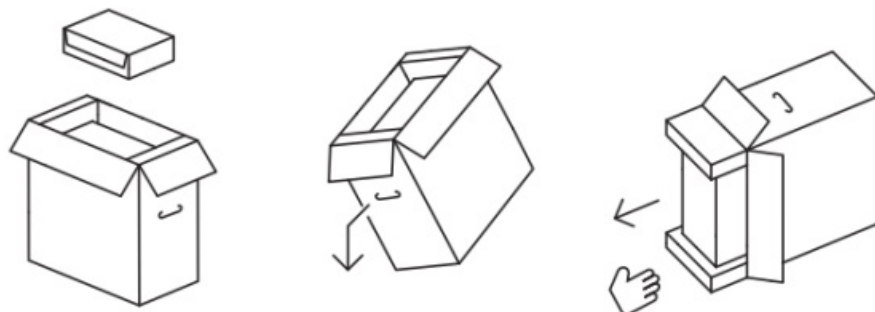
### Safety Information

To ensure safe use of the device, avoid contact between the computer and water or other liquids, and do not use it in high-humidity environments. Ensure proper ventilation for the device by keeping cooling vents unobstructed at all times. Store the computer away from heat sources such as direct sunlight or radiators, and avoid prolonged exposure to extreme temperatures. Never open the device's casing while it is connected to power. Ensure the power cable is intact and properly connected to the socket.

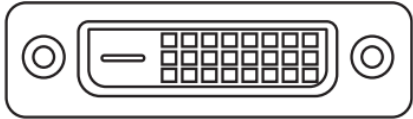
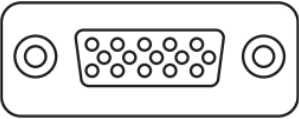
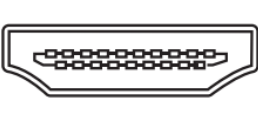
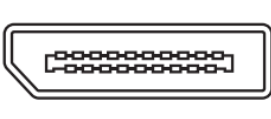
Do not route cables over sharp edges, under heavy objects, or overload electrical sockets and power strips. Use only the cable provided by the manufacturer. Pay special attention to the BIOS battery located on the motherboard — it should not be removed or replaced by the user. If you experience issues such as the system not retaining the time and date after power is turned off or a BIOS error during startup, contact the manufacturer for diagnosis and possible battery replacement. If the device has wireless features, keep antennas at a safe distance from the body — pregnant women should keep antennas away from the abdomen, adolescents should avoid placing antennas near the lower abdomen, and people with implanted medical devices should maintain a distance of at least 15 centimeters.

In case of smoke, a burning smell, or unusual noises, immediately disconnect the computer from power and contact the manufacturer. The product is not intended for use by children under 3 years old as small parts may pose a choking hazard. People with physical limitations or disabilities who may have difficulty unpacking, connecting, or setting up the device should seek assistance from another person or professional service. All product manuals are available in digital form at: <https://silvermonkey.com/support/>.

### How to unpack the Computer



### How to connect the monitor

			
DVI	VGA	HDMI	Display Port

### How to prepare the computer for use

- There may be transport fillers inside the case. Remove them before turning on the computer.
- Allow the computer to reach room temperature.
- Connect all accessories.
- Ensure the power switch is set to the “I” position.

### Operating system activation

- If the computer does not include an operating system, install it yourself. The installation may require BIOS changes. Details can be found in the motherboard manufacturer’s manual.
- If the computer includes an operating system, activation will occur automatically. The license is assigned digitally to the motherboard of your computer. You will not find a sticker with an activation code on the case.

### Maintenance Information

Regularly, at least every six months, clean the ventilation openings, radiator, and fans using a dry cloth and compressed air (stored at room temperature). Before performing maintenance, such as cleaning ventilation openings, radiators, and fans, ensure the computer is turned off and disconnected from power. Avoid using aggressive chemicals or sharp tools that could damage the device.

Store the computer in a dry and clean place, avoiding moisture and dust that could affect its operation. Regularly check the condition of cables, connectors, and ports such as USB or HDMI. To increase safety and protect against cyber threats, regularly install software updates and scan the computer for viruses and malware. If you encounter any technical difficulties, contact the manufacturer for support.

## Warranty and procedures in case of failure or recall



The computer is covered by the manufacturer's warranty. Detailed warranty terms and the full user manual are available at <https://qr.silvermonkey.com/r/-tls1 TaHy> or by scanning the QR code.

If the device malfunctions, first disconnect the computer from power and ensure all cables are properly connected. If the problem persists, use official technical support available at: <https://silvermonkey.com/kontakt> or contact the manufacturer via email at: [kontakt@silvermonkey.com](mailto:kontakt@silvermonkey.com).

If a safety threat is detected, the product may be recalled from the market. Information about any recalls will be available on the manufacturer's website, and the relevant market surveillance authorities will be notified.

### Manufacturer and Contact Information

If you have questions about product safety or technical support, please contact us directly:

#### Silver Monkey sp. z o.o.

ul. Twarda 18, 00-105 Warszawa, Polska

e-mail: [kontakt@silvermonkey.com](mailto:kontakt@silvermonkey.com)

website: <https://silvermonkey.com/>

All safety-related reports are recorded, analyzed, and used to improve product quality and safety.

### Environmental Protection and Compliance




As the manufacturer of this equipment, we declare that it meets the requirements of relevant European Union directives. If you need a copy of the declaration of conformity, contact us.



Do not dispose of this equipment with regular waste. The materials used in this equipment can negatively affect the environment and human health if improperly discarded. Dispose of used equipment at designated electronic waste collection points. The device contains lithium batteries that must be disposed of in accordance with applicable regulations. Used batteries should be taken to designated recycling points or returned to the seller in accordance with EU Directive 2006/66/EC. Never dispose of batteries with household waste, as this can pose environmental hazards.

### Documents / Resources

	<a href="#">smx Battlestation ARGB Desktop Computers</a> [pdf] Instructions Battlestation, Battlestation ARGB Desktop Computers, ARGB Desktop Computers, Desktop Computers, Computers
---	--

## References

- [User Manual](#)

[Manuals+](#), [Privacy Policy](#)

This website is an independent publication and is neither affiliated with nor endorsed by any of the trademark owners. The "Bluetooth®" word mark and logos are registered trademarks owned by Bluetooth SIG, Inc. The "Wi-Fi®" word mark and logos are registered trademarks owned by the Wi-Fi Alliance. Any use of these marks on this website does not imply any affiliation with or endorsement.