



# SMSSECURITY Dahua DMSS App User Guide

[Home](#) » [SMSSECURITY](#) » SMSSECURITY Dahua DMSS App User Guide 

## Contents

- [1 SMS SECURITY Dahua DMSS App](#)
- [2 Introduction](#)
- [3 Specifications](#)
- [4 How to install the DMSS App](#)
- [5 Installation Guide for the Dahua DMSS App](#)
- [6 FAQs](#)
- [7 Documents / Resources](#)
  - [7.1 References](#)



**SMS SECURITY Dahua DMSS App**



## Introduction

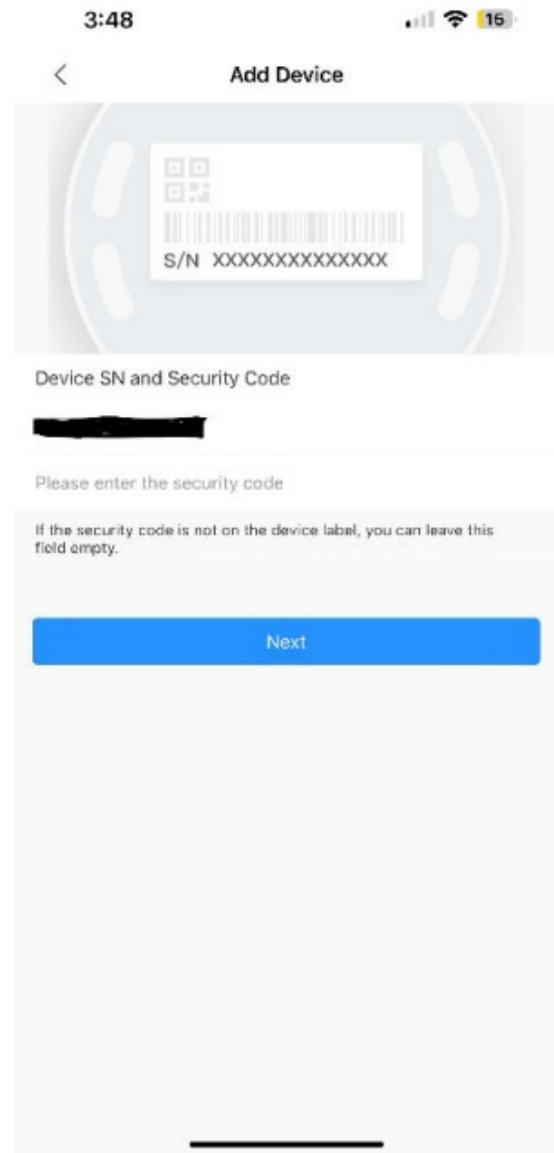
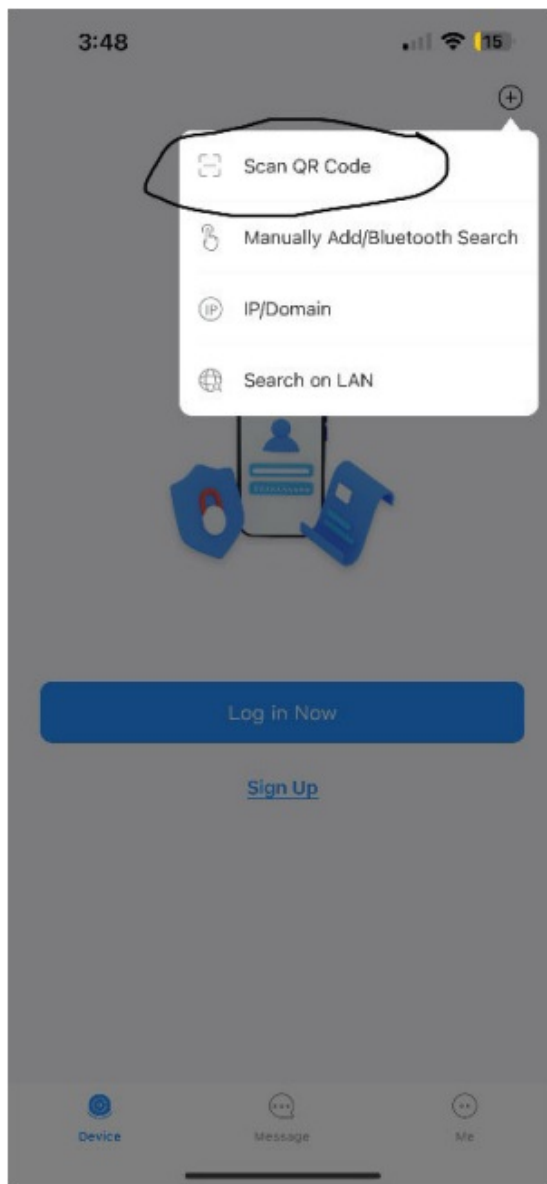
The Dahua DMSS (Digital Mobile Surveillance System) app is a comprehensive mobile solution designed for monitoring Dahua security devices. It offers features like real-time video streaming, playback, device management, and alert notifications. This user-friendly app ensures you stay connected and secure, whether you're monitoring your home or business.

## Specifications

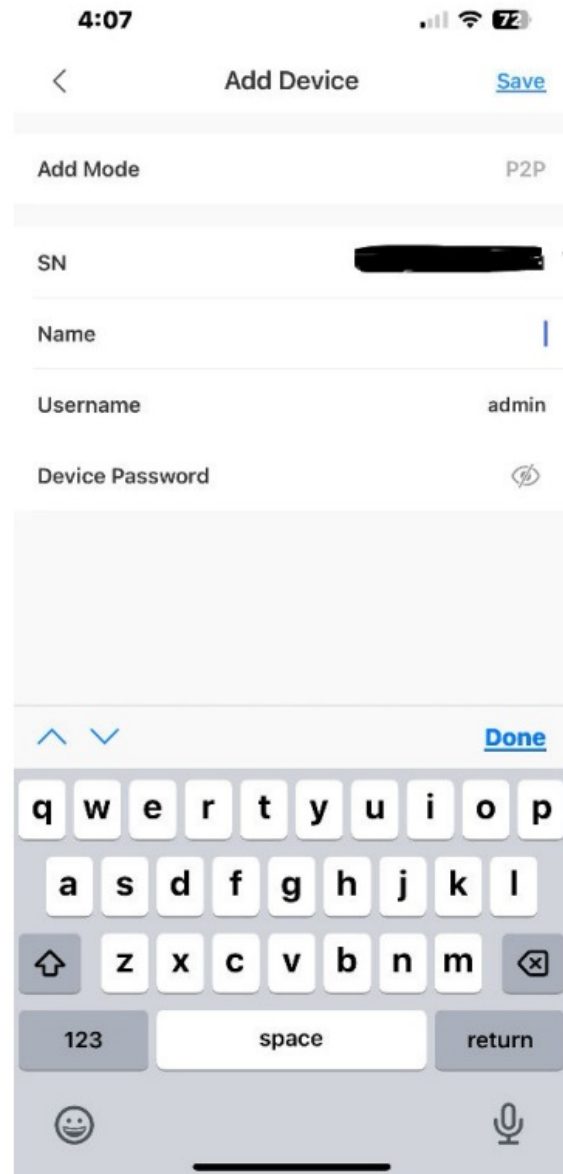
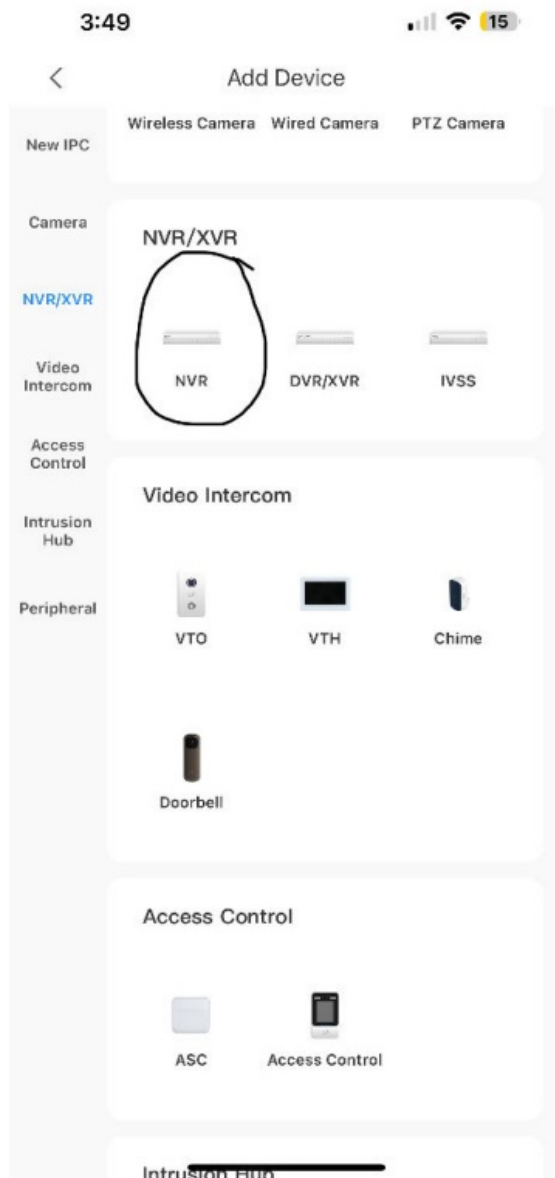
- Platform Compatibility: iOS and Android
- Supported Devices: IP cameras, NVRs, DVRs, and access control systems
- Key Features:
  - Live video preview and playback
  - Instant alerts and push notifications
  - Remote PTZ (Pan-Tilt-Zoom) control
  - Multi-channel video display
  - Two-way audio support
  - Cloud services integration for storage
- Network Requirements:
  - Supports both Wi-Fi and mobile networks (3G/4G/5G)
  - Requires stable internet for seamless operation
- User Interface: Intuitive and multilingual

## How to install the DMSS App

- Step 1. Download the DMSS app from the App Store



- Step 2. Press the + symbols on the top right of the DMSS app
- Step 3. Scan the QR code under the recorder
- Step 4. Enter the name of the system, the Password, and the username.



- Step 5. Enter the name of the system, the Password, and the username Save. The cameras will now be on your phone Standard user name: admin Standard password admin12345

## Installation Guide for the Dahua DMSS App

1. Download the App:
  - Go to the App Store (iOS) or Google Play Store (Android).
  - Search for "DMSS" and download the app developed by Dahua Technology.
2. Sign Up/Log In:
  - Open the app and create a new account or log in with your existing credentials.
3. Add Devices:
  - Tap on the "+" icon to add devices.
  - Scan the QR code on your Dahua device or manually input the device's serial number.
4. Configure Settings:
  - Set up alerts, video recording preferences, and cloud services if needed.
5. Start Monitoring:
  - Access live feeds, playback videos, or control PTZ cameras directly through the app.

## FAQs

**Q1: Is the DMSS app free to use?**

Yes, the DMSS app is free to download and use. However, some advanced features, like cloud storage, may require a subscription.

**Q2: What devices are compatible with the DMSS app?**

The app supports Dahua IP cameras, NVRs, DVRs, and other security devices compatible with Dahua’s ecosystem.

**Q3: How do I troubleshoot connection issues?**

Ensure your device is powered on, and connected to the network, and that the app is updated. Check your internet speed and router settings.

## Documents / Resources

	<p><a href="#">SMSSECURITY Dahua DMSS App</a> [pdf] User Guide Dahua DMSS App, DMSS App, App</p>
---	--

## References

- [User Manual](#)

[Manuals+](#), [Privacy Policy](#)

This website is an independent publication and is neither affiliated with nor endorsed by any of the trademark owners. The "Bluetooth®" word mark and logos are registered trademarks owned by Bluetooth SIG, Inc. The "Wi-Fi®" word mark and logos are registered trademarks owned by the Wi-Fi Alliance. Any use of these marks on this website does not imply any affiliation with or endorsement.