



## smooth Note 6.8 Smartphone User Manual

[Home](#) » [Smooth](#) » smooth Note 6.8 Smartphone User Manual 

### Contents

- 1 smooth Note 6.8 Smartphone
- 2 Know your phone
- 3 2.Insert SIM card&memory card
- 4 Main Screen
- 5 Make Calls
- 6 Notification
- 7 Messages
- 8 Camera
- 9 Gallery
- 10 WLAN
- 11 Music
- 12 Video
- 13 Fingerprint Identification
- 14 Absorption Rate (SAR) information:
- 15 Warranty
- 16 FCC Statement
- 17 Documents / Resources
- 18 Related Posts



**smooth Note 6.8 Smartphone**



**Know your phone**



## 2.Insert SIM card&memory card



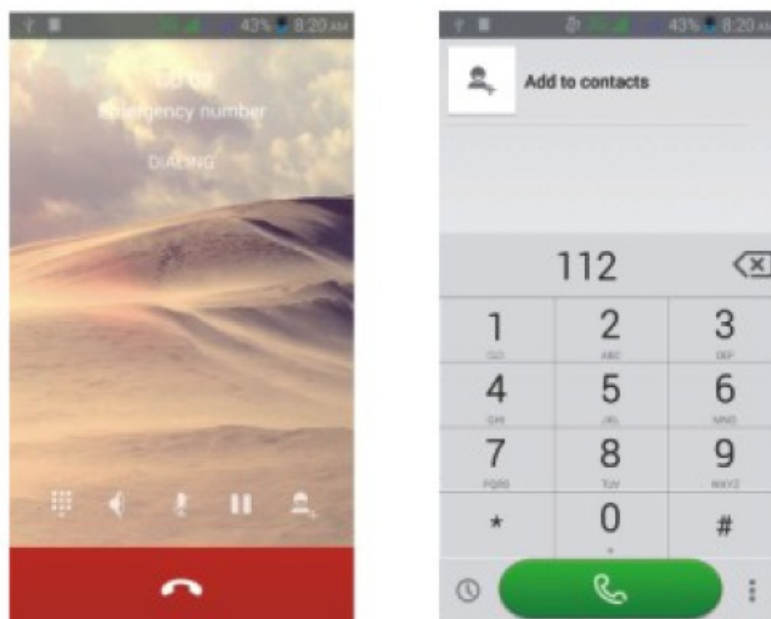
## Main Screen

Main screen can be placed on the most commonly used applications, you can also display daily information such as the time, the weather(need third-party applications), date, etc



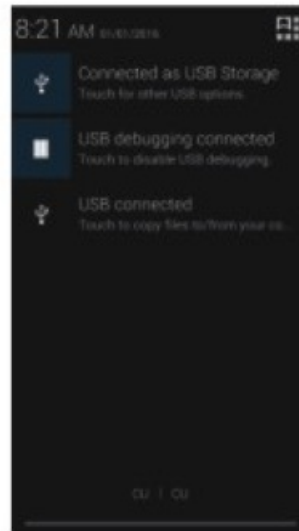
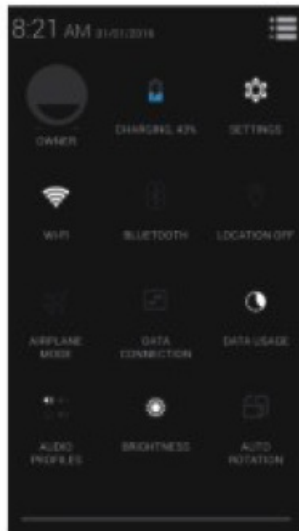
## Make Calls

Enter dial interface and enter a complete phone number to make a call



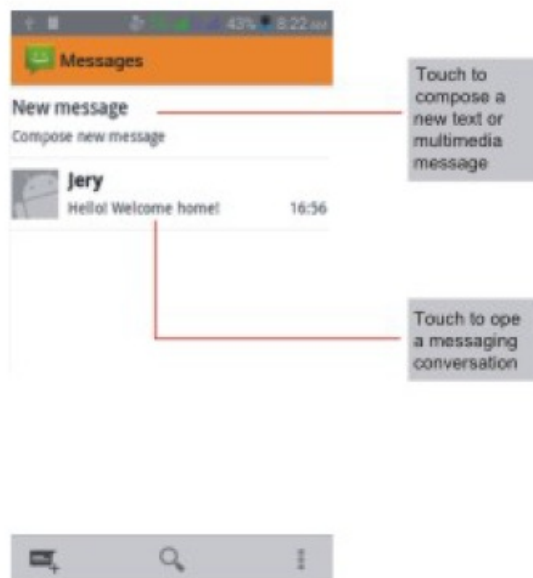
## Notification

Notification icons inform you of new messages and events When you receive a notification, Its icon appears in the status bar, along with a summary that appears only briefly



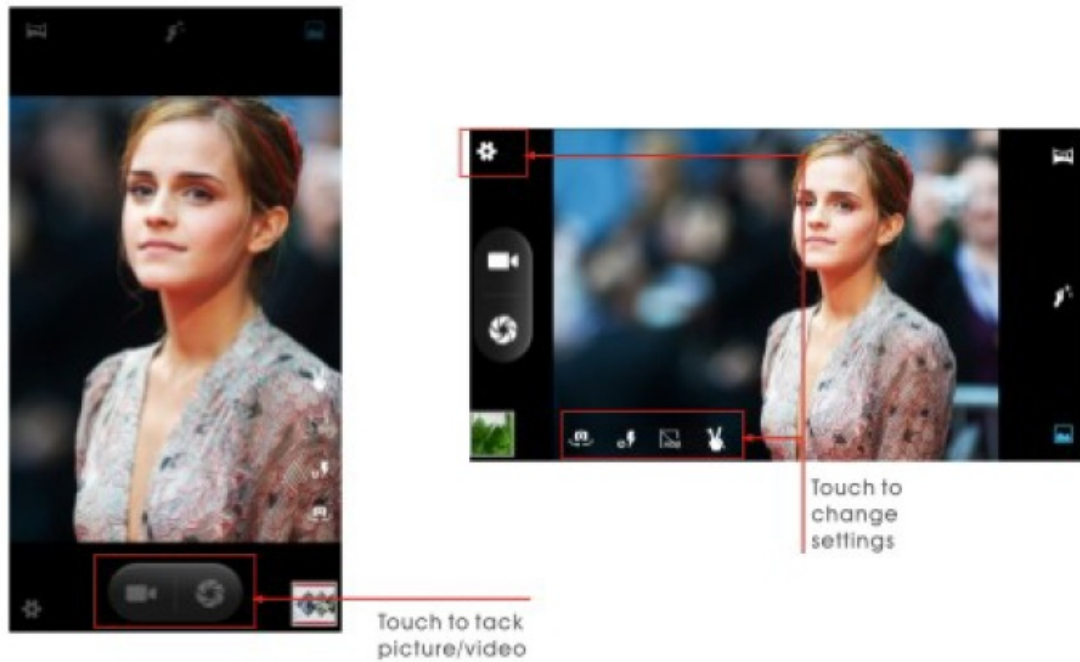
## Messages

You can use Messaging to exchange text and multimedia messages with your friends



## Camera

Camera pictures and videos can be stored in your phone.



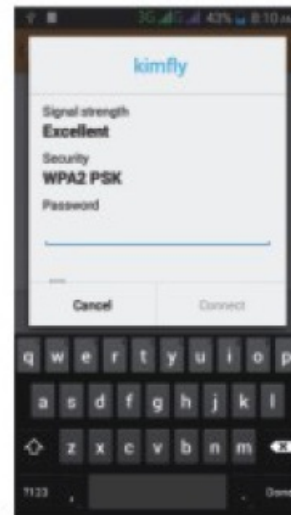
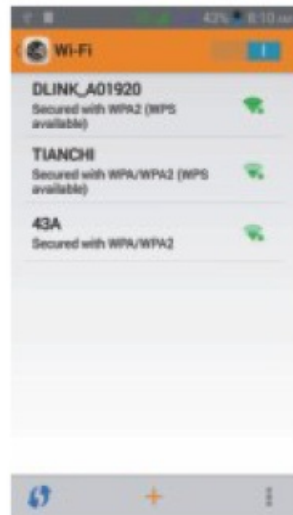
## Gallery

You use Gallery to view pictures that you've taken with camera, downloaded. You can perform basic editing tasks on pictures and set them as your wallpaper or contact picture.



## WLAN

To browse the web, you need switch on Data connection If there is WLAN around, you can switch on WLAN to use it browse the web Some may need password



## Music

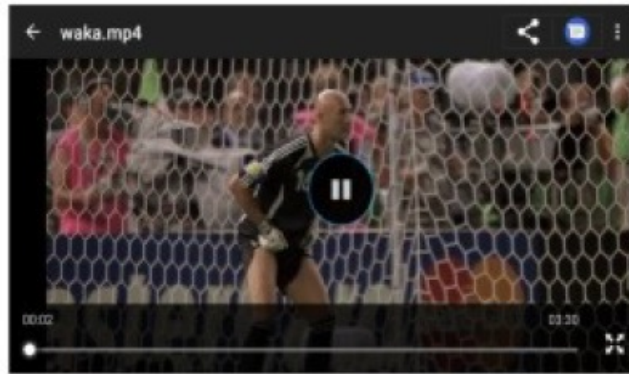
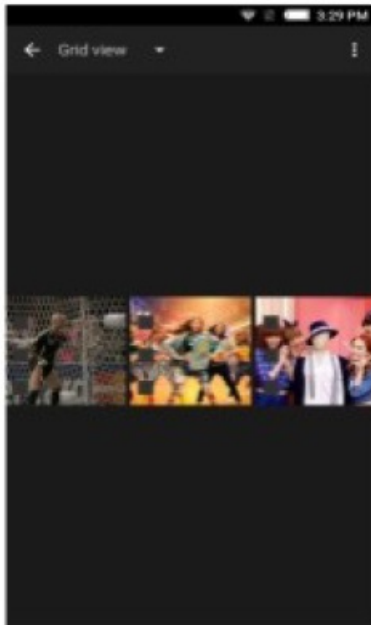
You can download music via the Internet. Your Music player will automatically recognize the file.



## Video

You can watch video files saved on the phone through the video player. In the all Apps screen ,touch the Gallery icon to open the list of files. Select the video file you want to play, and touch icon to play.





## Fingerprint Identification

Setting fingerprint identification makes it more convenient to open certain function



## Absorption Rate (SAR) information:

This mobile phone meets the government's requirements for exposure to radio waves. The guidelines are based on standards that were developed by independent scientific organizations through periodic and thorough evaluation of scientific studies. The standards include a substantial safety margin designed to assure the safety of all persons regardless of age or health.

Device type: Smooth Note 6.8 (FCC ID: GAO-NT6822) has also been tested against this SAR limit. Power output listed is ERP for frequencies below 1GHz and EIRP for frequencies above 1GHz. SAR compliance for body-worn operating configurations is limited to the specific configurations tested for this filing. Body-worn operations are restricted to belt-clips, holsters or similar accessories that have no metallic component in the assembly and must provide at least 1.0 cm separation between the device and the body of the user.

End-users must be informed of the body-worn operating requirements for satisfying RF exposure compliance. The highest reported SAR for head, body-worn accessory, product specific (wireless router), and simultaneous



transmission use conditions is 0.387 W/kg. 0.581 W/kg 0.581 W/kg and 0.715 W/kg respectively.

## Warranty

For more information about the warranty of your phone, after sales service and repair centers and/or a complete version of the User Guide please visit [www.smoothmobile.us](http://www.smoothmobile.us)

## FCC Statement

This equipment has been tested and found to comply with the limits for a Class B digital device, pursuant to part 15 of the FCC Rules. These limits are designed to provide reasonable protection against harmful interference in a residential installation. This equipment generates, uses and can radiate radio frequency energy and, if not installed and used in accordance with the instructions, may cause harmful interference to radio communications. However, there is no guarantee that interference will not occur in a particular installation. If this equipment does cause harmful interference to radio or television reception, which can be determined by turning the equipment off and on, the user is encouraged to try to correct the interference by one or more of the following measures:

- Reorient or relocate the receiving antenna.
- Increase the separation between the equipment and receiver.
- Connect the equipment into an outlet on a circuit different from that to which the receiver is connected.
- Consult the dealer or an experienced radio/TV technician for help.

**Caution:** Any changes or modifications to this device not explicitly approved by manufacturer could void your authority to operate this equipment.

This device complies with part 15 of the FCC Rules. Operation is subject to the following two conditions:

1. This device may not cause harmful interference, and
2. this device must accept any interference received, including interference that may cause undesired operation.

### Specific Absorption Rate (SAR) information:

This Smart phone meets the government's requirements for exposure to radio waves. The guidelines are based on standards that were developed by independent scientific organizations through periodic and thorough evaluation of scientific studies. The standards include a substantial safety margin designed to assure the safety of all persons regardless of age or health. FCC RF Exposure Information and Statement the SAR limit of USA (FCC) is 1.6 W/kg averaged over one gram of tissue. Device types: Smart phone has also been tested against this SAR limit. This device

was tested for typical body-worn operations with the back of the phone kept 10mm from the body. To maintain compliance with FCC RF exposure requirements, use accessories that maintain an 10mm separation distance between the user's body and the back of the phone. The use of belt clips, holsters and similar accessories should not contain metallic components in its assembly. The use of accessories that do not satisfy these requirements may not comply with FCC RF exposure requirements, and should be avoided.

## Documents / Resources



[smooth Note 6.8 Smartphone](#) [pdf] User Manual  
NT6822, GAO-NT6822, GAONT6822, Note 6.8, Smartphone, Note 6.8 Smartphone