

smofish
WP03 3 in 1
Foldable Wireless
Charging



smofish WP03 3 in 1 Foldable Wireless Charging User Manual

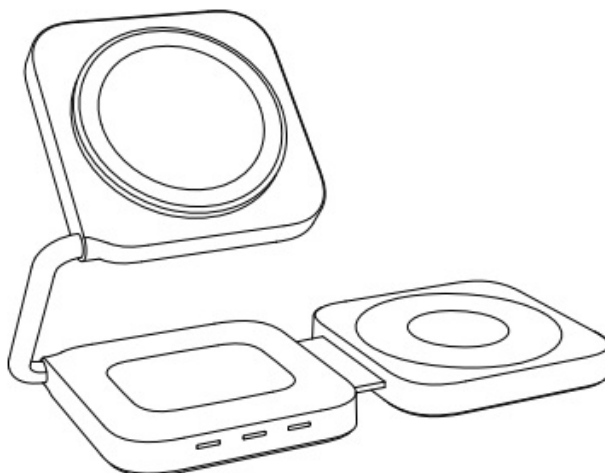
[Home](#) » [smofish](#) » smofish WP03 3 in 1 Foldable Wireless Charging User Manual 

Contents

- [1 smofish WP03 3 in 1 Foldable Wireless Charging](#)
- [2 Parameters](#)
- [3 Product diagram](#)
- [4 Packing list](#)
- [5 Instructions](#)
- [6 LED Light Description](#)
- [7 Operation](#)
- [8 FCC STATEMENT](#)
- [9 Documents / Resources](#)
 - [9.1 References](#)
- [10 Related Posts](#)

smofish

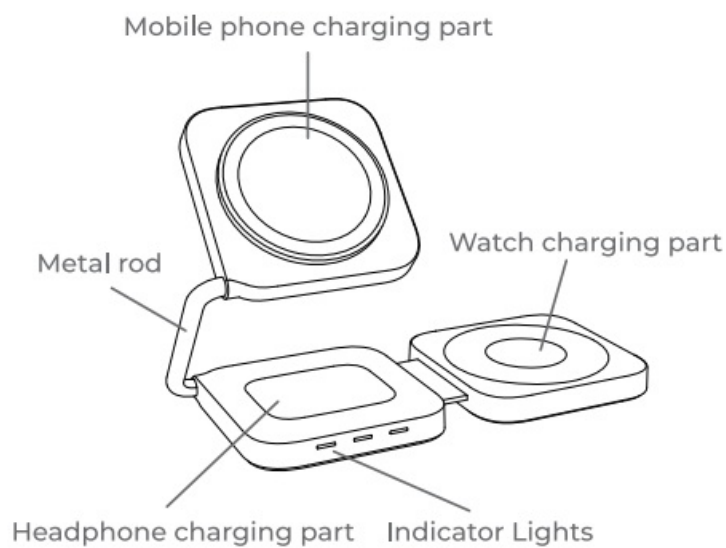
smofish WP03 3 in 1 Foldable Wireless Charging



Parameters

- Name: 3-in-1 Foldable Wireless Charging
- Material: PC+ABS+zinc alloy
- Input 5V=2A 9V=2A 12V=2A
- Mobile phone output: SW/7.SW/IOW/ISW
- Headphone output: 3W/5W
- Watch output: 2.sw
- Input port: Type-C
- Charging cable: 1. Sm Type-C to Type-C data cable
- Adapter: 30W adapter

Product diagram

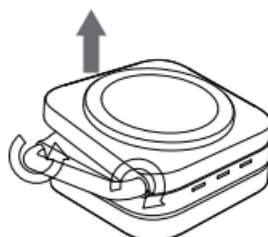


Packing list

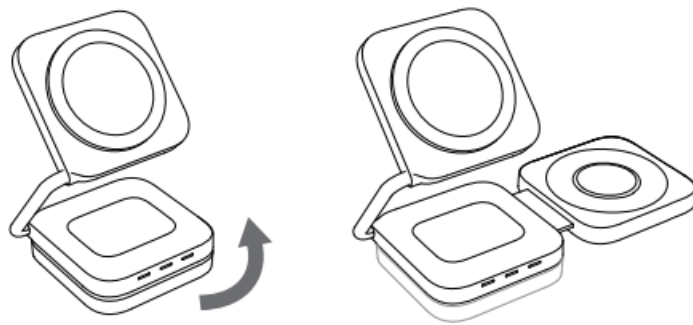
- Magnetic wireless charger*1
- User manual*1
- Type-C charging cable*1
- OW adapter*1
- Accessory bag*1

Instructions

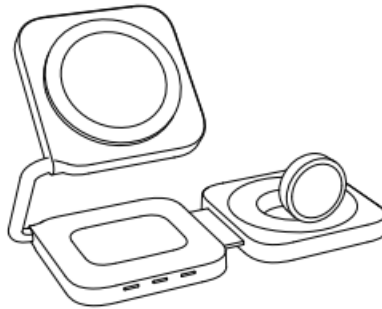
1. Rotate the metal rod to open the phone charging part



2. Turn over the charging part of the watch and place it flat on the table



3. Connect the charging cable, then place the phone, earphones, and watch



LED Light Description


- Standby mode: blue light on, off after 2 seconds
- Charging mode: blue breathing light
- FOO: Blue light flashes quickly

T1ps: This product can be used directly on iPhone 12/13/14/5 Magsafe phones (or with magnetic cases). For other phones and cases, a metal ring is required. Please make sure your phone supports wireless charging before use.

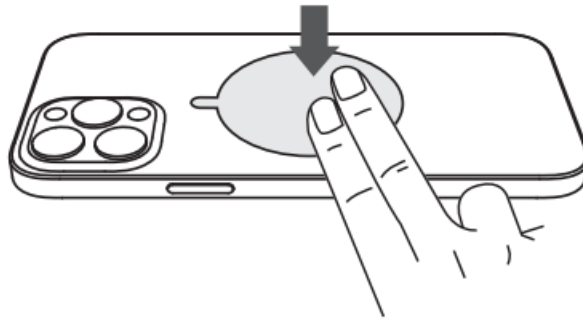
Operation

Operation steps (metal ring)

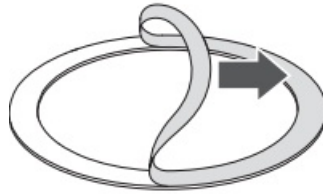
1. Open the cleaning kit, wipe the phone back clean



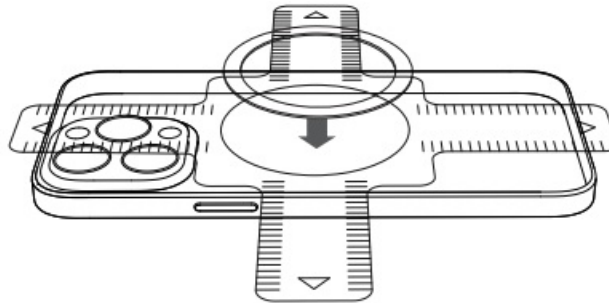
2. Paste the separation film onto the center of the phone back



3. Paste the metal ring onto the center of the phone back by use of the alignment card



(**Note:** As long as the upper and lower scales, the left and right scales of the alignment card are equal, the metal ring will be pasted right to the center of the phone)



FCC STATEMENT

FCC WARNING

The device complies with part 15 of the FCC Rules. Operation is subject to the following two conditions:

1. this device may not cause harmful interference, and
2. This device must accept any interference received, including interference that may cause undesired operation.

Any changes or modifications not expressly approved by the party responsible for compliance could void the user's authority to operate the equipment


NOTE: This equipment has been tested and found to comply with the limit for a Class B digital device, according to Part 15 of the FCC Rules. These limits are designed to provide reasonable protection against harmful interference in a residential installation. This equipment generates, uses, and can radiate radio frequency energy and, if not installed and used in accordance with the instructions, may cause harmful interference to radio communications. However, there is no guarantee that interference will not occur in a particular installation. If this equipment does cause harmful interference to radio or television reception, which can be determined by turning the equipment off and on, the user is encouraged to try to correct the interference by one or more of the following measures:

- Reorient or relocate the receiving antenna.
- Increase the separation between the equipment and receiver.
- Connect the equipment into an outlet on a circuit different from that to which the receiver is connected.

- Consult the dealer or an experienced radio/TV technician for help. to maintain compliance with FCC's RF Exposure guidelines,

This equipment should be installed and operated with a minimum 20cm distance between the radiator and your body: Use only the supplied antenna

Documents / Resources

	smofish WP03 3 in 1 Foldable Wireless Charging [pdf] User Manual 2BGC2-WP03, 2BGC2WP03, wp03, WP03 3 in 1 Foldable Wireless Charging, WP03, 3 in 1 Foldable Wireless Charging, Foldable Wireless Charging, Wireless Charging
---	---

References

- [User Manual](#)

[Manuals+](#), [Privacy Policy](#)

This website is an independent publication and is neither affiliated with nor endorsed by any of the trademark owners. The "Bluetooth®" word mark and logos are registered trademarks owned by Bluetooth SIG, Inc. The "Wi-Fi®" word mark and logos are registered trademarks owned by the Wi-Fi Alliance. Any use of these marks on this website does not imply any affiliation with or endorsement.