



smeg FMI320X2 Built In Microwave Instruction Manual

[Home](#) » [Smeg](#) » smeg FMI320X2 Built In Microwave Instruction Manual 

Contents

- [1 smeg FMI320X2 Built In Microwave](#)
- [2 Product Information](#)
- [3 Product Usage Instructions](#)
- [4 FAQ](#)
- [5 Programs / Functions](#)
- [6 Controls](#)
- [7 Options](#)
- [8 Technical Features](#)
- [9 Accessories Included](#)
- [10 Electrical Connection](#)
- [11 PRODUCT DIMENSION](#)
- [12 Symbols glossary](#)
- [13 Documents / Resources](#)
 - [13.1 References](#)



smeg FMI320X2 Built In Microwave



Product Information

Specifications:

- Usable volume: 20 l
- Product Family Category: Microwave
- Installation: Built-in With frame
- Power supply: Electric
- Cooking Method: Microwave with grill
- Control: Electronic
- Display / Clock: TFT
- Type of control setting: Touch control
- Timer: Electronic
- Time-setting options: End cooking
- End of cooking acoustic alarm: Yes
- No. of functions: 5
- Full grill: Yes
- Defrost by time: Yes
- Defrost by weight: Yes
- Microwave: Yes
- Microwave + grill: Yes
- Automatic programmes: Yes
- Other Microwave functions: 3 Memory, Showroom demo option, Controls Lock / Child Safety, Quick start option, Limited Power Consumption Mode

Technical Features:

- Cavity material: Stainless steel
- Shelf positions: 2
- Shelves type: Rack
- No. of lights: 1
- Light type: Incandescent
- Light power: 20 W
- Turntable: Yes
- Turntable dimensions: 24.5 cm
- Light when door is opened: Yes
- Grill type: Quartz
- Grill – power: 1000 W
- Door opening: Side-opening
- Total no. of door glasses: 2
- Cooling system: Tangential
- Microwave screen protection: Yes
- Microwave stops when door is opened: Yes
- Usable cavity space dimensions (HxWxD): 210x305x280 mm

- Microwave effective power: 850 W
- Frame: Yes
- Frequency (Hz): 50 Hz
- Power supply cable length: 150 cm

Accessories Included:

- Grid: 1

Product Usage Instructions**Using the Microwave:**

1. Open the door of the microwave.
2. Place the food or container on the turntable or rack inside the microwave.
3. Close the door securely.
4. Set the desired cooking time using the touch control setting.
5. Press the Start button to start the microwave cooking process.
6. The microwave will automatically stop when the cooking time is finished. Open the door and remove the food or container carefully.

Using the Grill:

1. Open the door of the microwave.
2. Place the food on the rack inside the microwave.
3. Close the door securely.
4. Set the desired cooking time using the touch control setting.
5. Press the Grill button to activate the grill function.
6. Press the Start button to start the grill cooking process.
7. The grill will automatically stop when the cooking time is finished. Open the door and remove the food carefully.

Using Microwave + Grill:

1. Open the door of the microwave.
2. Place the food on the rack inside the microwave.
3. Close the door securely.
4. Set the desired cooking time using the touch control setting.
5. Press the Microwave + Grill button to activate the microwave and grill functions.
6. Press the Start button to start the cooking process.
7. The microwave and grill will automatically stop when the cooking time is finished. Open the door and remove the food carefully.

FAQ

What is the capacity of this microwave?

The usable volume of this microwave is 20 liters.

Can I defrost food by weight?

Yes, you can defrost food by weight with this microwave. Set the weight of the food using the touch control setting, and the microwave will automatically determine the defrosting time.

Is there a child lock feature?

Yes, this microwave has a child lock feature. It allows you to lock the programme/cycle so it cannot be accidentally changed.

What is the power consumption of this microwave?

The nominal power of this microwave is 1300 W. Please refer to the user manual for detailed information on power consumption in different modes.

Can I use the microwave and grill functions together?

Yes, this microwave allows you to use the microwave and grill functions together. Press the Microwave + Grill button to activate both functions.

FMI320X2

Usable volume

20 l



Product Family

Microwave

Category

Built-in

Installation

With frame

Power supply

Electric

Cooking Method

Microwave with grill

Control

Electronic

Programs / Functions

No. of functions	5
Full grill	
Defrost by time	
Defrost by weight	
Microwave	
Microwave + grill	
Automatic programmes	3
Other Microwave functions	Memory

Controls



Display / Clock

TFT

Type of control setting

Touch control

Opening

Electrical button

Options



Timer

Electronic

Time-setting options

End cooking

End of cooking acoustic alarm

Yes

Showroom demo option

Yes


Controls Lock / Child Safety

Yes

Quick start option

Yes

Technical Features



Cavity material

Stainless steel

Shelf positions

2

Shelves type

Rack

No. of lights

1

Light type

Incandescent

Light power

20 W

Turntable

Yes

Turntable dimensions

24,5 cm

Light when door is opened

Yes

Grill type

Quartz

Grill - power

1000 W

Door opening

Side-opening

Total no. of door glasses

2

Cooling system

Tangential

Microwave screen protection

Yes

Microwave stops when door is opened

Yes

Usable cavity space dimensions (HxWxD)

210x305x280 mm

Microwave effective power

850 W

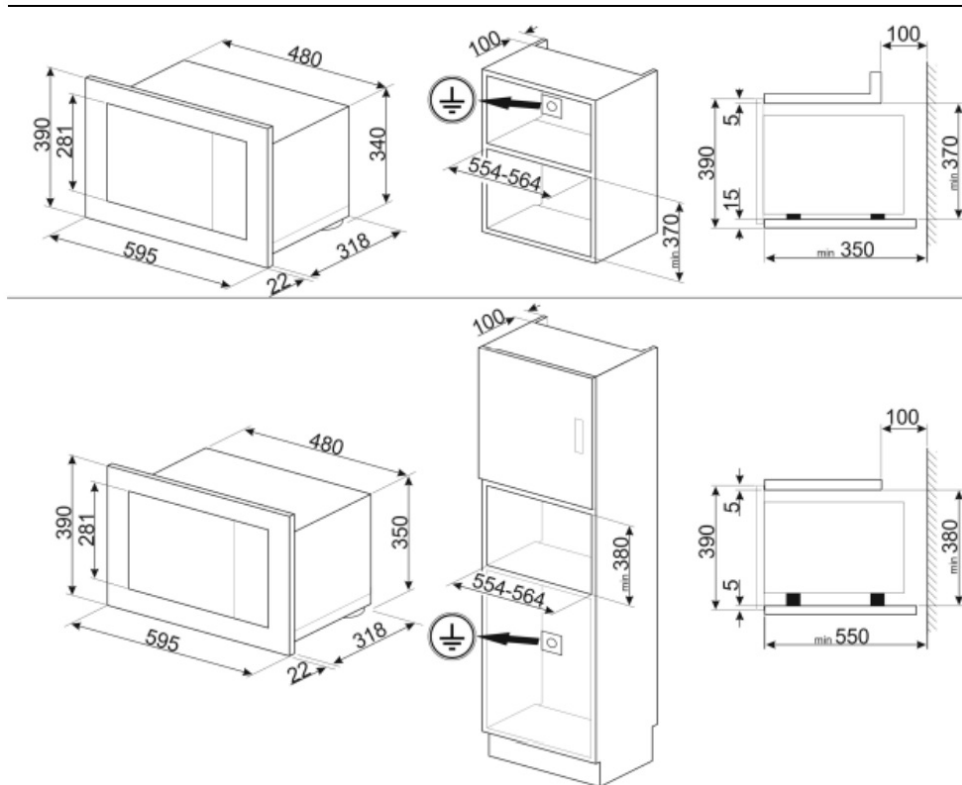
Accessories Included

Grid	1	Frame	Yes
-------------	---	--------------	-----







Electrical Connection

Nominal power (W)	1300 W	Frequency (Hz)	50 Hz
Current	5,2 A	Power supply cable length	150 cm
Voltage (V)	230 V		

PRODUCT DIMENSION



Symbols glossary

-  Child lock: some models are fitted with a device to lock the programme/cycle so it cannot be accidentally changed.
-  Defrost by time: with this function the time of thawing of foods are determined automatically.
-  Double glazed doors: Number of glazed doors.
-  Microwave: Penetrating straight into the food, microwaves cook very quickly and with considerable energy savings. Suitable for cooking without fat, they are also able to thaw and heat food without altering its original appearance and aroma. The microwave function can also be combined with conventional functions with all the resulting advantages. Ideal for all types of food.
-  The oven cavity has 2 different cooking levels
-  The capacity indicates the amount of usable space in the oven cavity in litres.



- Microwave energy shortens cooking times dramatically and produces energy savings.



- Defrost by weight: With this function the defrosting time is determined



- Grill element: Using of grill gives excellent results when cooking meat of medium and small portions, especially when combined with a rotisserie (where possible). Also ideal for cooking sausages and bacon.




- Microwave + grill element: The use of the grill results in a perfect browning of the surface of the food. The action of microwaves allows instead of cooking in a short time the internal part of the food.



- Touch controls: Easy to use touch controls allow the appliance to be programmed at the touch of a button.

Documents / Resources



[smeg FMI320X2 Built In Microwave](#) [pdf] Instruction Manual
FMI320X2 Built In Microwave, FMI320X2, Built In Microwave, In Microwave, Microwave

References

- [User Manual](#)