


smartwares
**FCL-80141 LED
Rechargeable
Worklight**



smartwares FCL-80141 LED Rechargeable Worklight User Manual

[Home](#) » [smartwares](#) » smartwares FCL-80141 LED Rechargeable Worklight User Manual 

Contents

- 1 [smartwares FCL-80141 LED Rechargeable Worklight](#)
- 2 [Product Specifications](#)
- 3 [RECHARGING](#)
- 4 [Charging the Work Light](#)
- 5 [Using the Work Light](#)
- 6 [Maintenance and Safety](#)
- 7 [Frequently Asked Questions](#)
- 8 [Documents / Resources](#)
 - 8.1 [References](#)
- 9 [Related Posts](#)

smartwares

smartwares FCL-80141 LED Rechargeable Worklight

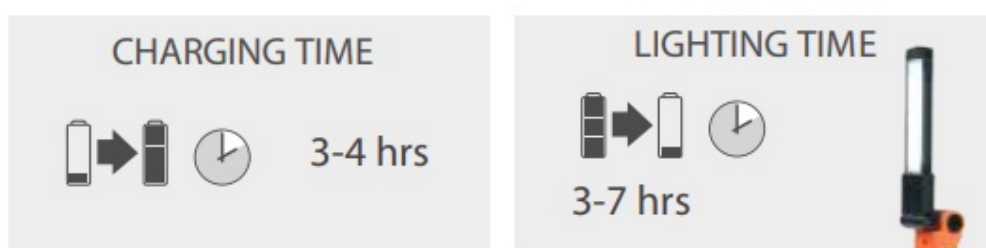


Product Specifications

- IP Rating: IP20
- Type: Work Light
- Total Lumen: 800
- Luminous Flux: 800 Lumens
- Cable Length: 100cm USB-C cable included
- Features: Magnet, Foldable, Rechargeable Battery, LED Worklight
- Battery Type: Lithium-ion, 3.7V 2000mAh
- Weight: 0.12 kg
- Color Temperature: Cool White
- CRI (Color Rendering Index): >70
- Power Input: DC 5V, 1A
- Lighting Modes: 1x 100%, 2x 50%, 3x 25%, 4x Red 100%, 5x Red Flash, 6. White Point Light, 7. Off
- Charging Time: 3-4 hours
- Lighting Time: 3-7 hours
- Beam Angle: 148mm x 36mm

RECHARGING

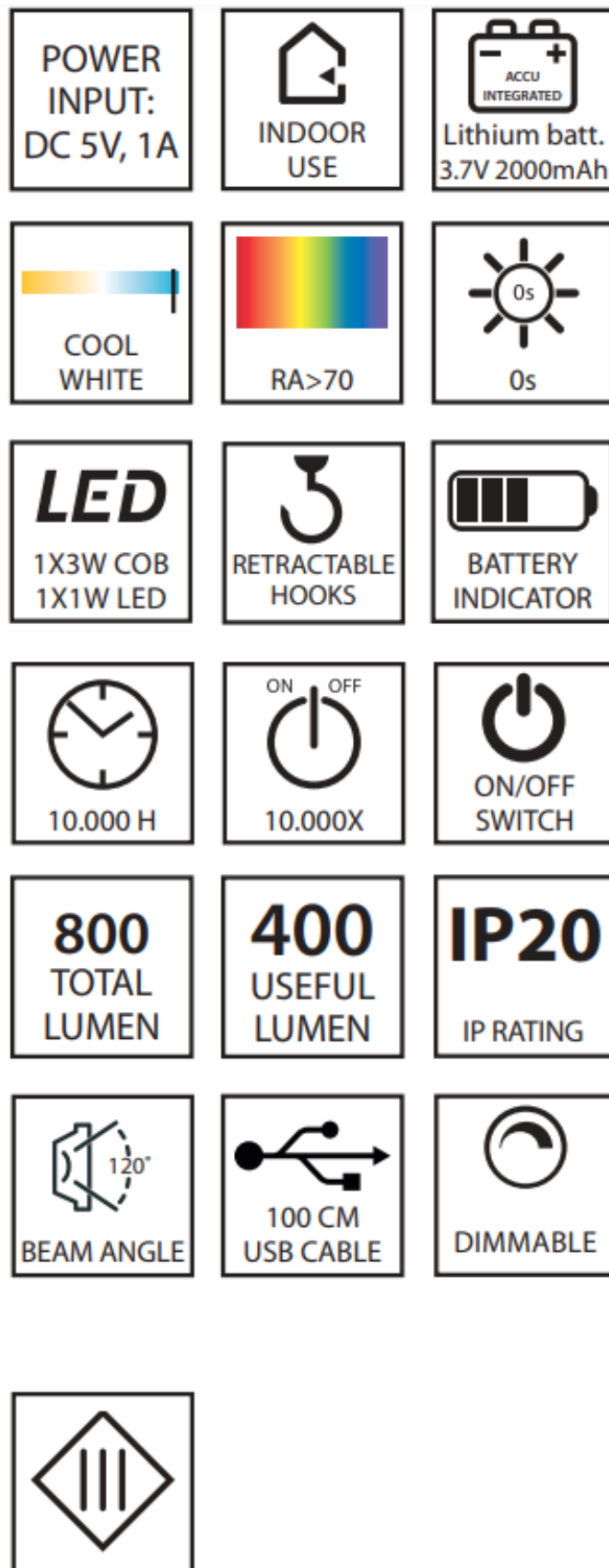
Protection class 3: the fitting is suitable only for low voltage: e.g. 12V



- 1x 100%
- 2x 50%
- 3x 25%
- 4x RED 100%
- 5x RED flash
- 6. White point light
- 7. Off

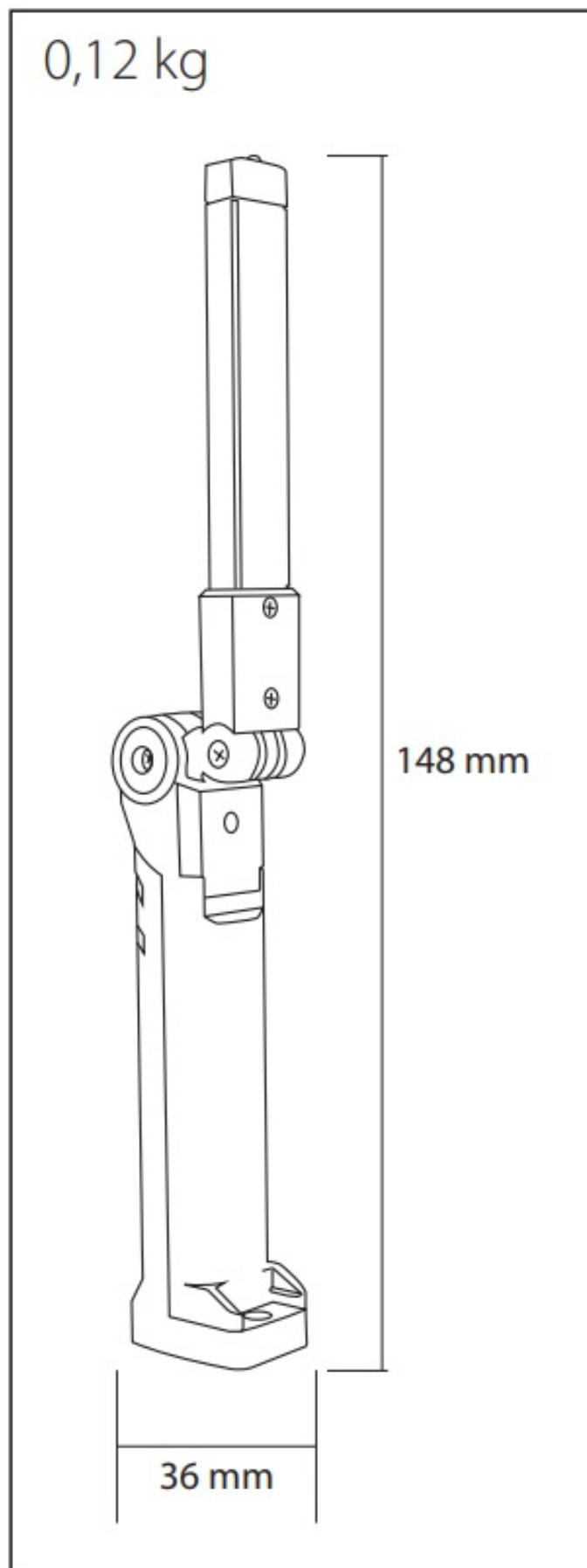
Charging the Work Light

1. Connect the provided 100cm USB-C cable to the work light.



2. Plug the other end of the USB-C cable into a DC 5V, 1A power source.
3. Allow the work light to charge for 3-4 hours until fully charged.

Using the Work Light



1. To turn on the work light, press the on/off switch.
2. You can cycle through different lighting modes by pressing the switch multiple times.
3. Adjust the brightness by selecting from 100%, 50%, 25%, or red light options.
4. To turn off the work light, press and hold the on/off switch until it powers down.

Maintenance and Safety

- This work light is suitable for indoor use only.
- Avoid submerging the work light in water or exposing it to extreme conditions.
- Keep the work light clean and free from dust to ensure optimal performance.

Frequently Asked Questions

Q: Is an adapter included for charging?

A: No, an adapter is not included. You can use any DC 5V, 1A adapter to charge the work light.

Q: How long does the battery last on a full charge?

A: The lighting time on a full charge ranges from 3 to 7 hours depending on the selected brightness level.


EU address

smartwares@turope
Swaardvenstraat 65
5048 AV Tilburg
The Netherlands
www.smartwares.eu

UK address

smartwares®
Safety and Lighting Ltd.
West Point, Second Floor
Mucklow Office Park
Mucklow Hill Halesowen
West Midlands, B62 8DY
United Kingdom

Documents / Resources



[smartwares FCL-80141 LED Rechargeable Worklight](#) [pdf] User Manual
80141, FCL-80141 LED Rechargeable Worklight, FCL-80141, LED Rechargeable Worklight, Rechargeable Worklight, Worklight

References

- [User Manual](#)

Manuals+, Privacy Policy

This website is an independent publication and is neither affiliated with nor endorsed by any of the trademark owners. The "Bluetooth®" word mark and logos are registered trademarks owned by Bluetooth SIG, Inc. The "Wi-Fi®" word mark and logos are registered trademarks owned by the Wi-Fi Alliance. Any use of these marks on this website does not imply any affiliation with or endorsement.