



SmartThings Hub Quick Start Guide

[Home](#) » [SmartThings](#) » SmartThings Hub Quick Start Guide 

SmartThings
Hub



Quick-Start Guide

Contents

- 1 One App + One Hub + All Your Things
- 2 Meet Your SmartThings Hub
- 3 The Brain of Your Smart Home
- 4 So Easy Anyone Can Do It
- 5 Simple Setup
- 6 Battery Backup Installation
- 7 Safety Instructions
- 8 Important Safety Instructions
- 9 One (1) Year Limited Warranty
- 10 Related Posts

One App + One Hub + All Your Things

Creating a safer, smarter home has never been easier. Start with the SmartThings app and Hub, add your favorite products, and control them from another room or another country.



App

The free SmartThings app lets you get important notifications about what's happening, control things in every room, and run your home from your phone.

Hub

The Hub sends commands from the free app to your connected things, and sends important alerts from your things to your smartphone.

Things

Add devices from SmartThings' family of sensors or hundreds of other connected products to create a smart home that fits your lifestyle.

Meet Your SmartThings Hub

SmartThings lets you easily control, monitor, and secure your home from anywhere in the world. At the center of it all is the SmartThings Hub.



The Brain of Your Smart Home

Like a live-in translator, the Hub wirelessly connects all of the different sensors around your home so that they can send important information to your smartphone, and to each other.


The SmartThings Hub connects to your Internet router via the included Ethernet cable. The Hub has a ZigBee, Z-Wave, and Bluetooth radio, and also supports IP-accessible devices—providing customers with the widest range of supported devices of any smart home platform. In addition, the Hub contains replaceable batteries that allow it to continue operating in the event of a power outage.

For a list of products that have been tested and verified as compatible, please visit <http://www.smarthings.com/product/works-with-smarthings/>.

So Easy Anyone Can Do It

As with all SmartThings devices, the Hub requires no wiring or messy installation—just a simple setup that anyone can do.

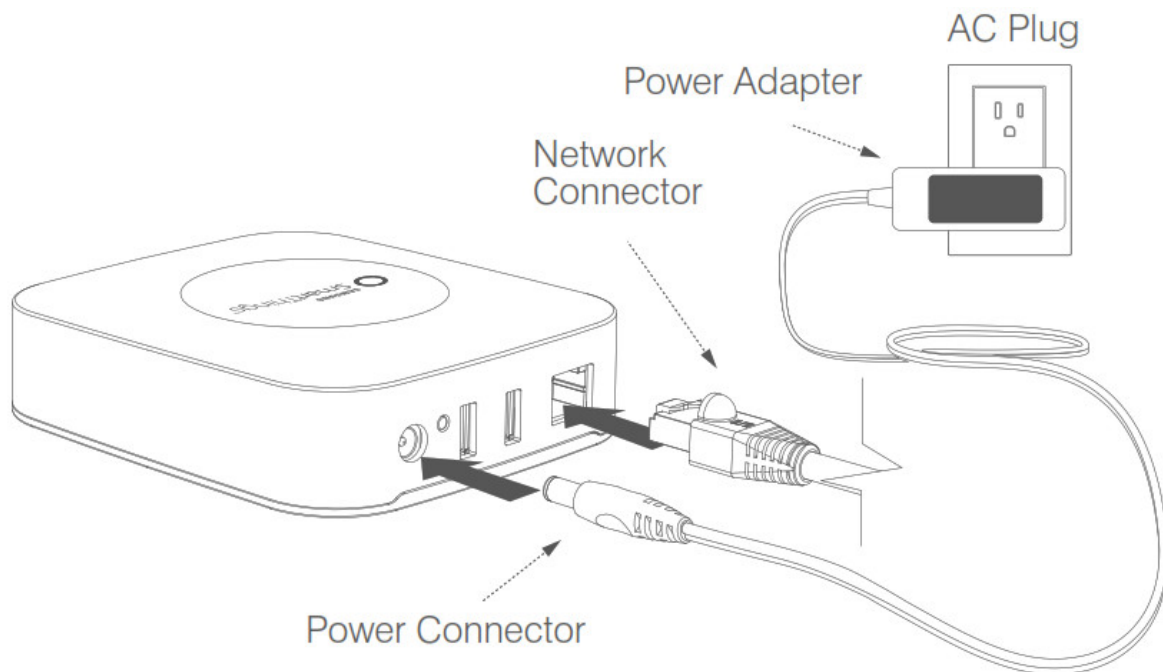
Simply plug in the included Ethernet cable from your Hub to your Internet router, attach the power cord to the wall, and then use the free SmartThings app to start connecting your devices. Easy peasy.



Simple Setup

The SmartThings Hub works best if installed in a central location to where your SmartThings will be connected. The recommended separation distance from the user for this equipment is 7.6 inches (20 cm).

- Connect your SmartThings Hub to your Internet router using the included Ethernet cable.
- Plug in the power adapter to an outlet and attach the power connector to the back of the Hub.
- Continue setting up your Hub by going to www.SmartThings.com/start on your smartphone and following the on-screen instructions.

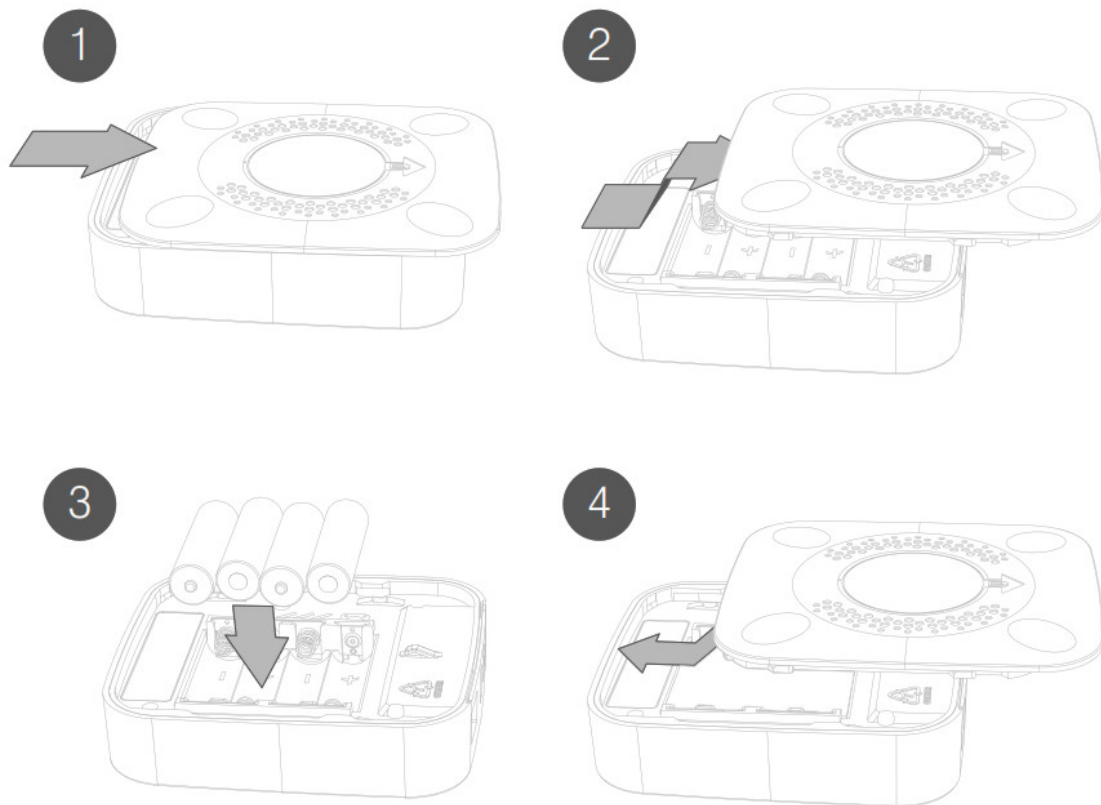


Battery Backup Installation

Disconnect the network cable and power adapter or any other connected peripherals before installing batteries (4 x AA):

- Slide bottom covers off.
- Insert 4 AA batteries.
- Slide bottom cover on till it snaps into place.

NOTE: Hub does not recharge batteries.



Safety Instructions

Disconnect the network cable and power adapter or any other connected peripherals if any of the following conditions exist:

- The power cord or connector is damaged or frayed.
- You want to clean the Hub (see Important Safety Instructions).
- The Hub or attached cables are exposed to rain, water/fluids, or excessive moisture.
- The Hub power adapter is damaged or has been dropped and you suspect it needs to be serviced.



Avoid installing the SmartThings Hub near or inside sources of metal, radio, or electromagnetic interference.



WARNING: No user-serviceable parts inside. Refer all servicing to qualified service personnel.

IMPORTANT CONSUMER

INFORMATION: Please read before activating or using the device.

WARNING: This product contains chemicals known to the State of California to cause cancer and reproductive toxicity. For more information, please call 1-800-SAMSUNG (726-7864).

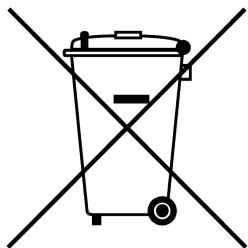
Important Safety Instructions

- Read, keep, and follow these instructions.
- Heed all warnings.
- Do not use this product near water or expose the product to dripping or splashing of any water or liquid.

- Clean only with a dry cloth.
- Do not install near any heat sources such as radiators, heat registers, stoves or other apparatus (including amplifiers) that produce heat.
- Only use attachments and accessories specified by the manufacturer.
- Read our Product Usage Guidelines at: <http://SmartThings.com/guidelines>



This ZigBee Certified Product works with ZigBee networks supporting the Home Automation Profile.
Global 2.4 GHz wireless use.
ZigBee® Certified is a registered trademark of the ZigBee Alliance.




Correct disposal of batteries in this product

(Waste Electrical & Electronic Equipment)

(Applicable in countries with separate collection systems)

This marking on the product, accessories, or literature indicates that the product and its electronic accessories (e.g. charger, headset, USB cable) should not be disposed of with other household waste.

 To prevent possible harm to the environment or human health from uncontrolled waste disposal, please separate these items from other types of waste and recycle them responsibly to promote the sustainable reuse of material resources.

Household users should contact either the retailer where they purchased this product, or their local government office, for details of where and how they can take these items for environmentally safe recycling.

Business users should contact their supplier and check the terms and conditions of the purchase contract. This product and its electronic accessories should not be mixed with other commercial wastes for disposal.
(Applicable in countries with separate collection systems)

This marking on the battery, manual or packaging indicates that the batteries in this product should not be disposed of with other household waste. Where marked, the chemical symbols Hg, Cd, or Pb indicate that the battery contains mercury, cadmium, or lead above the reference levels in EC Directive 2006/66. If batteries are not properly disposed of, these substances can cause harm to human health or the environment.

To protect natural resources and to promote material reuse, please separate batteries from other types of waste and recycle them through your local, free battery return system.

Disclaimer

Some content and services accessible through this device belong to third parties and are protected by copyright, patent, trademark, and/or other intellectual property laws. Such content and services are provided solely for your personal non-commercial use. You may not use any content or services in a manner that has not been authorized by the content owner or service provider.

Without limiting the foregoing, unless expressly authorized by the applicable content owner or service provider, you may not modify, copy, republish, upload, post, transmit, translate, sell, create derivative works, exploit, or distribute in any manner or medium any content or services displayed through this device.

Certifications

Hereby, SmartThings Inc. declares that this product is in compliance with the essential requirements and other relevant provisions of Directive 1999/5/EC. The original Declaration of Conformity may be found at smarththings.com/eu/compliance.

Certified under FCC Part 15. Certified in Canada by IC to RSS-210.

This Class B digital apparatus complies with Canadian ICES-003.

SmartThings Hub Model: STH-ETH-200, FCC ID: [R3Y-STH-ETH200](#), IC: [10734A-STHETH200](#), M/N: PGC431-D, Contains FCC ID: [D87-ZM5304-U](#),

IC: 11263A-ZM5304, M/N: ZM5304AU, CE version contains M/N: ZM5304AE.



Canada Statement

This device complies with Industry Canada license-exempt RSS standard(s). Operation is subject to the following two conditions: (1) this device may not cause interference, and (2) this device must accept any interference, including interference that may cause undesired operation of the device.

Information to the User

Changes or modifications not expressly approved by SmartThings, Inc. could void your authority to operate the equipment.

This equipment has been tested and found to comply with the limits for a Class B digital device, pursuant to Part 15 of the FCC Rules. These limits are designed to provide reasonable protection against harmful interference in a residential installation. This equipment generates and can radiate radio frequency energy and, if not installed and used in accordance with the instructions, may cause harmful interference to radio communications. However, there is no guarantee that interference will not occur in a particular installation. If this equipment does cause harmful interference to radio or television reception, which can be determined by turning the equipment off and on, the user is encouraged to try to correct the interference by one or more of the following measures:

- Reorient or relocate the receiving antenna.
- Increase the separation between the equipment and the receiver.
- Connect the equipment to an outlet on a circuit different from that to which the receiver is connected.
- Consult the dealer or an experienced radio/TV technician for help.

One (1) Year Limited Warranty

SmartThings, Inc. warrants this product (the "Product") against defects in materials and/or workmanship under normal use for a period of ONE (1) YEAR from the date of purchase by the original purchaser ("Warranty Period"). If a defect arises and a valid claim is received within the Warranty Period, then as your sole remedy (and SmartThings' sole liability), SmartThings will at its option either 1) repair the defect at no charge, using new or refurbished replacement parts, or 2) replace the Product with a new product that is functionally equivalent to the

original, in each case within 30 days following receipt of the returned Product. A replacement product or part assumes the remaining warranty of the original Product. When a Product or part is exchanged, any replacement item becomes your property and the replaced Product or part becomes SmartThings' property.

Obtaining Service: To obtain warranty service, visit support.smarththings.com to speak with a service agent or open a service request. Please be prepared to describe the Product that needs service and the nature of the problem. A purchase receipt is required. The Product must be insured and shipped freight prepaid and securely packaged. You must contact support for a Return Material Authorization Number ("RMA Number") before shipping any Product, and include the RMA Number, a copy of your purchase receipt, and a description of the problem you are experiencing with the Product. Any claim under this Limited Warranty must be submitted to SmartThings before the end of the Warranty Period.

Exclusions: This warranty does not apply to: a) damage caused by failure to follow instructions relating to the Product's use or the installation of components; b) damage caused by accident, abuse, misuse, transport, neglect, fire, floods, earthquake or other external causes; c) damage caused by service performed by anyone who is not an authorized representative of SmartThings; d) accessories used in conjunction with a covered Product; e) a Product or part that has been modified to alter functionality or capability; f) items intended to be periodically replaced by the purchaser during the normal life of the Product, including, without limitation, batteries, bulbs or cables; g) a Product that is used commercially or for a commercial purpose, in each case as determined by SmartThings.

EXCEPT FOR BODILY INJURY, SMARTTHINGS SHALL NOT BE LIABLE FOR (I) ANY LOST PROFITS, COST OF PROCUREMENT OF SUBSTITUTE PRODUCTS, OR ANY INCIDENTAL OR CONSEQUENTIAL DAMAGES, OR (II) ANY AMOUNTS IN EXCESS OF THE PURCHASE PRICE FOR THE PRODUCT, IN EACH CASE WHETHER RESULTING FROM THE USE OF OR INABILITY TO USE THIS PRODUCT, OR ARISING OUT OF ANY BREACH OF THIS WARRANTY, EVEN IF COMPANY HAS BEEN ADVISED OF THE POSSIBILITY OF SUCH DAMAGES. SOME STATES DO NOT ALLOW THE EXCLUSION OR LIMITATION OF INCIDENTAL OR CONSEQUENTIAL DAMAGES, SO THE ABOVE LIMITATION AND EXCLUSIONS MAY NOT APPLY TO YOU.

TO THE EXTENT PERMITTED BY APPLICABLE LAW, SMART THINGS DISCLAIMS ANY AND ALL STATUTORY OR IMPLIED WARRANTIES, INCLUDING WITHOUT LIMITATION, WARRANTIES OF MERCHANTABILITY, FITNESS FOR A PARTICULAR PURPOSE AND WARRANTIES AGAINST HIDDEN OR LATENT DEFECTS. IF SMARTTHINGS CANNOT LAWFULLY DISCLAIM STATUTORY OR IMPLIED WARRANTIES, THEN TO THE EXTENT PERMITTED BY LAW, ALL SUCH WARRANTIES SHALL BE LIMITED IN DURATION TO THE WARRANTY PERIOD. SOME STATES DO NOT ALLOW LIMITATIONS ON HOW LONG AN IMPLIED WARRANTY LASTS, SO THE ABOVE LIMITATIONS MAY NOT APPLY TO YOU.

This warranty gives you specific legal rights and you may also have other rights, which vary from state to state. To exercise your rights under this warranty, please follow the instructions above under the heading "Obtaining Service", or contact SmartThings at SmartThings, Inc., 456 University Ave. Suite 200, Palo Alto, CA 94301, USA. Samsung is a registered trademark of Samsung Electronics Co., Ltd.

SmartThings Hub Quick Start Guide – [Download \[optimized\]](#)

SmartThings Hub Quick Start Guide – [Download](#)