



SmartDHOME 1302 Built-in Actuator and Meter User Manual

[Home](#) » [SmartDHOME](#) » SmartDHOME 1302 Built-in Actuator and Meter User Manual 

SmartDHOME

Built-in actuator and meter
User Manual



www.myvirtuosohome.com
www.myvirtuosohome.com

Contents

- [1 Introduction](#)
- [2 Description and features](#)
- [3 FEATURES](#)
- [4 PACKAGE CONTENT](#)
- [5 Installation:](#)
- [6 Operation](#)
- [7 Connection diagrams](#)
- [8 Warranty and Customer care](#)
- [9 Documents / Resources](#)
 - [9.1 References](#)
- [10 Related Posts](#)

Introduction

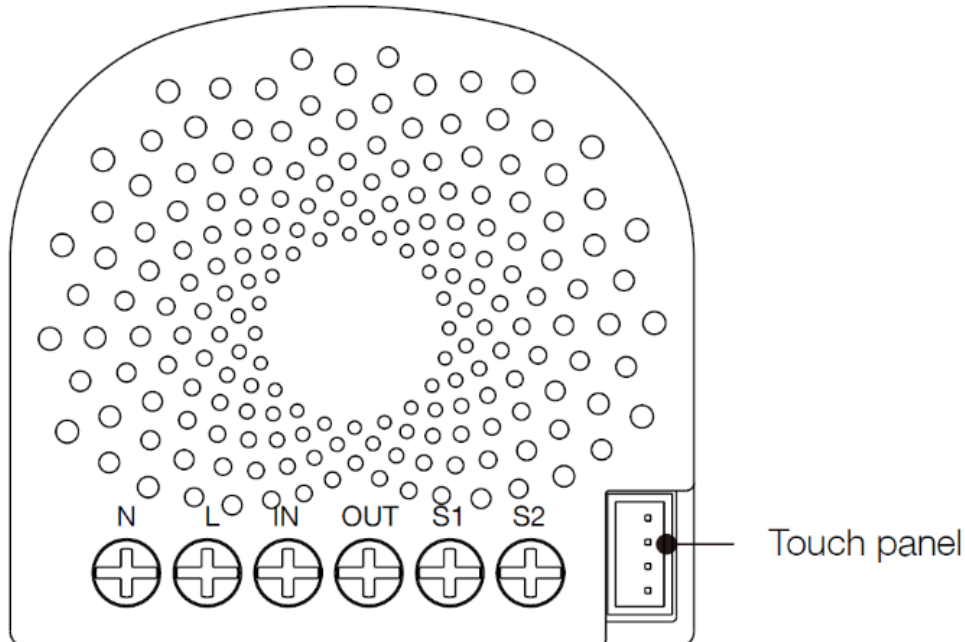
SmartDHOME thanks you for choosing this built-in actuator and meter for plant automation.

This module is a Z-Wave-certified device, compatible with any Z-Wave-enabled network. All mains-powered Z-Wave devices also perform the signal repetition function for battery-powered devices, helping to eliminate possible signal shadow areas.

This actuator allows you to control (activate/deactivate) the power line to which it has been connected and to send an immediate report of the energy consumption to the Z-Wave gateway to which it has been associated.

Description and features

This device has been designed for internal use.



LEGEND

N	Neutral power supply
L	Power phase
IN	Input for power supply load
Out	Output for load (directly connected to IN)
s1	External switch/button control
s2	External switch/button control

FEATURES

Protocol	Z-Wave
Transmission frequency	868.42 MHz
Signal range	30 meters in open field
Operating voltage	230 Vac
Stand-by power	< 0.8 W
Measurement accuracy	+/- 3 W
Dimension	42,5 (A) * 40 (L) * 20 (P) mm

PACKAGE CONTENT

- 1 Built-in actuator and meter.
- 1 User manual.

Installation:

a. Inclusion

- Set the MyVirtuoso Home gateway in inclusion mode and press the button on the back of the device.
If the LED on the back of the device flashes green and then remains steady, the actuator has been included correctly. If the LED initially lights up red and then changes in color, then the inclusion has not occurred. Repeat the operation.
- In case of successful inclusion, the LED will remain on. The color it will take depends on the output: it will be green with an output of 0 A – 5 A, yellow with an output of 5 A – 9 A, and red with an output of 9 A – 10.5 A.

b. Exclusion

Set the MyVirtuoso Home gateway in bypass mode, and press the button on the back of the device. If the exclusion is successful, the LED will change color again. In case of non-exclusion, however, the LED will remain in the color indicated in point 3: repeat the exclusion procedure.

Note: to avoid short circuits that could damage the device and to ensure safety during the installation phase, it is advisable to disconnect the general electric current.

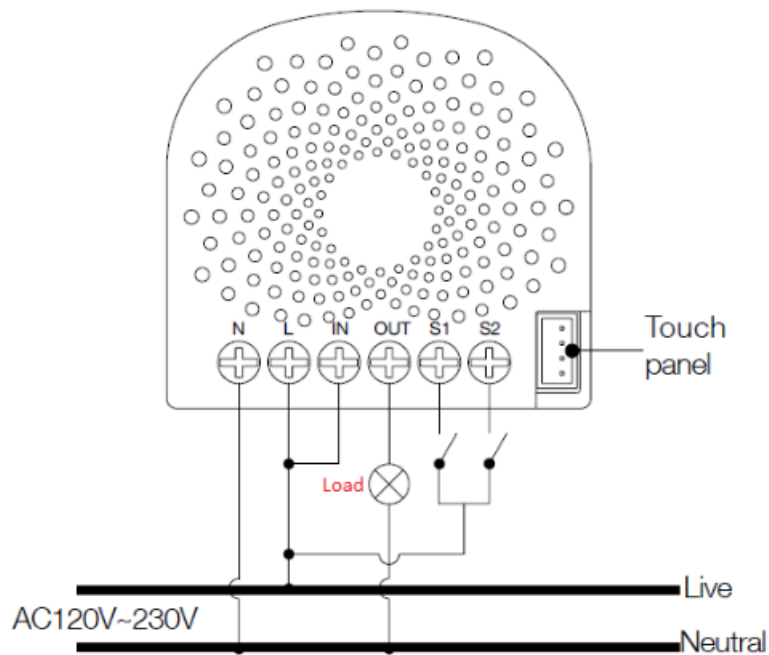
Operation

As soon as the actuator is connected to the phase to be measured, it will be able to detect and transmit consumption data or activate the home automation rules defined by the MyVirtuoso Home gateway.

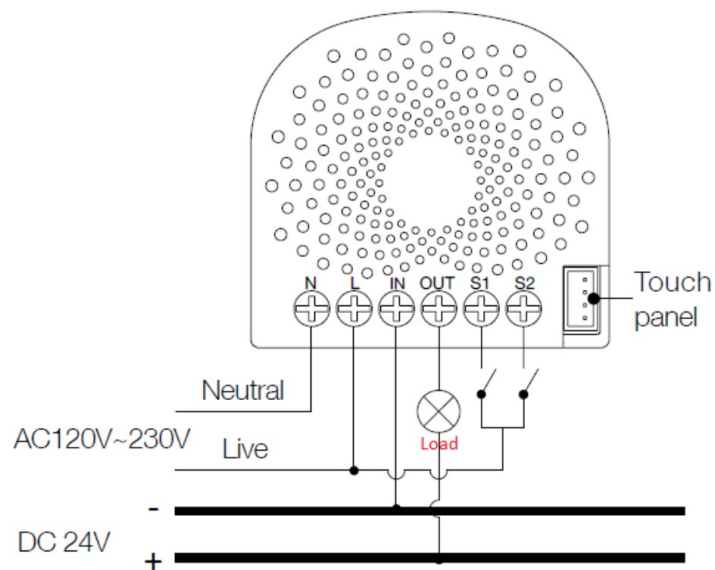
The line can also be disconnected manually by simply pressing the switch on the device.

Connection diagrams

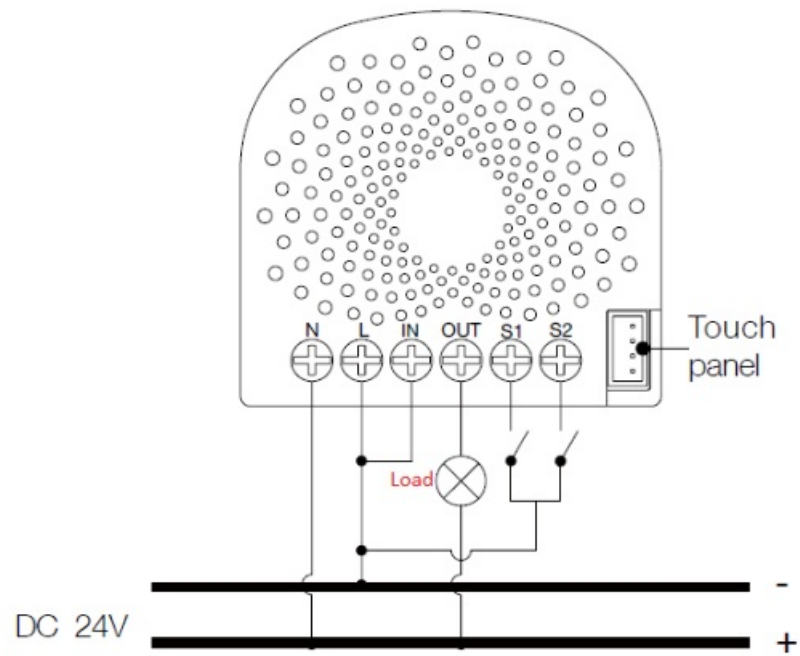
a. Input current 120 VAC – 230 Vac



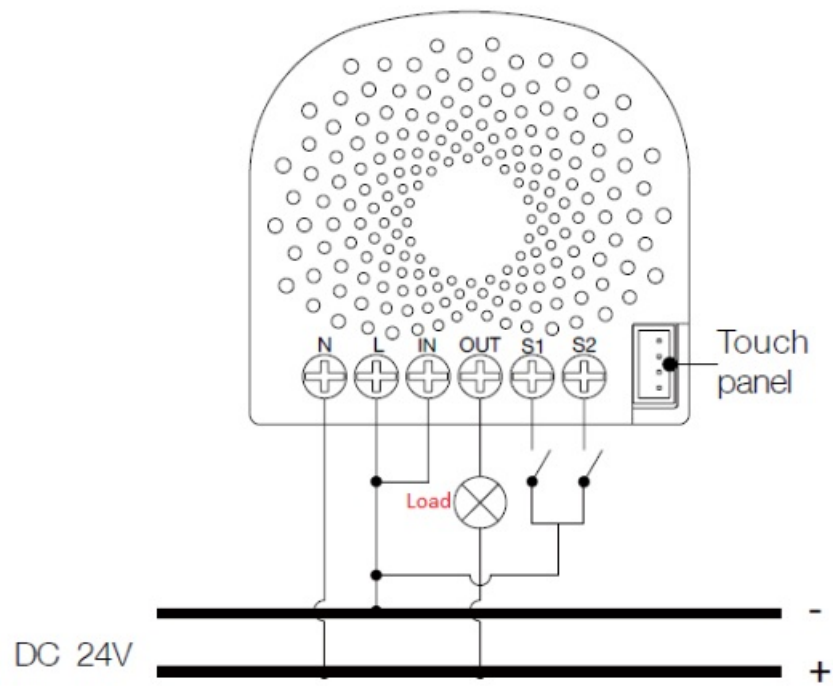
b. Input current 120 VAC – 230 VAC with 24 Vdc output



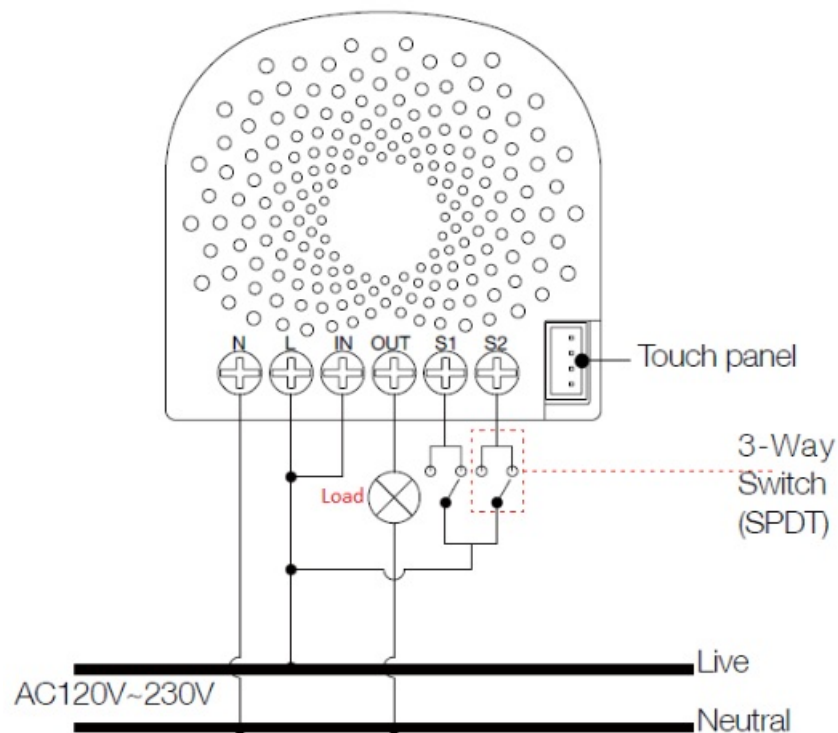
c. Input Current 24 Vdc



d. Input current 24 VDC with 120 VAC – 230 Vac output



e. Deviated scheme for external button



Warranty and Customer care

Visit the link for warranty information:

<https://www.ecodhome.com/en/shop-online/termsconditions.html>

If you encounter technical problems or malfunctions, visit the website:

<http://helpdesk.smartdhome.com/users/register.aspx>

After a short registration, you can open a ticket online, also attaching images. One of our technicians will answer you as soon as possible.




SmartDHOME Srl

www.smartdhome.com

info@smartdhome.com

Rev. 02/2021 P/N 01335-1302-00

Documents / Resources

 <p>Built-in actuator and meter User Manual</p> <p>www.smartdhome.com www.info@smartdhome.com</p> <p>SmartDHOME</p>	<p>SmartDHOME 1302 Built-in Actuator and Meter [pdf] User Manual 1302, Built-in Actuator and Meter</p>
--	--

References

-  [Home - MyVirtuoso Home](#)
-  [Home - SmartDHOME](#)
-  [Home - SmartDHOME](#)

Manuals+.