



SMARTDEVIL H2O Small Desk Humidifier Instruction Manual

[Home](#) » [SmartDevil](#) » SMARTDEVIL H2O Small Desk Humidifier Instruction Manual 



INSTRUCTION MANUAL



SMALL DESK HUMIDIFIER
User Manual

Contents

[1 H2O Small Desk Humidifier](#)

[2 Operation Steps](#)

[3 Cotton Filter Replacement](#)

[4 Product Parameters](#)

[5 Operating Instructions](#)

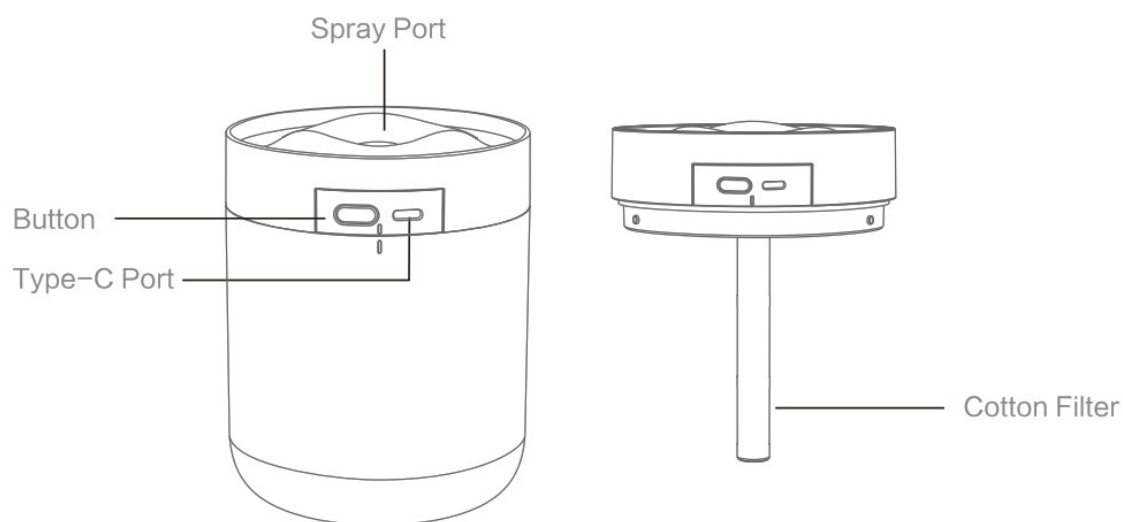
[6 Standard Accessories](#)

[7 Documents / Resources](#)

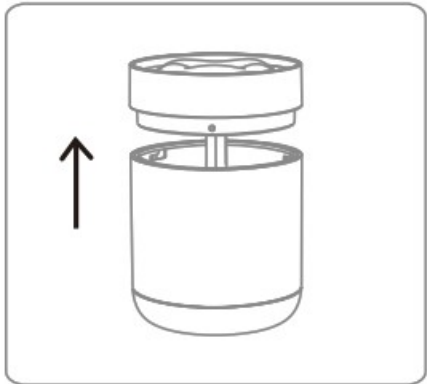

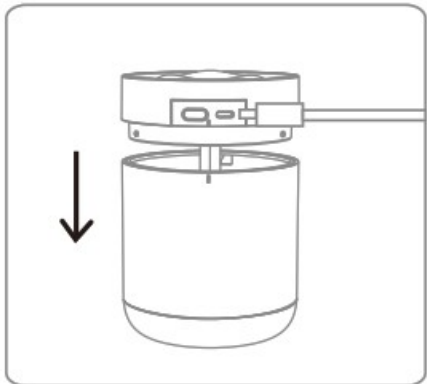
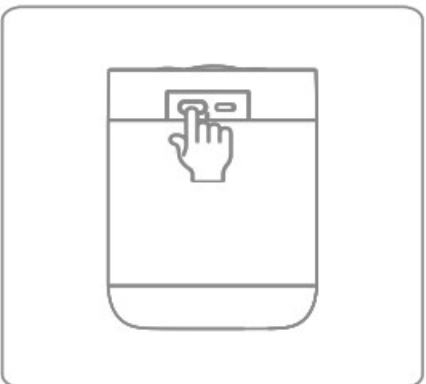
[7.1 References](#)

[8 Related Posts](#)

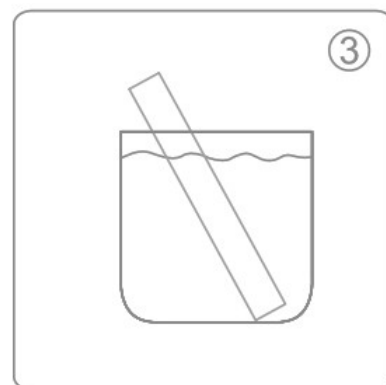
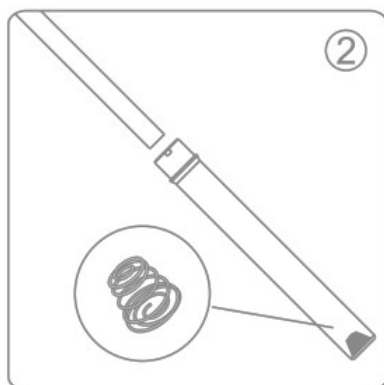
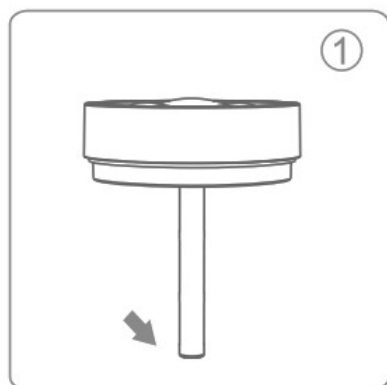
H2O Small Desk Humidifier



Operation Steps

		
<p>1. Open the Uper Cover Clockwise.</p>	<p>2. Add Water.</p>	<p>3. Fully soak the cotton fitt ze out water,</p>
		
<p>4. Tighten the Cover and Connect to USB Cabl e.</p>	<p>5. Click Button to Start Humidifier.</p>	

Cotton Filter Replacement



NOTICE:

1. Turn clockwise to open the swab tube and remove the filter.
2. Do not lose the spring.
3. Fully Soak the cotton fitter for 2-10 minutes before use.

Product Parameters

Product Name: Smatl Desk Humidifier
Model: J13

Material: ABS/PC
Input Voltage: DC5V
Input Current: 14
Working Current: 200-400mA
Working Power: 2W(Max)
Water Capacity: 500ML
Spray Amount: 30mL-60mL/H
Product Size: 3.74×3.74×4.72 inches
Net Weight; 8.12 ounces

Operating Instructions

Spray Button:

1st single press button to start the continuous mist mode.
2nd single press button to start the intermittent mist mode.
3rd single press button to turn off all mist modes.

Night Light Function:

Long press the button 1st time, the LED light will be on(Constant Light).
Long press the button 2nd time, the LED light will be on(Breathing Light).
Long press the button 3rd time, the LED light will be off.

Automatic Power-off Function

The humidifier will automatically power off after 8 hours of work.

Cautions

- Please add water before using this product. Humidifying function is prohibited in case of water shortage.
- Do not add essential oil to the water tank to avoid clogging.
- The humidifier will automatically stop spraying after 8 hours of operation.
To continue working, add water and press the button to restart.
- Do not directly rinse the upper part of the humidifier, please wipe it with a cotton cloth when cleaning.
- Children under the age of 6 should be accompanied by adults to use the machine.
- it is recommended to use tap water, DO NOT USE BOTTLED OR DISTILLED WATER.

Standard Accessories

Humidifier x 1pc, Cable x 1 pc, Instruction Manual x 1 pc, Cotton Filter x 2pcs



<https://www.smartdevil.com/support>
www.smartdevil.com

✉ US: support.us@smart-devil.com

Documents / Resources

	SMARTDEVIL H2O Small Desk Humidifier [pdf] Instruction Manual H2O Small Desk Humidifier, H2O, Small Desk Humidifier, Desk Humidifier, Humidifier
---	---

References

- [User Manual](#)

[Manuals+.](#) [Privacy Policy](#)

This website is an independent publication and is neither affiliated with nor endorsed by any of the trademark owners. The "Bluetooth®" word mark and logos are registered trademarks owned by Bluetooth SIG, Inc. The "Wi-Fi®" word mark and logos are registered trademarks owned by the Wi-Fi Alliance. Any use of these marks on this website does not imply any affiliation with or endorsement.