

SMART

WM-SBID-200 Wall Mount For Interactive Display



# SMART WM-SBID-200 Wall Mount For Interactive Display User Guide

[Home](#) » [Smart](#) » SMART WM-SBID-200 Wall Mount For Interactive Display User Guide 

## Contents

- [1 SMART WM-SBID-200 Wall Mount For Interactive Display](#)
- [2 Specifications](#)
- [3 Product Information](#)
- [4 Installation Instructions](#)
- [5 Overview](#)
- [6 Dimensions](#)
- [7 Standard features](#)
- [8 Certification and compliance](#)
- [9 Purchasing information](#)
- [10 FAQs](#)
- [11 Documents / Resources](#)
  - [11.1 References](#)

SMART®

**SMART WM-SBID-200 Wall Mount For Interactive Display**



## Specifications

- Model: WM-SBID-200
- Dimensions: 10 7/16" (26 cm) x 35 3/16" (91 cm) x 25" (63.5 cm) x 1 7/16" (3.7 cm)
- Weight: Not specified

## Product Information

The SMART wall mount (W200-1) is designed for SMART Board displays, including GX, MX, QX Pro, RX, 6000S, and 7000R series. It utilizes a VESA standard mounting-hole pattern for easy installation. The mount kit includes hardware for mounting the brackets to a SMART display. Please refer to the display's service parts diagram for information on connecting the display to the mount.

## Installation Instructions

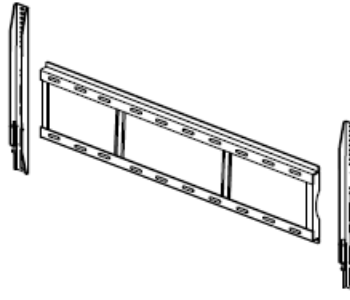
1. Locate a suitable wall space to mount the SMART wall mount.
2. Ensure the wall surface is capable of supporting the weight of the display and mount.
3. Use appropriate tools to securely attach the mount brackets to the wall.
4. Follow the display's service parts diagram to connect the display to the mount using the included hardware.
5. Adjust the mount as needed to ensure proper display positioning.

## SMART wall mount (W200-1) for SMART Board displays

### Model WM-SBID-200

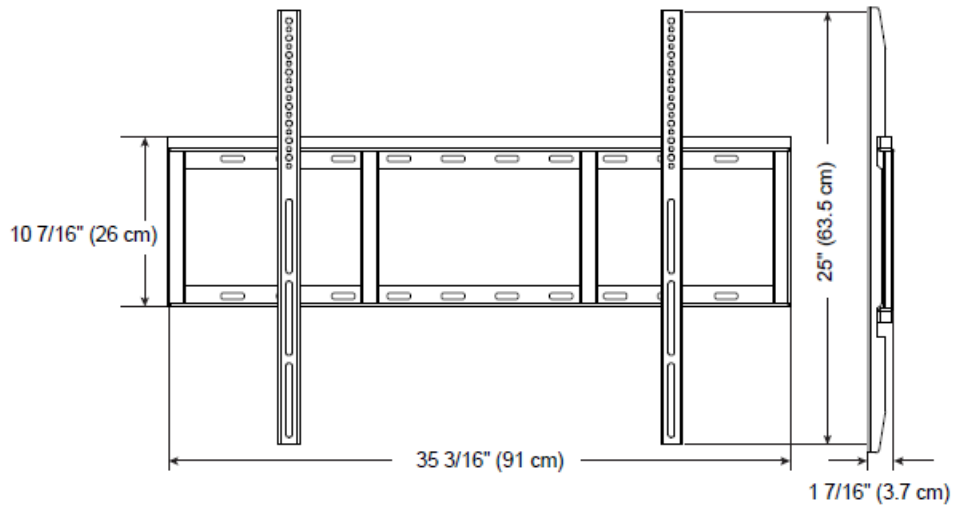
## Overview

SMART offers a wall mount (W200-1) for installing GX, MX, QX Pro, RX, 6000S, and 7000R series displays. The wall mount kit uses a VESA standard mounting-hole pattern. See [smarttech.com](https://www.smarttech.com) for more information about this product.



## Dimensions and weights<sup>1</sup>

### Dimensions



- **Weight**  
9lb. 4oz. (4.2 kg)
- **Maximum supported interactive display weight**  
220 lb. (100 kg)
- **Shipping dimensions**  
 $36.5" \times 10.7" \times 1.8"$   
(92.6 cm  $\times$  27.1 cm  $\times$  4.5 cm)
- **Shipping weight**  
10lb. 6oz. (4.7 kg)

All dimensions  $\pm 1/8"$  (0.3 cm). All weights  $\pm 2$  lb. (0.9 kg).

### Standard features

<b>SMART display compatibility</b>	<p>SMART Board GX series SMART Board MX series SMART Board QX Pro series SMART Board RX series</p> <p>SMART Board 6000 and 6000 Pro series, SMART Board 6000S and 6000S Pro series, SMART Board 7000 and 7000 Pro series, SMART Board 7000R and 7000R Pro series</p>
<b>VESA mounting compatibility</b>	The WM-SBID-200 wall mount kit is compatible with the following range of VESA mounting hole patterns: 200mm × 200 mm to 800mm × 600mm.
<b>Included hardware</b>	<p>Includes hardware for mounting the brackets to a SMART display. (The hardware for connecting the display to the mount might not be compatible with non-SMART displays.)</p> <p><b>Note</b></p> <p>For information about the hardware for connecting your SMART display to the mount, see the display's service parts diagram.</p>

## Certification and compliance

<b>Regulatory certification</b>	cULus, GPSD
<b>Environmental compliance</b>	
European Union	REACH and Packaging
U.S.	CONEG Packaging, California Proposition 65, and Conflict Minerals

## Purchasing information

<b>Order number</b>	
WM-SBID-200	SMART Wall Mount for GX, MX, QX, RX, 6000S, and 7000 series
<b>Optional accessories</b>	See <a href="https://www.smarttech.com/accessories">smarttech.com/accessories</a>
<b>Warranty</b>	One-year limited equipment warranty

- [smarttech.com/support](https://www.smarttech.com/support)
- [smarttech.com/contactsupport](https://www.smarttech.com/contactsupport)

© 2024 SMART Technologies ULC. All rights reserved. SMART Board, smarttech, the SMART logo, and all SMART taglines are trademarks or registered trademarks of SMART Technologies ULC in the U.S. and/or other countries. All third-party product and company names may be trademarks of their respective owners. This product and/or use thereof is covered by one or more of the following U.S. patents: [www.smarttech.com/patents](https://www.smarttech.com/patents). Contents are subject to change without notice. June 20, 2024.

- [docs.smarttech.com/kb/171405](https://docs.smarttech.com/kb/171405)

## FAQS

- **Q: What displays are compatible with the SMART wall mount (W200-1)?**

A: The wall mount is compatible with SMART Board GX, MX, QX Pro, RX, 6000S, and 7000R series displays.


- **Q: Does the wall mount kit include all necessary hardware for installation?**

A: Yes, the kit includes hardware for mounting the brackets to a SMART display. However, hardware for connecting the display to the mount may not be compatible with non-SMART displays.




- **Q: What is the warranty coverage for the SMART wall mount (W200-1)?**

A: The wall mount comes with a one-year limited equipment warranty.

## Documents / Resources

	<a href="#">SMART WM-SBID-200 Wall Mount For Interactive Display</a> [pdf] User Guide WM-SBID-200, WM-SBID-200 Wall Mount For Interactive Display, WM-SBID-200, Wall Mount F or Interactive Display, Interactive Display, Display
---	--

## References

-  [SurveyMonkey Powered Online Survey](#)
-  [SMART Support - SMART Technologies](#)
-  [SurveyMonkey Powered Online Survey](#)
- [User Manual](#)

### Manuals+, Privacy Policy

This website is an independent publication and is neither affiliated with nor endorsed by any of the trademark owners. The "Bluetooth®" word mark and logos are registered trademarks owned by Bluetooth SIG, Inc. The "Wi-Fi®" word mark and logos are registered trademarks owned by the Wi-Fi Alliance. Any use of these marks on this website does not imply any affiliation with or endorsement.