



CRS70XAWCS1 WiFi Connected
Features and Sophisticated
Cooking Modes



SMART CRS70XAWCS1 WiFi Connected Features and Sophisticated Cooking Modes User Guide

[Home](#) » [Smart](#) » SMART CRS70XAWCS1 WiFi Connected Features and Sophisticated Cooking Modes User Guide 

Contents

- [1 SMART CRS70XAWCS1 WiFi Connected Features and Sophisticated Cooking Modes](#)
- [2 Product Usage Instructions](#)
- [3 FEATURES](#)
- [4 Documents / Resources](#)
 - [4.1 References](#)
- [5 Related Posts](#)



SMART CRS70XAWCS1 WiFi Connected Features and Sophisticated Cooking Modes



Product Specifications:

- **Electric Ranges:** CCES700, CCES750, CRS70XAWCS1
- **Induction Ranges:** CCHS900P, CCHS950P, CHS90XM
- **Gas Dual Fuel Ranges:** CCGS700, CCGS750, CC2S900P, CC2S950P
- **Pro Range:** CGY366, C2Y486

Product Features:

- Convection Roast
- Convection Broil
- Precision Cooking Modes
- No-Preheat Air Fry
- Steakhouse Mode
- Turkey Mode
- CookCam Remote Oven Control
- Remote Notification
- Clock Sync
- Voice Control
- Meat Probe Settings via app

Product Usage Instructions

Connecting to WiFi and Downloading SmartHQ App:

1. Ensure the range is within range of a WiFi network.
2. Download and install the SmartHQ app on your smartphone or tablet.
3. Follow the app instructions to connect the range to your WiFi network.

Utilizing Cooking Modes:

1. Select a cooking mode from the range control panel or the SmartHQ app.
2. Follow the specific instructions for each mode provided in the user manual.

Remote Oven Control:

1. Use the SmartHQ app to remotely control your oven settings.
2. Monitor and adjust cooking temperatures and times from your smartphone.

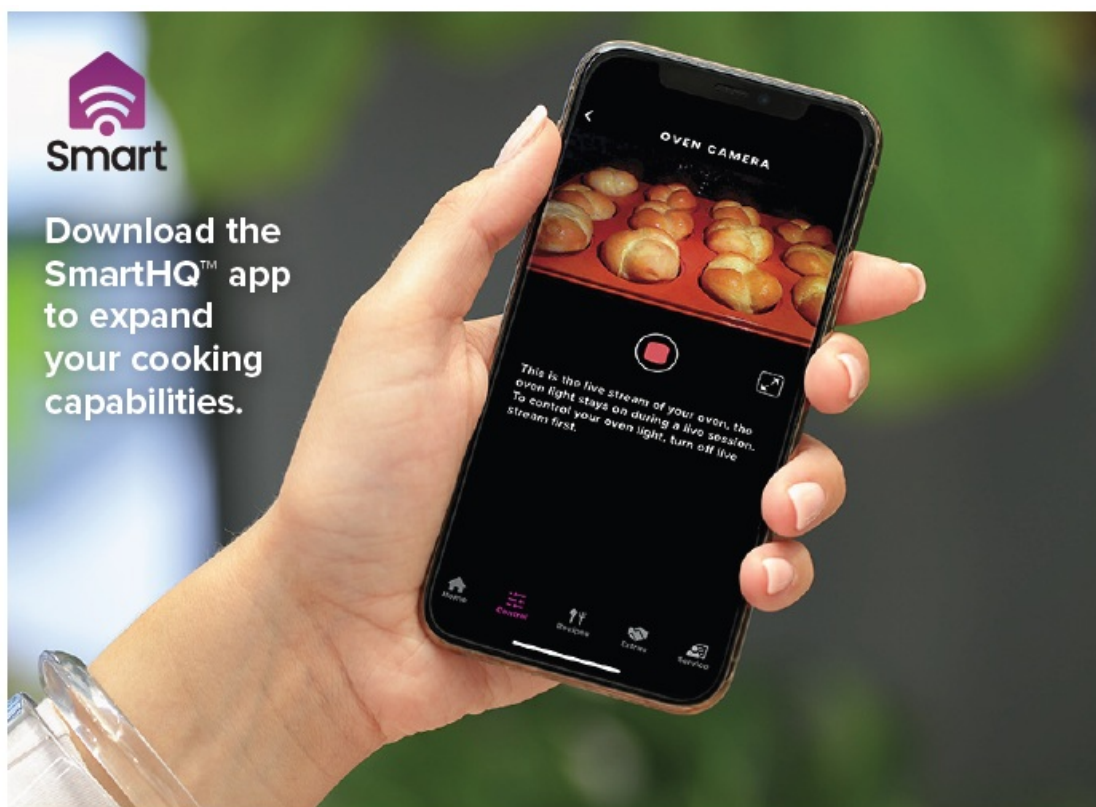
Frequently Asked Questions (FAQ):

- Q: Do I need to keep the WiFi connection active all the time for the advanced features?
A: No, once the features are downloaded or installed with a one-time WiFi connection, you can turn off the WiFi connection and still use the advanced features.
- Q: Can I control the oven remotely without using the SmartHQ app?
A: Remote oven control is accessible through both the range control panel and the SmartHQ app for your convenience.

WiFi Connected Features and Sophisticated Cooking Modes

Stay connected to both your kitchen and your guests with a variety of WiFi-enabled Café ranges that utilize the SmartHQ™ app for sophisticated cooking. By connecting your appliance to WiFi, you'll enjoy updates that expand your cooking options, so the experience will just keep getting better.

*Smart HQ App is only available in English.







Ranges

ELECTRIC	INDUCTION		GAS	DUAL FEUL	PRO RANGE	
CCES700 CCES750 CRS70XAWC S1	CCHS900P C CHS950P	CHS90XM	CCGS700 C CGS750	CC2S900P C C2S950P	CGY366	C2Y486


FEATURES							
Convection Roast	■	■	■	■	■	■	■
Convection Broil							■
Precision Cooking Modes	■	■	■	■	■	■	■
No-Preheat Air Fry	■	■	■	■	■	■	■
Steakhouse Mode			■				
Turkey Mode	■	■	■	■	■		
CookCam			■				
Remote Oven Control	■	■	■	■	■	■	■
Remote Notification	■	■	■	■	■	■	■
Clock Sync	■	■	■	■	■	■	■
Voice Control	■	■	■	■	■	■	■
Meat Probe Settings via app	■	■	■	■	■	■	■

FEATURES

-  Feature is Factory Installed – No WiFi connection required.
-  Feature available only while WiFi is continuously connected to Range. Accessible through the Range control panel and/or the SmartHQ App.
-  Feature is downloaded to range with onetime Wifi connection – WiFi connection can be turned off after the feature is installed.
-  Feature may be Factory Installed depending on date of manufacture, otherwise will require WiFi download or WiFi continuous connection.

©2024 Café Appliances

Documents / Resources

	<p>SMART CRS70XAWCS1 WiFi Connected Features and Sophisticated Cooking Modes [pdf] User Guide CRS70XAWCS1 WiFi Connected Features and Sophisticated Cooking Modes, CRS70XAWCS1 , WiFi Connected Features and Sophisticated Cooking Modes, Features and Sophisticated Cooking Modes, Sophisticated Cooking Modes, Cooking Modes, Modes</p>
--	---

References

- [User Manual](#)

Manuals+. Privacy Policy

This website is an independent publication and is neither affiliated with nor endorsed by any of the trademark owners. The "Bluetooth®" word mark and logos are registered trademarks owned by Bluetooth SIG, Inc. The "Wi-Fi®" word mark and logos are registered trademarks owned by the Wi-Fi Alliance. Any use of these marks on this website does not imply any affiliation with or endorsement.